



There's More.




ISSUED FOR BIDDING

Project Manual

for

HGTC - GRAND STRAND LANDSCAPING AND IRRIGATION H59-N035-MJ

Myrtle Beach, South Carolina



April 20, 2021

BMG Project Number 2020250.00

TABLE OF CONTENTS

PROJECT NAME: HGTC - Grand Strand Landscaping and Irrigation

PROJECT NUMBER: H59-N035-MJ

<u>SECTION</u>	<u>NUMBER OF PAGES</u>
Table of Contents	2
SE-310, Invitation for Design-Bid-Build Construction Services	1
AIA Document A701 Instructions to Bidders South Carolina Division of Procurement Services, Office of State Engineer Version	13
Bid Bond (AIA A310 or reference).....	1
SE-330, Lump Sum Bid Form	4
AIA Document A101 Standard Form of Agreement between Owner and Contractor South Carolina Division of Procurement Services, Office of State Engineer Version	9
AIA Document A201 General Conditions of the Contract for Construction South Carolina Division of Procurement Services, Office of State Engineer Version	49
SE-355, Performance Bond.....	2
SE-357, Labor & Material Payment Bond	2
SE-380, Change Order to Construction Contract	1

TECHNICAL SPECIFICATIONS

(List the technical specifications using the same Divisions numbers and titles as shown on the individual technical specification sections.)

011000	Summary
012500	Substitution Procedures
012600	Contract Modification Procedures
012900	Payment Procedures
013300	Submittal Procedures
014000	Quality Requirements
014200	References
015000	Temporary Facilities and Controls
017419	Construction Waste Management and Disposal
017700	Closeout Procedures
017823	Operation and Maintenance Data
017839	Project Record Documents
017900	Demonstration and Training
328400	Irrigation Systems
329000	Planting
329200	Turf and Grasses

SE-310

INVITATION FOR DESIGN-BID-BUILD CONSTRUCTION SERVICES

AGENCY: Horry-Georgetown Technical College

PROJECT NAME: HGTC - Grand Strand Landscaping and Irrigation

PROJECT NUMBER: H59-N035-MJ CONSTRUCTION COST RANGE: \$ 780K to \$ 850K N/A

PROJECT LOCATION: Myrtle Beach, SC

DESCRIPTION OF PROJECT/SERVICES: Installation of landscape materials and irrigation for approximately 11-acres.

BID/SUBMITTAL DUE DATE: 5/19/2021 TIME: 2:00 p.m. NUMBER OF COPIES: 1

PROJECT DELIVERY METHOD: Design-Bid-Build

AGENCY PROJECT COORDINATOR: Kevin Brown

EMAIL: kevin.brown@hgtc.edu TELEPHONE: 843-349-5398

DOCUMENTS MAY BE OBTAINED FROM: College Website at www.hgtc.edu/purchasing "construction"

BID SECURITY IS REQUIRED IN AN AMOUNT NOT LESS THAN 5% OF THE BASE BID.

PERFORMANCE AND LABOR & MATERIAL PAYMENT BONDS: The successful Contactor will be required to provide Performance and Labor and Material Payment Bonds, each in the amount of 100% of the Contract Price.

DOCUMENT DEPOSIT AMOUNT: \$ 0 IS DEPOSIT REFUNDABLE Yes No N/A

Bidders must obtain Bidding Documents/Plans from the above listed source(s) to be listed as an official plan holder. Bidders that rely on copies obtained from any other source do so at their own risk. All written communications with official plan holders & bidders will be via email or website posting.

Agency WILL NOT accept Bids sent via email.

All questions & correspondence concerning this Invitation shall be addressed to the A/E.

A/E NAME: Becker Morgan Group, Inc.

A/E CONTACT: Dan Wenzel, AIA

EMAIL: dwenzel@beckermorgan.com TELEPHONE: 910-341-7600

PRE-BID CONFERENCE: Yes No MANDATORY ATTENDANCE: Yes No

PRE-BID DATE: 5/5/2021 TIME: 11:00 a.m.

PRE-BID PLACE: HGTC Grand Strand Campus, 743 Hemlock Avenue, Myrtle Beach, SC, Bldg. 200, Rm #109

BID OPENING PLACE: HGTC Grand Strand Campus, 743 Hemlock Avenue, Myrtle Beach, SC, Bldg. 200, Rm #109

BID DELIVERY ADDRESSES:

HAND-DELIVERY:

Attn: Dianna Cecala, Procurement Manager

743 Hemlock Ave., Bldg. 200, Rm #109

Myrtle Beach, SC 29577


MAIL SERVICE:

Attn: Dianna Cecala, Procurement Manager

743 Hemlock Ave., Bldg. 200, Rm #109

Myrtle Beach, SC 29577

IS PROJECT WITHIN AGENCY CONSTRUCTION CERTIFICATION? (Agency MUST check one) Yes No

APPROVED BY:  DATE: 4/22/21

(JOSE Project Manager)

**South Carolina Division of Procurement
Services, Office of State Engineer Version of
 AIA[®] Document A701[™] – 2018**

Instructions to Bidders

This version of AIA Document A701[™]–2018 is modified by the South Carolina Division of Procurement Services, Office of State Engineer (“SCOSE”). Publication of this version of AIA Document A701–2018 does not imply the American Institute of Architects’ endorsement of any modification by SCOSE. A comparative version of AIA Document A701–2018 showing additions and deletions by SCOSE is available for review on the SCOSE Web site.

Cite this document as “AIA Document A701[™]– 2018, Instructions to Bidders — SCOSE Version,” or “AIA Document A701[™]–2018 — SCOSE Version.”

South Carolina Division of Procurement Services, Office of State Engineer Version of AIA[®] Document A701[™] – 2018

Instructions to Bidders

for the following Project:

(Name, State Project Number, location, and detailed description)

HGTC - Grand Strand Landscaping and Irrigation

H59-N035-MJ

743 Hemlock Avenue, Myrtle Beach, South Carolina 29577

THE OWNER:

(Name, legal status, address, and other information)

Horry-Georgetown Technical College

2050 Highway 501 East

Conway, South Carolina 29526

The Owner is a Governmental Body of the State of South Carolina as defined by S.C. Code Ann. § 11-35-310.

THE ARCHITECT:

(Name, legal status, address, and other information)

Becker Morgan Group, Inc.

3333 Jaeckle Drive, Suite 120

Wilmington, North Carolina 28403

This version of AIA Document A701-2018 is modified by the South Carolina Division of Procurement Services, Office of State Engineer. Publication of this version of AIA Document A701 does not imply the American Institute of Architects' endorsement of any modification by South Carolina Division of Procurement Services, Office of State Engineer. A comparative version of AIA Document A701-2018 showing additions and deletions by the South Carolina Division of Procurement Services, Office of State Engineer is available for review on South Carolina state Web site.

This document has important legal consequences. Consultation with an attorney is encouraged with respect to its completion or modification.

TABLE OF ARTICLES

- 1 DEFINITIONS**
- 2 BIDDER'S REPRESENTATIONS**
- 3 BIDDING DOCUMENTS**
- 4 BIDDING PROCEDURES**
- 5 CONSIDERATION OF BIDS**
- 6 POST-BID INFORMATION**
- 7 PERFORMANCE BOND AND PAYMENT BOND**
- 8 ENUMERATION OF THE PROPOSED CONTRACT DOCUMENTS**

Init.

AIA Document A701[™]-2018. Copyright © 1970, 1974, 1978, 1987, 1997, and 2018 by The American Institute of Architects. All rights reserved. South Carolina Division of Procurement Services, Office of State Engineer Version of AIA Document A701[™]-2018. Copyright © 2016 and 2020 by The American Institute of Architects. All rights reserved. The "American Institute of Architects," "AIA," the AIA Logo, and "AIA Contract Documents" are registered trademarks and may not be used without permission. This document was created on 04/07/2021 11:18:47 under the terms of AIA Documents on Demand[®] Order No. 2010688483 is not for resale, is licensed for one-time use only, and may only be used in accordance with the AIA Contract Documents[®] Documents-on-Demand – End User License Agreement. To report copyright violations, e-mail copyright@aia.org.

ARTICLE 1 DEFINITIONS

§ 1.1 Bidding Documents include the Bidding Requirements and the Proposed Contract Documents. The Bidding Requirements consist of the advertisement or invitation to bid, Instructions to Bidders, supplementary instructions to bidders, the bid form, and any other bidding forms. The Proposed Contract Documents consist of the unexecuted form of Agreement between the Owner and Contractor and that Agreement's Exhibits, Conditions of the Contract (General, Supplementary and other Conditions), Drawings, Specifications, all Addenda, and all other documents enumerated in Article 8 of these Instructions.

§ 1.1.1 Any reference in this document to the Agreement between the Owner and Contractor, AIA Document A101, or some abbreviated reference thereof, shall mean the AIA Document A101-2017 Standard Form of Agreement Between Owner and Contractor, SCOSE Version. Any reference in this document to the General Conditions of the Contract for Construction, AIA Document A201, or some abbreviated reference thereof, shall mean the AIA Document A201-2017 General Conditions of the Contract for Construction, SCOSE Version.

§ 1.2 Definitions set forth in the General Conditions of the Contract for Construction, or in other Proposed Contract Documents apply to the Bidding Documents.

§ 1.3 Addenda are written or graphic instruments issued by the Architect, which, by additions, deletions, clarifications, or corrections, modify or interpret the Bidding Documents.

§ 1.4 A Bid is a complete and properly executed proposal to do the Work for the sums stipulated therein, submitted in accordance with the Bidding Documents.

§ 1.5 The Base Bid is the sum stated in the Bid for which the Bidder offers to perform the Work described in the Bidding Documents, to which Work may be added or deleted by sums stated in Alternate Bids.

§ 1.6 An Alternate Bid (or Alternate) is an amount stated in the Bid to be added to or deducted from, or that does not change, the Base Bid if the corresponding change in the Work, as described in the Bidding Documents, is accepted.

§ 1.7 A Unit Price is an amount stated in the Bid as a price per unit of measurement for materials, equipment, or services, or a portion of the Work, as described in the Bidding Documents.

§ 1.8 A Bidder is a person or entity who submits a Bid.

§ 1.9 A Sub-bidder is a person or entity who submits a bid to a Bidder for materials, equipment, or labor for a portion of the Work.

ARTICLE 2 BIDDER'S REPRESENTATIONS

§ 2.1 By submitting a Bid, the Bidder represents that:

- .1 the Bidder has read and understands the Bidding Documents;
- .2 the Bidder understands how the Bidding Documents relate to other portions of the Project, if any, being bid concurrently or presently under construction;
- .3 the Bid complies with the Bidding Documents;
- .4 the Bidder has visited the site, become familiar with local conditions under which the Work is to be performed, has correlated the Bidder's observations with the requirements of the Proposed Contract Documents, and accepts full responsibility for any pre-bid existing conditions that would affect the Bid that could have been ascertained by a site visit. As provided in S.C. Code Ann. Reg. 19-445.2042(B), a bidder's failure to attend an advertised pre-bid conference will not excuse its responsibility for estimating properly the difficulty and cost of successfully performing the work, or for proceeding to successfully perform the work without additional expense to the State;
- .5 the Bid is based upon the materials, equipment, and systems required by the Bidding Documents without exception; and
- .6 the Bidder has read and understands the provisions for liquidated damages, if any, set forth in the form of Agreement between the Owner and Contractor.

§ 2.2 Certification of Independent Price Determination

§ 2.2.1 GIVING FALSE, MISLEADING, OR INCOMPLETE INFORMATION ON THIS CERTIFICATION MAY RENDER YOU SUBJECT TO PROSECUTION UNDER SC CODE OF LAWS §16-9-10 AND OTHER APPLICABLE LAWS.

Init.

§ 2.2.2 By submitting a Bid, the Bidder certifies that:

- .1 The prices in this Bid have been arrived at independently, without, for the purpose of restricting competition, any consultation, communication, or agreement with any other bidder or competitor relating to:
 - .1 those prices;
 - .2 the intention to submit a Bid; or
 - .3 the methods or factors used to calculate the prices offered.
- .2 The prices in this Bid have not been and will not be knowingly disclosed by the Bidder, directly or indirectly, to any other bidder or competitor before bid opening (in the case of a sealed bid solicitation) or contract award (in the case of a negotiated solicitation) unless otherwise required by law; and
- .3 No attempt has been made or will be made by the Bidder to induce any other concern to submit or not to submit a Bid for the purpose of restricting competition.

§ 2.2.3 Each signature on the Bid is considered to be a certification by the signatory that the signatory:

- .1 Is the person in the Bidder's organization responsible for determining the prices being offered in this Bid, and that the signatory has not participated and will not participate in any action contrary to Section 2.2.2 of this certification; or
- .2 Has been authorized, in writing, to act as agent for the Bidder's principals in certifying that those principals have not participated, and will not participate in any action contrary to Section 2.2.2 of this certification [As used in this subdivision, the term "principals" means the person(s) in the Bidder's organization responsible for determining the prices offered in this Bid];
- .3 As an authorized agent, does certify that the principals referenced in Section 2.2.3.2 of this certification have not participated, and will not participate, in any action contrary to Section 2.2.2 of this certification; and
- .4 As an agent, has not personally participated, and will not participate, in any action contrary to Section 2.2.2 of this certification.

§ 2.2.4 If the Bidder deletes or modifies Section 2.2.2.2 of this certification, the Bidder must furnish with its offer a signed statement setting forth in detail the circumstances of the disclosure.

§ 2.2.5 Drug Free Workplace Certification

By submitting a Bid, the Bidder certifies that, if awarded a contract, Bidder will comply with all applicable provisions of The Drug-free Workplace Act, S.C. Code Ann. 44-107-10, et seq.

§ 2.2.6 Certification Regarding Debarment and Other Responsibility Matters

§ 2.2.6.1 By submitting a Bid, Bidder certifies, to the best of its knowledge and belief, that:

- .1 Bidder and/or any of its Principals-
 - .1 Are not presently debarred, suspended, proposed for debarment, or declared ineligible for the award of contracts by any state or federal agency;
 - .2 Have not, within a three-year period preceding this Bid, been convicted of or had a civil judgment rendered against them for: commission of fraud or a criminal offense in connection with obtaining, attempting to obtain, or performing a public (Federal, state, or local) contract or subcontract; violation of Federal or state antitrust statutes relating to the submission of bids; or commission of embezzlement, theft, forgery, bribery, falsification or destruction of records, making false statements, tax evasion, or receiving stolen property; and
 - .3 Are not presently indicted for, or otherwise criminally or civilly charged by a governmental entity with, commission of any of the offenses enumerated in Section 2.2.6.1.1.2 of this provision.
- .2 Bidder has not, within a three-year period preceding this Bid, had one or more contracts terminated for default by any public (Federal, state, or local) entity.
- .3 "Principals," for the purposes of this certification, means officers; directors; owners; partners; and, persons having primary management or supervisory responsibilities within a business entity (e.g., general manager; plant manager; head of a subsidiary, division, or business segment, and similar positions).

§ 2.2.6.2 Bidder shall provide immediate written notice to the Procurement Officer if, at any time prior to contract award, Bidder learns that its certification was erroneous when submitted or has become erroneous by reason of changed circumstances.

Init.

§ 2.2.6.3 If Bidder is unable to certify the representations stated in Section 2.2.6.1, Bidder must submit a written explanation regarding its inability to make the certification. The certification will be considered in connection with a review of the Bidder's responsibility. Failure of the Bidder to furnish additional information as requested by the Procurement Officer may render the Bidder non-responsible.

§ 2.2.6.4 Nothing contained in the foregoing shall be construed to require establishment of a system of records in order to render, in good faith, the certification required by Section 2.2.6.1 of this provision. The knowledge and information of a Bidder is not required to exceed that which is normally possessed by a prudent person in the ordinary course of business dealings.

§ 2.2.6.5 The certification in Section 2.2.6.1 of this provision is a material representation of fact upon which reliance was placed when making award. If it is later determined that the Bidder knowingly or in bad faith rendered an erroneous certification, in addition to other remedies available to the State, the Procurement Officer may terminate the contract resulting from this solicitation for default.

§ 2.2.7 Ethics Certificate

By submitting a Bid, the Bidder certifies that the Bidder has and will comply with, and has not, and will not, induce a person to violate Title 8, Chapter 13 of the SC Code of Laws, as amended (Ethics Act). The following statutes require special attention: S.C. Code Ann. §8-13-700, regarding use of official position for financial gain; S.C. Code Ann. §8-13-705, regarding gifts to influence action of public official; S.C. Code Ann. §8-13-720, regarding offering money for advice or assistance of public official; S.C. Code Ann. §8-13-755 and §8-13-760, regarding restrictions on employment by former public official; S.C. Code Ann. §8-13-775, prohibiting public official with economic interests from acting on contracts; S.C. Code Ann. §8-13-790, regarding recovery of kickbacks; S.C. Code Ann. §8-13-1150, regarding statements to be filed by consultants; and S.C. Code Ann. §8-13-1342, regarding restrictions on contributions by contractor to candidate who participated in awarding of contract. The State may rescind any contract and recover all amounts expended as a result of any action taken in violation of this provision. If the contractor participates, directly or indirectly, in the evaluation or award of public contracts, including without limitation, change orders or task orders regarding a public contract, the contractor shall, if required by law to file such a statement, provide the statement required by S.C. Code Ann. §8-13-1150 to the Procurement Officer at the same time the law requires the statement to be filed.

§ 2.2.8 Restrictions Applicable To Bidders & Gifts

Violation of these restrictions may result in disqualification of your Bid, suspension or debarment, and may constitute a violation of the state Ethics Act.

§ 2.2.8.1 After issuance of the solicitation, Bidder agrees not to discuss this procurement activity in any way with the Owner or its employees, agents or officials. All communications must be solely with the Procurement Officer. This restriction may be lifted by express written permission from the Procurement Officer. This restriction expires once a contract has been formed.

§ 2.2.8.2 Unless otherwise approved in writing by the Procurement Officer, Bidder agrees not to give anything to the Owner, any affiliated organizations, or the employees, agents or officials of either, prior to award.

§ 2.2.8.3 Bidder acknowledges that the policy of the State is that a governmental body should not accept or solicit a gift, directly or indirectly, from a donor if the governmental body has reason to believe the donor has or is seeking to obtain contractual or other business or financial relationships with the governmental body. SC Regulation 19-445.2165(C) broadly defines the term donor.

§ 2.2.9 Open Trade Representation

By submitting a Bid, the Bidder represents that Bidder is not currently engaged in the boycott of a person or an entity based in or doing business with a jurisdiction with whom South Carolina can enjoy open trade, as defined in S.C. Code Ann. §11-35-5300.

ARTICLE 3 BIDDING DOCUMENTS

§ 3.1 Distribution

§ 3.1.1 Bidders shall obtain complete Bidding Documents from the issuing office designated in the advertisement or invitation to bid, for the deposit sum, if any, stated therein.

§ 3.1.2 Any required deposit shall be refunded to all plan holders who return the paper Bidding Documents in good condition within ten (10) days after receipt of Bids. The cost to replace missing or damaged paper documents will be deducted from the deposit. A Bidder receiving a Contract award may retain the paper Bidding Documents, and the Bidder's deposit will be refunded.

§ 3.1.3 Reserved

§ 3.1.4 Bidders shall use complete Bidding Documents in preparing Bids. Neither the Owner nor Architect assumes responsibility for errors or misinterpretations resulting from the use of incomplete Bidding Documents.

§ 3.1.5 The Bidding Documents will be available for the sole purpose of obtaining Bids on the Work. No license or grant of use is conferred by distribution of the Bidding Documents.

§ 3.1.6 All persons obtaining Bidding Documents from the issuing office designated in the advertisement shall provide that office with Bidder's contact information to include the Bidder's name, telephone number, mailing address, and email address.

§ 3.2 Modification or Interpretation of Bidding Documents

§ 3.2.1 The Bidder shall carefully study the Bidding Documents, shall examine the site and local conditions, and shall notify the Architect of errors, inconsistencies, or ambiguities discovered and request clarification or interpretation pursuant to Section 3.2.2. Failure to do so will be at the Bidder's risk. Bidder assumes responsibility for any patent ambiguity that Bidder does not bring to the Architect's attention prior to Bid Opening.

§ 3.2.2 Requests for clarification or interpretation of the Bidding Documents shall be submitted by the Bidder in writing and shall be received by the Architect at least ten (10) days prior to the date for receipt of Bids.

§ 3.2.3 Modifications, corrections, changes, and interpretations of the Bidding Documents shall be made by Addendum. Modifications, corrections, changes, and interpretations of the Bidding Documents made in any other manner shall not be binding, and Bidders shall not rely upon them.

§ 3.2.4 As provided in S.C. Code Ann. Reg. 19-445.2042(B), nothing stated at the Pre-bid conference shall change the Bidding Documents unless a change is made by Addendum.

§ 3.3 Substitutions

§ 3.3.1 The materials, products, and equipment described in the Bidding Documents establish a standard of required function, dimension, appearance, and quality to be met by any proposed substitution. Where "brand name or equal" is used in the Bidding Documents, the listing description is not intended to limit or restrict competition.

§ 3.3.2 Substitution Process

§ 3.3.2.1 Written requests for substitutions shall be received by the Architect at least ten (10) days prior to the date for receipt of Bids. Requests shall be submitted in the same manner as that established for submitting clarifications and interpretations in Section 3.2.2.

§ 3.3.2.2 Bidders shall submit substitution requests on a Substitution Request Form if one is provided in the Bidding Documents.

§ 3.3.2.3 If a Substitution Request Form is not provided, requests shall include (1) the name of the material or equipment specified in the Bidding Documents; (2) the reason for the requested substitution; (3) a complete description of the proposed substitution including the name of the material or equipment proposed as the substitute, performance and test data, and relevant drawings; and (4) any other information necessary for an evaluation. The request shall include a statement setting forth changes in other materials, equipment, or other portions of the Work, including changes in the work of other contracts or the impact on any Project Certifications (such as LEED), that will result from incorporation of the proposed substitution.

§ 3.3.2.4 No request to substitute materials, products, or equipment for materials, products, or equipment described in the Bidding Documents and no request for addition of a manufacturer or supplier to a list of approved manufacturers or suppliers in the Bidding Documents will be considered prior to receipt of Bids unless written request for approval has been received by the Architect at least ten (10) days prior to the date for receipt of Bids established in the invitation to bid.

Init.

Any subsequent extension of the date for receipt of Bids by addendum shall not extend the date for receipt of such requests unless the addendum so specifies. A statement setting forth changes in other materials, equipment or other portions of the Work, including changes in the Work of other contracts that incorporation of the proposed substitution would require, shall be included.

§ 3.3.3 The burden of proof of the merit of the proposed substitution is upon the proposer. The Architect's decision of approval or disapproval of a proposed substitution shall be final.

§ 3.3.4 If the Architect approves a proposed substitution prior to receipt of Bids, such approval shall be set forth in an Addendum. Approvals made in any other manner shall not be binding, and Bidders shall not rely upon them.

§ 3.3.5 No substitutions will be considered after the Contract award unless specifically provided for in the Contract Documents.

§ 3.4 Addenda

§ 3.4.1 Addenda will be transmitted to Bidders known by the issuing office to have received complete Bidding Documents.

§ 3.4.2 Addenda will be available where Bidding Documents are on file.

§ 3.4.3 Addenda will be issued at least five (5) business days before the day of the Bid Opening, except an Addendum withdrawing the request for Bids or one which includes postponement of the date for receipt of Bids. A business day runs from midnight to midnight and excludes weekends and state and federal holidays.

§ 3.4.4 Prior to submitting a Bid, each Bidder shall ascertain that the Bidder has received all Addenda issued, and the Bidder shall acknowledge their receipt in the Bid.

§ 3.4.5 When the date for receipt of Bids is to be postponed and there is insufficient time to issue an Addendum prior to the original Bid Date, the Owner will notify prospective Bidders by telephone or other appropriate means with immediate follow up with an Addendum. This Addendum will verify the postponement of the original Bid Date and establish a new Bid Date. The new Bid Date will be no earlier than the fifth (5th) business day after the date of issuance of the Addendum postponing the original Bid Date.

§ 3.4.6 If an emergency or unanticipated event interrupts normal government processes so that Bids cannot be received at the government office designated for receipt of Bids by the exact time specified in the solicitation, the time specified for receipt of Bids will be deemed to be extended to the same time of day specified in the solicitation on the first work day on which normal government processes resume. In lieu of an automatic extension, an Addendum may be issued to reschedule Bid Opening. If state offices are closed in the county in which Bids are to be received at the time a pre-bid or pre-proposal conference is scheduled, an Addendum will be issued to reschedule the conference. Bidders shall visit <https://www.scemd.org/closings/> for information concerning closings.

ARTICLE 4 BIDDING PROCEDURES

§ 4.1 Preparation of Bids

§ 4.1.1 Bids shall be submitted on the forms included with or identified in the Bidding Documents.

§ 4.1.2 All blanks on the Bid Form shall be legibly executed. Paper bid forms shall be executed in a non-erasable medium.

§ 4.1.3 Sums shall be expressed in numbers.

§ 4.1.4 Interlineations, alterations and erasures must be initialed by the signer of the Bid. Bidder shall not make stipulations or qualify his Bid in any manner not permitted on the Bid Form. An incomplete Bid or information not requested that is written on or attached to the Bid Form that could be considered a qualification of the Bid, may be cause for rejection of the Bid.

§ 4.1.5 All requested Alternates shall be bid. The failure of the Bidder to indicate a price for an Alternate shall render the Bid non-responsive. Indicate the change to the Base Bid by entering the dollar amount and marking, as appropriate, the box for "ADD TO" or "DEDUCT FROM". If no change in the Base Bid is required, enter "ZERO" or "No Change".

Init.

§ 4.1.6 Pursuant to S.C. Code Ann. § 11-35-3020(b)(i), as amended, Section 7 of the Bid Form sets forth a list of proposed subcontractors for which the Bidder is required to identify those subcontractors the Bidder will use to perform the work listed. Bidder must follow the instructions in the Bid Form for filling out this section of the Bid Form. Failure to properly fill out Section 7 may result in rejection of Bidder's bid as non-responsive.

§ 4.1.7 Contractors and subcontractors listed in Section 7 of the Bid Form who are required by the South Carolina Code of Laws to be licensed, must be licensed as required by law at the time of bidding.

§ 4.1.8 Each copy of the Bid shall state the legal name and legal status of the Bidder. Each copy of the Bid shall be signed by the person or persons legally authorized to bind the Bidder to a contract.

§ 4.1.9 A Bidder shall incur all costs associated with the preparation of its Bid.

§ 4.2 Bid Security

§ 4.2.1 If required by the invitation to bid, each Bid shall be accompanied by a bid security in an amount of not less than five percent of the Base Bid. The bid security shall be a bid bond or a certified cashier's check.

§ 4.2.2 The Bidder pledges to enter into a Contract with the Owner on the terms stated in the Bid and shall, if required, furnish bonds covering the faithful performance of the Contract and payment of all obligations arising thereunder. Should the Bidder refuse to enter into such Contract or fail to furnish such bonds if required, the amount of the bid security shall be forfeited to the Owner as liquidated damages, not as a penalty.

§ 4.2.3 If a surety bond is required as bid security, it shall be written on AIA Document A310™, Bid Bond and the attorney-in-fact who executes the bond on behalf of the surety shall affix to the bond a certified and current copy of an acceptable power of attorney. The Bid Bond shall:

- 1 be issued by a surety company licensed to do business in South Carolina;
- 2 be issued by a surety company having, at a minimum, a "Best Rating" of "A" as stated in the most current publication of "Best's Key Rating Guide, Property-Casualty", which company shows a financial strength rating of at least five (5) times the contract price.
- 3 be enclosed in the bid envelope at the time of Bid Opening, either in paper copy or as an electronic bid bond authorization number provided on the Bid Form and issued by a firm or organization authorized by the surety to receive, authenticate and issue binding electronic bid bonds on behalf the surety.

§ 4.2.4 The Owner will have the right to retain the bid security of Bidders to whom an award is being considered until either (a) the Contract has been executed and performance and payment bonds, if required, have been furnished; (b) the specified time has elapsed so that Bids may be withdrawn; or (c) all Bids have been rejected.

§ 4.2.5 By submitting a Bid Bond via an electronic bid bond authorization number on the Bid Form and signing the Bid Form, the Bidder certifies that an electronic bid bond has been executed by a Surety meeting the standards required by the Bidding Documents and the Bidder and Surety are firmly bound unto the State of South Carolina under the conditions provided in this Section 4.2.

§ 4.3 Submission of Bids

§ 4.3.1 A Bidder shall submit its Bid as indicated below:

§ 4.3.2 All paper copies of the Bid, the bid security, and any other documents required to be submitted with the Bid shall be enclosed in a sealed opaque envelope. The envelope shall, unless hand delivered by the Bidder, be addressed to the Owner's designated purchasing office as shown in the invitation to bid. The envelope shall be identified with the Project name, the Bidder's name and address, and, if applicable, the designated portion of the Work for which the Bid is submitted. If the Bid is sent by mail, or special delivery service (UPS, Federal Express, etc.), the sealed envelope shall be labelled "SEALED BID ENCLOSED" on the face thereof. Bidders hand delivering their Bids shall deliver Bids to the place of the Bid Opening as shown in the invitation for bids. Whether or not Bidders attend the Bid Opening, they shall give their Bids to the Owner's Procurement Officer or his/her designee as shown in the invitation to bid prior to the time of the Bid Opening.

§ 4.3.3 Bids shall be submitted by the date and time and at the place indicated in the invitation to bid. Bids submitted after the date and time for receipt of Bids, or at an incorrect place, will not be accepted.

§ 4.3.4 The Bidder shall assume full responsibility for timely delivery at the location designated for receipt of Bids.

§ 4.3.5 A Bid submitted by any method other than as provided in this Section 4.3 will not be accepted. Oral, telephonic, telegraphic, facsimile or other electronically transmitted bids will not be considered.

§ 4.3.6 The official time for receipt of Bids will be determined by reference to the clock designated by the Owner's Procurement Officer or his/her designee. The Procurement Officer conducting the Bid Opening will determine and announce that the deadline has arrived and no further Bids or bid modifications will be accepted. All Bids and bid modifications in the possession of the Procurement Officer at the time the announcement is completed will be timely, whether or not the bid envelope has been date/time stamped or otherwise marked by the Procurement Officer.

§ 4.4 Modification or Withdrawal of Bid

§ 4.4.1 Prior to the date and time designated for receipt of Bids, a Bidder may submit a new Bid to replace a Bid previously submitted, or withdraw its Bid entirely, by notice to the party designated to receive the Bids. Such notice shall be received and duly recorded by the receiving party on or before the date and time set for receipt of Bids. The receiving party shall verify that replaced or withdrawn Bids are removed from the other submitted Bids and not considered. Notice of submission of a replacement Bid or withdrawal of a Bid shall be worded so as not to reveal the amount of the original Bid.

§ 4.4.2 Withdrawn Bids may be resubmitted up to the date and time designated for the receipt of Bids in the same format as that established in Section 4.3, provided they fully conform with these Instructions to Bidders. Bid security shall be in an amount sufficient for the Bid as resubmitted.

ARTICLE 5 CONSIDERATION OF BIDS

§ 5.1 Opening of Bids

Bids received on time will be publicly opened and read aloud. The Owner will not read aloud Bids that the Owner determines, at the time of opening, to be non-responsive.

§ 5.1.1 At Bid Opening, the Owner will announce the date and location of the posting of the Notice of Intend to Award. If the Owner determines to award the Project, the Owner will, after posting a Notice of Intend to Award, send a copy of the Notice to all Bidders.

§ 5.1.2 The Owner will send a copy of the final Bid Tabulation to all Bidders within ten (10) working days of the Bid Opening.

§ 5.1.3 If only one Bid is received, the Owner will open and consider the Bid.

§ 5.2 Rejection of Bids

§ 5.2.1 The Owner shall have the right to reject any or all Bids. A Bid not accompanied by a required bid security or by other data required by the Bidding Documents, or a Bid which is in any way incomplete or irregular is subject to rejection.

§ 5.2.2 The reasons for which the Owner will reject Bids include, but are not limited to:

- .1 Failure by a Bidder to be represented at a Mandatory Pre-Bid Conference or site visit;
- .2 Failure to deliver the Bid on time;
- .3 Failure to comply with Bid Security requirements, except as expressly allowed by law;
- .4 Listing an invalid electronic Bid Bond authorization number on the Bid Form;
- .5 Failure to Bid an Alternate, except as expressly allowed by law;
- .6 Failure to list qualified subcontractors as required by law;
- .7 Showing any material modification(s) or exception(s) qualifying the Bid;
- .8 Faxing a Bid directly to the Owner or Owner's representative; or
- .9 Failure to include a properly executed Power-of-Attorney with the Bid Bond.

§ 5.2.3 The Owner may reject a Bid as nonresponsive if the prices bid are materially unbalanced between line items or sub-line items. A Bid is materially unbalanced when it is based on prices significantly less than cost for some work and prices which are significantly overstated in relation to cost for other work, and if there is a reasonable doubt that the Bid

Init.

will result in the lowest overall cost to the Owner even though it may be the low evaluated Bid, or if it is so unbalanced as to be tantamount to allowing an advance payment.

§ 5.3 Acceptance of Bid (Award)

§ 5.3.1 It is the intent of the Owner to award a Contract to the lowest responsive and responsible Bidder, provided the Bid has been submitted in accordance with the requirements of the Bidding Documents and does not exceed available funds. The Owner shall have the right to waive informalities and irregularities in a Bid received and to accept the Bid which, in the Owner's judgment, is in the Owner's best interests.

§ 5.3.2 The Owner shall have the right to accept Alternates in any order or combination, unless otherwise specifically provided in the Bidding Documents, and to determine the lowest responsive and responsible Bidder on the basis of the sum of the Base Bid and Alternates accepted.

ARTICLE 6 POST-BID INFORMATION

§ 6.1 Contractor's Responsibility

Owner will make a determination of Bidder's responsibility before awarding a contract. Bidder shall provide all information and documentation requested by the Owner to support the Owner's evaluation of responsibility. Failure of Bidder to provide requested information is cause for the Owner, at its option, to determine the Bidder to be non-responsible.

§ 6.2 Reserved

§ 6.3 Submittals

§ 6.3.1 After notification of selection for the award of the Contract, the Bidder shall, as soon as practicable or as stipulated in the Bidding Documents, submit in writing to the Owner through the Architect:

- .1 a designation of the Work to be performed with the Bidder's own forces;
- .2 names of the principal products and systems proposed for the Work and the manufacturers and suppliers of each; and
- .3 names of persons or entities (including those who are to furnish materials or equipment fabricated to a special design) proposed for the principal portions of the Work.

§ 6.4 Posting of Intent To Award

The Notice of Intent to Award will be posted at the following location:

Room or Area of Posting:

Building Where Posted:

Address of Building:

WEB site address (if applicable):

Posting date will be announced at Bid Opening. In addition to posting the Notice, the Owner will promptly send all responsive Bidders a copy of the Notice of Intent to Award and the final bid tabulation

§ 6.5 Protest of Solicitation or Award

§ 6.5.1 If you are aggrieved in connection with the solicitation or award of a contract, you may be entitled to protest, but only as provided in S.C. Code Ann. § 11-35-4210. To protest a solicitation, you must submit a protest within fifteen (15) days of the date the applicable solicitation document is issued. To protest an award, you must (i) submit notice if your intent to protest within seven (7) business days of the date the award notice is posted, and (ii) submit your actual protest within fifteen (15) days of the date the award notice is posted. Days are calculated as provided in Section 11-35-310(13). Both protests and notices of intent to protest must be in writing and must be received by the State Engineer within the time provided. The grounds of the protest and the relief requested must be set forth with enough particularity to give notice of the issues to be decided.

§ 6.5.2 Any protest must be addressed to the CPO, Office of State Engineer, and submitted in writing:

- .1 by email to protest-ose@mmo.sc.gov,
- .2 by facsimile at 803-737-0639, or
- .3 by post or delivery to 1201 Main Street, Suite 600, Columbia, SC 29201.

By submitting a protest to the foregoing email address, you (and any person acting on your behalf) consent to receive communications regarding your protest (and any related protests) at the e-mail address from which you sent your protest.

§ 7.1.2 If the furnishing of such bonds is stipulated in the Bidding Documents, the cost shall be included in the Bid.

§ 7.1.3 The Bidder shall provide surety bonds from a company or companies lawfully authorized to issue surety bonds in the state of South Carolina.

§ 7.1.4 Unless otherwise indicated below, the Penal Sum of the Payment and Performance Bonds shall be the amount of 100% of the Contract Sum.

§ 7.2 Time of Delivery of Contract, Certificates of Insurance, and Form of Bonds

§ 7.2.1 Following expiration of the protest period, the Owner will forward the Contract for Construction to the Bidder for signature. The Bidder shall return the fully executed Contract for Construction to the Owner within seven (7) days. The Bidder shall deliver the required bonds and certificate of insurance to the Owner not later than three (3) days following the date of execution of the Contract. Failure to deliver these documents as required shall entitle the Owner to consider the Bidder's failure as a refusal to enter into a contract in accordance with the terms and conditions of the Bidder's Bid and to make claim on the Bid Security for re-procurement cost.

§ 7.2.2 Unless otherwise provided, the bonds shall be written on the Performance Bond and Payment Bond forms included in the Bid Documents.

§ 7.2.3 The bonds shall be dated on or after the date of the Contract.

§ 7.2.4 The Bidder shall require the attorney-in-fact who executes the required bonds on behalf of the surety to affix to the bond a certified and current copy of the power of attorney.

ARTICLE 8 ENUMERATION OF THE PROPOSED CONTRACT DOCUMENTS

§ 8.1 Copies of the proposed Contract Documents have been made available to the Bidder and consist of the following documents:

- .1 AIA Document A101™–2017, Standard Form of Agreement Between Owner and Contractor, SCOSE Version.
- .2 AIA Document A101™–2017, Exhibit A, Insurance and Bonds, SCOSE Version.
- .3 AIA Document A201™–2017, General Conditions of the Contract for Construction, SCOSE Version.
- .4 AIA Document E203™–2013, Building Information Modeling and Digital Data Exhibit
- .5 Drawings

Number	Title	Date
--------	-------	------

- .6 Specifications

Section	Title	Date	Pages
---------	-------	------	-------

Init.

.7 Addenda:

Number	Date	Pages
--------	------	-------

.8 Other Exhibits:

(Check all boxes that apply and include appropriate information identifying the exhibit where required.)

AIA Document E204™–2017, Sustainable Projects Exhibit, dated as indicated below:

The Sustainability Plan:

Supplementary and other Conditions of the Contract:

.9 Other documents listed below:

(List here any additional documents that are intended to form part of the Proposed Contract Documents.)

ARTICLE 9 Miscellaneous

§ 9.1 Nonresident Taxpayer Registration Affidavit Income Tax Withholding Important Tax Notice - Nonresidents Only

§ 9.1.1 Withholding Requirements for Payments to Nonresidents: SC Code of Laws §12-8-550 requires persons hiring or contracting with a nonresident conducting a business or performing personal services of a temporary nature within South Carolina to withhold 2% of each payment made to the nonresident. The withholding requirement does not apply to (1) payments on purchase orders for tangible personal property when the payments are not accompanied by services to be performed in South Carolina, (2) nonresidents who are not conducting business in South Carolina, (3) nonresidents for contracts that do not exceed \$10,000 in a calendar year, or (4) payments to a nonresident who (a) registers with either the S.C. Department of Revenue or the S.C. Secretary of State and (b) submits a Nonresident Taxpayer Registration Affidavit - Income Tax Withholding, Form I-312 to the person letting the contract.

§ 9.1.2 For information about other withholding requirements (e.g., employee withholding), contact the Withholding Section at the South Carolina Department of Revenue at 803-898-5383 or visit the Department's website at: www.sctax.org

§ 9.1.3 This notice is for informational purposes only. This Owner does not administer and has no authority over tax issues. All registration questions should be directed to the License and Registration Section at 803-898-5872 or to the South Carolina Department of Revenue, Registration Unit, Columbia, S.C. 29214-0140. All withholding questions should be directed to the Withholding Section at 803-898-5383.

PLEASE SEE THE "NONRESIDENT TAXPAYER REGISTRATION AFFIDAVIT INCOME TAX WITHHOLDING" FORM (Available through SC Department of Revenue).

§ 9.2 Submitting Confidential Information

§ 9.2.1 For every document the Bidder submits in response to or with regard to this solicitation or request, the Bidder must separately mark with the word "CONFIDENTIAL" every page, or portion thereof, that the Bidder contends contains

Init.

information that is exempt from public disclosure because it is either (a) a trade secret as defined in Section 30-4-40(a)(1), or (b) privileged & confidential, as that phrase is used in SC Code of Laws §11-35-410.

§ 9.2.2 For every document the Bidder submits in response to or with regard to this solicitation or request, the Bidder must separately mark with the words "TRADE SECRET" every page, or portion thereof, that the Bidder contends contains a trade secret as that term is defined by SC Code of Laws §39-8-20.

§ 9.2.3 For every document the Bidder submits in response to or with regard to this solicitation or request, the Bidder must separately mark with the word "PROTECTED" every page, or portion thereof, that the Bidder contends is protected by SC Code of Laws §11-35-1810.

§ 9.2.4 All markings must be conspicuous; use color, bold, underlining, or some other method in order to conspicuously distinguish the mark from the other text. Do not mark your entire Bid as confidential, trade secret, or protected! If your Bid, or any part thereof, is improperly marked as confidential or trade secret or protected, the State may, in its sole discretion, determine it nonresponsive. If only portions of a page are subject to some protection, do not mark the entire page.

§ 9.2.5 By submitting a response to this solicitation, Bidder (1) agrees to the public disclosure of every page of every document regarding this solicitation or request that was submitted at any time prior to entering into a contract (including, but not limited to, documents contained in a response, documents submitted to clarify a response, & documents submitted during negotiations), unless the page is conspicuously marked "TRADE SECRET" or "CONFIDENTIAL" or "PROTECTED", (2) agrees that any information not marked, as required by these bidding instructions, as a "Trade Secret" is not a trade secret as defined by the Trade Secrets Act, & (3) agrees that, notwithstanding any claims or markings otherwise, any prices, commissions, discounts, or other financial figures used to determine the award, as well as the final contract amount, are subject to public disclosure.

§ 9.2.6 In determining whether to release documents, the State will detrimentally rely on the Bidders' marking of documents, as required by these bidding instructions, as being either "Confidential" or "Trade Secret" or "PROTECTED".

§ 9.2.7 By submitting a response, the Bidder agrees to defend, indemnify & hold harmless the State of South Carolina, its officers & employees, from every claim, demand, loss, expense, cost, damage or injury, including attorney's fees, arising out of or resulting from the State withholding information that Bidder marked as "confidential" or "trade secret" or "PROTECTED".

§ 9.3 Solicitation Information From Sources Other Than Official Source

South Carolina Business Opportunities (SCBO) is the official state government publication for State of South Carolina solicitations. Any information on State agency solicitations obtained from any other source is unofficial and any reliance placed on such information is at the Bidder's sole risk and is without recourse under the South Carolina Consolidated Procurement Code.

§ 9.4 Builder's Risk Insurance

Bidders are directed to Exhibit A of the AIA Document A101, 2017 SCOSE Version, which, unless provided otherwise in the Bid Documents, requires the contractor to provide builder's risk insurance on the project.

§ 9.5 Tax Credit For Subcontracting With Minority Firms

§ 9.5.1 Pursuant to S.C. Code Ann. §12-6-3350, taxpayers, who utilize certified minority subcontractors, may take a tax credit equal to 4% of the payments they make to said subcontractors. The payments claimed must be based on work performed directly for a South Carolina state contract. The credit is limited to a maximum of fifty thousand dollars annually. The taxpayer is eligible to claim the credit for 10 consecutive taxable years beginning with the taxable year in which the first payment is made to the subcontractor that qualifies for the credit. After the above ten consecutive taxable years, the taxpayer is no longer eligible for the credit. The credit may be claimed on Form TC-2, "Minority Business Credit." A copy of the subcontractor's certificate from the Governor's Office of Small and Minority Business (OSMBA) is to be attached to the contractor's income tax return.

§ 9.5.2 Taxpayers must maintain evidence of work performed for a State contract by the minority subcontractor.

Questions regarding the tax credit and how to file are to be referred to: SC Department of Revenue, Research and Review, Phone: (803) 898-5786, Fax: (803) 898-5888.

Init.

§ 9.5.3 The subcontractor must be certified as to the criteria of a "Minority Firm" by the Governor's Office of Small and Minority Business Assistance (OSMBA). Certificates are issued to subcontractors upon successful completion of the certification process. Questions regarding subcontractor certification are to be referred to: Governor's Office of Small and Minority Business Assistance, Phone: (803) 734-0657, Fax: (803) 734-2498. Reference: S.C. Code Ann. §11-35-5010 – Definition for Minority Subcontractor & S.C. Code Ann. §11-35-5230 (B) – Regulations for Negotiating with State Minority Firms.

§ 9.6 Other Special Conditions Of The Work

Landscape planting and related work shall be performed by a firm with a minimum of five years experience specializing in this type of work. The successful bidder must provide documentation of satisfactorily completed work confirming this experience within 48 hours of bid opening. This documentation shall include, but not be limited to, similar projects that have been completed in the last five years, project location, completion date, contract value and references.

Bid Bond must be in the form of AIA Document A310

SE-330 LUMP SUM BID FORM

Bidders shall submit bids on only Bid Form SE-330.

BID SUBMITTED BY: _____
(Bidder's Name)

BID SUBMITTED TO: Horry-Georgetown Technical College
(Agency's Name)

FOR: PROJECT NAME: HGTC - Grand Strand Landscaping and Irrigation
PROJECT NUMBER: H59-N035-MJ

OFFER

§ 1. In response to the Invitation for Construction Services and in compliance with the Instructions to Bidders for the above-named Project, the undersigned Bidder proposes and agrees, if this Bid is accepted, to enter into a Contract with the Agency on the terms included in the Bidding Documents, and to perform all Work as specified or indicated in the Bidding Documents, for the prices and within the time frames indicated in this Bid and in accordance with the other terms and conditions of the Bidding Documents.

§ 2. Pursuant to SC Code § 11-35-3030(1), Bidder has submitted Bid Security as follows in the amount and form required by the Bidding Documents:

Bid Bond with Power of Attorney **Electronic Bid Bond** **Cashier's Check**

(Bidder check one)

§ 3. Bidder acknowledges the receipt of the following Addenda to the Bidding Documents and has incorporated the effects of said Addenda into this Bid:

(Bidder, check all that apply. Note, there may be more boxes than actual addenda. Do not check boxes that do not apply)

ADDENDA: #1 #2 #3 #4 #5

§ 4. Bidder accepts all terms and conditions of the Invitation for Bids, including, without limitation, those dealing with the disposition of Bid Security. Bidder agrees that this Bid, including all Bid Alternates, if any, may not be revoked or withdrawn after the opening of bids, and shall remain open for acceptance for a period of **60** Days following the Bid Date, or for such longer period of time that Bidder may agree to in writing upon request of the Agency.

§ 5. Bidder herewith offers to provide all labor, materials, equipment, tools of trades and labor, accessories, appliances, warranties and guarantees, and to pay all royalties, fees, permits, licenses and applicable taxes necessary to complete the following items of construction work:

§ 6.1 **BASE BID WORK** (as indicated in the Bidding Documents and generally described as follows): Installation of landscape materials and irrigation for approximately 11-acres.

\$ _____, which sum is hereafter called the Base Bid.

(Bidder to insert Base Bid Amount on line above)

**SE-330
LUMP SUM BID FORM**

§ 7. LISTING OF PROPOSED SUBCONTRACTORS PURSUANT TO SECTION 3020(b)(i), CHAPTER 35, TITLE 11 OF THE SOUTH CAROLINA CODE OF LAWS, AS AMENDED
(See Instructions on the following page BF-2A)

Bidder shall use the below-listed Subcontractors in the performance of the Subcontractor Classification work listed:

(A) SUBCONTRACTOR LICENSE CLASSIFICATION or SUBCLASSIFICATION NAME <i>(Completed by Agency)</i>	(B) LICENSE CLASSIFICATION or SUBCLASSIFICATION ABBREVIATION <i>(Completed by Agency)</i>	(C) SUBCONTRACTOR and/or PRIME CONTRACTOR <i>(Required - must be completed by Bidder)</i>	(D) SUBCONTRACTOR'S and/or PRIME CONTRACTOR'S SC LICENSE NUMBER <i>(Requested, but not Required)</i>
BASE BID			
No Subcontractor Listing Required			
ALTERNATE #1			
ALTERNATE #2			
ALTERNATE #3			

If a Bid Alternate is accepted, Subcontractors listed for the Bid Alternate shall be used for the work of both the Alternate and the Base Bid work.

SE-330 LUMP SUM BID FORM

§ 8. LIST OF MANUFACTURERS, MATERIAL SUPPLIERS, AND SUBCONTRACTORS OTHER THAN SUBCONTRACTORS LISTED IN SECTION 7 ABOVE (*FOR INFORMATION ONLY*):

Pursuant to instructions in the Invitation for Construction Services, if any, Bidder will provide to Agency upon the Agency's request and within 24 hours of such request, a listing of manufacturers, material suppliers, and subcontractors, other than those listed in Section 7 above, that Bidder intends to use on the project. Bidder acknowledges and agrees that this list is provided for purposes of determining responsibility and not pursuant to the subcontractor listing requirements of SC Code § 11-35-3020(b)(i).

§ 9. TIME OF CONTRACT PERFORMANCE AND LIQUIDATED DAMAGES

a) CONTRACT TIME

Bidder agrees that the Date of Commencement of the Work shall be established in a Notice to Proceed to be issued by the Agency. Bidder agrees to substantially complete the Work within 180 Calendar Days from the Date of Commencement, subject to adjustments as provided in the Contract Documents.

b) LIQUIDATED DAMAGES

Bidder further agrees that from the compensation to be paid, the Agency shall retain as Liquidated Damages the amount of \$ 250 for each Calendar Day the actual construction time required to achieve Substantial Completion exceeds the specified or adjusted time for Substantial Completion as provided in the Contract Documents. This amount is intended by the parties as the predetermined measure of compensation for actual damages, not as a penalty for nonperformance.

§ 10. AGREEMENTS

- a) Bidder agrees that this bid is subject to the requirements of the laws of the State of South Carolina.
- b) Bidder agrees that at any time prior to the issuance of the Notice to Proceed for this Project, this Project may be canceled for the convenience of, and without cost to, the State.
- c) Bidder agrees that neither the State of South Carolina nor any of its agencies, employees or agents shall be responsible for any bid preparation costs, or any costs or charges of any type, should all bids be rejected or the Project canceled for any reason prior to the issuance of the Notice to Proceed.

§ 11. ELECTRONIC BID BOND

By signing below, the Principal is affirming that the identified electronic bid bond has been executed and that the Principal and Surety are firmly bound unto the State of South Carolina under the terms and conditions of the AIA Document A310, Bid Bond, included in the Bidding Documents.

ELECTRONIC BID BOND NUMBER: _____

SIGNATURE AND TITLE: _____

**SE-330
LUMP SUM BID FORM**

CONTRACTOR'S CLASSIFICATIONS AND SUBCLASSIFICATIONS WITH LIMITATION

SC Contractor's License Number(s): _____

Classification(s) & Limits: _____

Subclassification(s) & Limits: _____

By signing this Bid, the person signing reaffirms all representation and certification made by both the person signing and the Bidder, including without limitation, those appearing in Article 2 of the SCOSE Version of the AIA Document A701, Instructions to Bidders, is expressly incorporated by reference.

BIDDER'S LEGAL NAME: _____

ADDRESS: _____

TELEPHONE: _____

EMAIL: _____

SIGNATURE: _____ **DATE:** _____

PRINT NAME: _____

TITLE: _____

**South Carolina Division of Procurement
Services, Office of State Engineer Version of
 AIA® Document A101® – 2017**

***Standard Form of Agreement Between Owner and
Contractor where the basis of payment is a Stipulated Sum***

This version of AIA Document A101®–2017 is modified by the South Carolina Division of Procurement Services, Office of State Engineer (“SCOSE”). Publication of this version of AIA Document A101–2017 does not imply the American Institute of Architects’ endorsement of any modification by SCOSE. A comparative version of AIA Document A101–2017 showing additions and deletions by SCOSE is available for review on the SCOSE Web site.

Cite this document as “AIA Document A101®–2017, Standard Form of Agreement Between Owner and Contractor where the basis of payment is a Stipulated Sum — SCOSE Version,” or “AIA Document A101®–2017 — SCOSE Version.”

South Carolina Division of Procurement Services, Office of State Engineer Version of AIA Document A101® – 2017

Standard Form of Agreement Between Owner and Contractor where the basis of payment is a Stipulated Sum

AGREEMENT made as of the _____ day of _____
in the year _____
(In words, indicate day, month and year.)

BETWEEN the Owner:
(Name, legal status, address and other information)

Horry-Georgetown Technical College
2050 Highway 501 East
Conway, South Carolina 29526

The Owner is a Governmental Body of the State of South Carolina as defined in S.C. Code Ann. § 11-35-310.

and the Contractor:
(Name, legal status, address and other information)

for the following Project:
(Name, State Project Number, location and detailed description)

HGTC - Grand Strand Landscaping and Irrigation
H59-N035-MJ
743 Hemlock Avenue, Myrtle Beach, South Carolina 29577

The Architect:
(Name, legal status, address and other information)

Becker Morgan Group, Inc.
3333 Jaeckle Drive, Suite 120
Wilmington, North Carolina 28403

The Owner and Contractor agree as follows.

This version of AIA Document A101–2017 is modified by the South Carolina Division of Procurement Services, Office of State Engineer. Publication of this version of AIA Document A101 does not imply the American Institute of Architects' endorsement of any modification by South Carolina Division of Procurement Services, Office of State Engineer. A comparative version of AIA Document A101–2017 showing additions and deletions by the South Carolina Division of Procurement Services, Office of State Engineer is available for review on South Carolina state Web site.

This document has important legal consequences. Consultation with an attorney is encouraged with respect to its completion or modification.

TABLE OF ARTICLES

1	THE CONTRACT DOCUMENTS
2	THE WORK OF THIS CONTRACT
3	DATE OF COMMENCEMENT AND SUBSTANTIAL COMPLETION
4	CONTRACT SUM
5	PAYMENTS
6	DISPUTE RESOLUTION
7	TERMINATION OR SUSPENSION
8	MISCELLANEOUS PROVISIONS
9	ENUMERATION OF CONTRACT DOCUMENTS

EXHIBIT A INSURANCE AND BONDS

ARTICLE 1 THE CONTRACT DOCUMENTS

§ 1.1 The Contract Documents consist of this Agreement, Conditions of the Contract (General, Supplementary, and other Conditions), Drawings, Specifications, Addenda issued prior to execution of this Agreement, other documents listed in this Agreement, and Modifications issued after execution of this Agreement, all of which form the Contract, and are as fully a part of the Contract as if attached to this Agreement or repeated herein. The Contract represents the entire and integrated agreement between the parties hereto and supersedes prior negotiations, representations, or agreements, either written or oral. An enumeration of the Contract Documents, other than a Modification, appears in Article 9.

§ 1.2 Any reference in this document to the Agreement between the Owner and Contractor, AIA Document A101, or some abbreviated reference thereof, shall mean the AIA A101-2017 Standard Form of Agreement Between Owner and Contractor, SCOSE Version. Any reference in this document to the General Conditions of the Contract for Construction, AIA Document A201, or some abbreviated reference thereof, shall mean the AIA A201-2017 General Conditions of the Contract for Construction, SCOSE Version.

ARTICLE 2 THE WORK OF THIS CONTRACT

The Contractor shall fully execute the Work described in the Contract Documents, except as specifically indicated in the Contract Documents to be the responsibility of others.

ARTICLE 3 DATE OF COMMENCEMENT AND SUBSTANTIAL COMPLETION

§ 3.1 The Date of Commencement of the Work shall be the date fixed in a Notice to Proceed issued by the Owner. The Owner shall issue the Notice to Proceed to the Contractor in writing, no less than seven (7) days prior to the Date of Commencement. Unless otherwise provided elsewhere in the Contract Documents and provided the Contractor has secured all required insurance and surety bonds, the Contractor may commence work immediately after receipt of the Notice to Proceed.

§ 3.2 The Contract Time as provided in the Notice to Proceed for this project shall be measured from the Date of Commencement of the Work to Substantial Completion.

§ 3.3 Substantial Completion

§ 3.3.1 Subject to adjustments of the Contract Time as provided in the Contract Documents, the Contractor shall achieve Substantial Completion of the entire Work within the Contract Time indicated in the Notice to Proceed.

§ 3.3.2 If the Contractor fails to achieve Substantial Completion as provided in this Section 3.3, liquidated damages, if any, shall be assessed as set forth in Section 4.5.

ARTICLE 4 CONTRACT SUM

§ 4.1 The Owner shall pay the Contractor the Contract Sum, including all accepted alternates indicated in the bid documents, in current funds for the Contractor’s performance of the Contract. The Contract Sum shall be

(\$ _____), subject to additions and deductions as provided in the Contract Documents.

§ 4.2 Alternates

§ 4.2.1 Alternates that are accepted, if any, included in the Contract Sum:

(Insert the accepted Alternates.)

Item	Price
------	-------

§ 4.3 Allowances, if any, included in the Contract Sum:

(Identify each allowance.)

Item	Price
------	-------

§ 4.4 Unit prices, if any:

(Identify the item and state the unit price and quantity limitations, if any, to which the unit price will be applicable.)

Item	Units and Limitations	Price per Unit (\$0.00)
------	-----------------------	-------------------------

§ 4.5 Liquidated damages

§ 4.5.1 Contractor agrees that from the compensation to be paid, the Owner shall retain as liquidated damages the amount indicated in Section 9(b) of the Bid Form for each calendar day the actual construction time required to achieve Substantial Completion exceeds the specified or adjusted time for Substantial Completion as provided in the Contract Documents. The liquidated damages amount is intended by the parties as the predetermined measure of compensation for actual damages, not as a penalty.

§ 4.6 Other:

(Insert provisions for bonus or other incentives, if any, that might result in a change to the Contract Sum.)

Init.

ARTICLE 5 PAYMENTS

§ 5.1 Progress Payments

§ 5.1.1 Based upon Applications for Payment submitted to the Architect and Owner by the Contractor and Certificates for Payment issued by the Architect, the Owner shall make progress payments on account of the Contract Sum to the Contractor as provided below and elsewhere in the Contract Documents.

§ 5.1.2 The period covered by each Application for Payment shall be one calendar month ending on the last day of the month, or as follows:

§ 5.1.3 The Owner shall make payment of the certified amount to the Contractor not later than twenty-one (21) days after receipt of the Application for Payment.

§ 5.1.4 Each Application for Payment shall be based on the most recent schedule of values submitted by the Contractor in accordance with the Contract Documents. The schedule of values shall allocate the entire Contract Sum among the various portions of the Work. The schedule of values shall be prepared in such form, and supported by such data to substantiate its accuracy, as the Architect may require. This schedule of values shall be used as a basis for reviewing the Contractor's Applications for Payment.

§ 5.1.5 Applications for Payment shall show the percentage of completion of each portion of the Work as of the end of the period covered by the Application for Payment.

§ 5.1.6 Subject to S.C. Code Ann. § 12-8-550 (Withholding Requirements for Payments to Non-Residents), in accordance with AIA Document A201®–2017, General Conditions of the Contract for Construction, and subject to other provisions of the Contract Documents, the amount of each progress payment shall be computed as follows:

§ 5.1.6.1 The amount of each progress payment shall first include:

- .1 That portion of the Contract Sum properly allocable to completed Work;
- .2 That portion of the Contract Sum properly allocable to materials and equipment delivered and suitably stored at the site for subsequent incorporation in the completed construction, or, if approved in advance by the Owner, suitably stored off the site at a location agreed upon in writing; and
- .3 That portion of Construction Change Directives that the Architect determines, in the Architect's professional judgment, to be reasonably justified.

§ 5.1.6.2 The amount of each progress payment shall then be reduced by:

- .1 The aggregate of any amounts previously paid by the Owner;
- .2 The amount, if any, for Work that remains uncorrected and for which the Architect has previously withheld a Certificate for Payment as provided in Article 9 of AIA Document A201–2017;
- .3 Any amount for which the Contractor does not intend to pay a Subcontractor or material supplier, unless the Work has been performed by others the Contractor intends to pay;
- .4 For Work performed or defects discovered since the last payment application, any amount for which the Architect may withhold payment, or nullify a Certificate of Payment in whole or in part, as provided in Article 9 of AIA Document A201–2017; and
- .5 Retainage withheld pursuant to Section 5.1.7.

§ 5.1.7 Retainage

§ 5.1.7.1 For each progress payment made prior to Substantial Completion of the Work, the Owner may withhold three and one-half percent (3.5%), as retainage, from the payment otherwise due.

§ 5.1.7.2 When a portion, or division, of Work as listed in the Schedule of Values is 100% complete, that portion of the retained funds which is allocable to the completed division must be released to the Contractor. No later than ten (10) days after receipt of retained funds from the Owner, the Contractor shall pay to the subcontractor responsible for such completed work the full amount of retainage allocable to the subcontractor's work.

§ 5.1.7.3 Upon Substantial Completion of the Work, the Contractor may submit an Application for Payment that includes the retainage withheld from prior Applications for Payment pursuant to this Section 5.1.7.

§ 5.1.8 If final completion of the Work is materially delayed through no fault of the Contractor, the Owner shall pay the Contractor any additional amounts in accordance with Article 9 of AIA Document A201–2017.

§ 5.1.9 Except with the Owner’s prior approval, the Contractor shall not make advance payments to suppliers for materials or equipment which have not been delivered and stored at the site.

§ 5.2 Final Payment

§ 5.2.1 Final payment, constituting the entire unpaid balance of the Contract Sum, shall be made by the Owner to the Contractor when

- .1 the Contractor has fully performed the Contract except for the Contractor’s responsibility to correct Work as provided in Article 12 of AIA Document A201–2017, and to satisfy other requirements, if any, which extend beyond final payment; and
- .2 a final Certificate for Payment has been issued by the Architect.

§ 5.2.2 The Owner’s final payment to the Contractor shall be made no later than twenty-one (21) days after the issuance of the Architect’s final Certificate for Payment.

ARTICLE 6 DISPUTE RESOLUTION

§ 6.1 Claims and disputes shall be resolved in accordance with Article 15 of AIA Document A201–2017.

ARTICLE 7 TERMINATION OR SUSPENSION

§ 7.1 The Contract may be terminated by the Owner or the Contractor as provided in Article 14 of AIA Document A201–2017.

§ 7.2 The Work may be suspended by the Owner as provided in Article 14 of AIA Document A201–2017.

ARTICLE 8 MISCELLANEOUS PROVISIONS

§ 8.1 Where reference is made in this Agreement to a provision of AIA Document A201–2017 or another Contract Document, the reference refers to that provision as amended or supplemented by other provisions of the Contract Documents.

§ 8.2 The Owner’s representative:

§ 8.2.1 The Owner designates the individual listed below as its Senior Representative (“Owner’s Senior Representative”), which individual has the responsibility for and, subject to Section 7.2.1 of the General Conditions, the authority to resolve disputes under Section 15.6 of the General Conditions:

- Name:**
- Title:**
- Address:**
- Telephone:**
- Email:**

§ 8.2.2 The Owner designates the individual listed below as its Owner’s Representative, which individual has the authority and responsibility set forth in Section 2.1.1 of the General Conditions:

- Name:**
- Title:**
- Address:**
- Telephone:**
- Email:**

§ 8.3 The Contractor’s representative:

§ 8.3.1 The Contractor designates the individual listed below as its Senior Representative (“Contractor’s Senior Representative”), which individual has the responsibility for and authority to resolve disputes under Section 15.6 of the General Conditions:

- Name:**

Init.

Title:
Address:
Telephone:
Email:

§ 8.3.2 The Contractor designates the individual listed below as its Contractor's Representative, which individual has the authority and responsibility set forth in Section 3.1.1 of the General Conditions:

Name:
Title:
Address:
Telephone:
Email:

§ 8.4 Neither the Owner's nor the Contractor's representative shall be changed without ten days' prior notice to the other party.

§ 8.5 The Architect's representative:

Name:
Title:
Address:
Telephone:
Email:

§ 8.6 Insurance and Bonds

§ 8.6.1 The Owner and the Contractor shall purchase and maintain insurance as set forth in AIA Document A101®–2017, Standard Form of Agreement Between Owner and Contractor where the basis of payment is a Stipulated Sum, Exhibit A, Insurance and Bonds, and elsewhere in the Contract Documents.

§ 8.6.2 The Contractor shall provide bonds as set forth in AIA Document A101®–2017 Exhibit A, and elsewhere in the Contract Documents.

§ 8.7 Notice in electronic format, pursuant to Article 1 of AIA Document A201–2017, may be given in accordance with AIA Document E203™–2013, Building Information Modeling and Digital Data Exhibit, if completed, or as otherwise set forth below:

(If other than in accordance with AIA Document E203–2013, insert requirements for delivering notice in electronic format such as name, title, and email address of the recipient and whether and how the system will be required to generate a read receipt for the transmission.)

§ 8.8 Other Provisions:

§ 8.8.1 Additional requirements, if any, for the Contractor's Construction Schedule are as follows:

(Check box if applicable to this Contract)

The Construction Schedule shall be in a detailed precedence-style critical path management (CPM) or primavera-type format satisfactory to the Owner and the Architect that shall also (1) provide a graphic representation of all activities and events that will occur during performance of the Work; (2) identify each phase of construction and occupancy; and (3) set forth milestone dates that are critical in ensuring the timely and orderly completion of the Work in accordance with the requirements of the Contract Documents.

- .1 Upon review by the Owner and the Architect for conformance with milestone dates and Construction Time given in the Bidding Documents, with associated Substantial Completion date, the Construction Schedule shall be deemed part of the Contract Documents and attached to the Agreement as an Exhibit. If returned for non-conformance, the Construction Schedule shall be promptly revised by the Contractor in accordance with the recommendations of the Owner and the Architect and resubmitted.

- .2 The Contactor shall monitor the progress of the Work for conformance with the requirements of the Construction Schedule and shall promptly advise the Owner of any delays or potential delays. Whenever the Construction Schedule no longer reflects actual conditions and progress of the Work or the Contract Time is modified in accordance with the terms of the Contract Documents, the Contractor shall update the Construction Schedule to reflect such conditions.
- .3 In the event any progress report indicates any delays, the Contractor shall propose an affirmative plan to correct the delay, including overtime and/or additional labor, if necessary.
- .4 In no event shall any progress report constitute an adjustment in the Contract Time, any milestone date, or the Contract Sum unless any such adjustment is agreed to by the Owner and authorized pursuant to Change Order.

§ 8.8.2 The Owner’s review of the Contractor’s schedule is not conducted for the purpose of either determining its accuracy, completeness, or approving the construction means, methods, techniques, sequences or procedures. The Owner’s review shall not relieve the Contractor of any obligations.

ARTICLE 9 ENUMERATION OF CONTRACT DOCUMENTS

§ 9.1 This Agreement is comprised of the following documents:

- .1 AIA Document A101®–2017, SCOSE Version Standard Form of Agreement Between Owner and Contractor
- .2 AIA Document A101®–2017, Exhibit A, Insurance and Bonds
- .3 AIA Document A201®–2017, SCOSE Version General Conditions of the Contract for Construction
- .4 Form SE-390, Notice to Proceed – Construction Contract
- .5 Drawings

Number	Title	Date
--------	-------	------

- .6 Specifications

Section	Title	Date	Pages
---------	-------	------	-------

- .7 Addenda, if any:

Number	Date	Pages
--------	------	-------

Portions of Addenda relating to bidding or proposal requirements are not part of the Contract Documents unless the bidding or proposal requirements are also enumerated in this Article 9.

.8 Other Exhibits:
(Check all boxes that apply and include appropriate information identifying the exhibit where required.)

AIA Document E204™–2017, Sustainable Projects Exhibit, dated as indicated below:
(Insert the date of the E204-2017 incorporated into this Agreement.)

The Sustainability Plan:

Title	Date	Pages
-------	------	-------

Supplementary and other Conditions of the Contract:

Document	Title	Date	Pages
----------	-------	------	-------

.9 Other documents, if any, listed below:
(List here any additional documents that are intended to form part of the Contract Documents. AIA Document A201®–2017 provides that the advertisement or invitation to bid, Instructions to Bidders, sample forms, the Contractor’s bid or proposal, portions of Addenda relating to bidding or proposal requirements, and other information furnished by the Owner in anticipation of receiving bids or proposals, are not part of the Contract Documents unless enumerated in this Agreement. Any such documents should be listed here only if intended to be part of the Contract Documents.)

- Form SE-310, Invitation for Construction Services**
- Instructions to Bidders (AIA Document A701-2018 OSE Version)**
- Form SE-330, Contractor’s Bid (Completed Bid Form)**
- Form SE-370, Notice of Intent to Award**
- Certificate of Procurement Authority issued by the State Fiscal Accountability Authority**

Init.

This Agreement entered into as of the day and year first written above.

OWNER (Signature)

CONTRACTOR (Signature)

(Printed name and title)

(Printed name and title)

Init.

South Carolina Division of Procurement Services, Office of State Engineer Version of AIA Document A101® – 2017 Exhibit A

Insurance and Bonds

This Insurance and Bonds Exhibit is part of the Agreement, between the Owner and the Contractor, dated the _____ day of _____ in the year _____
(In words, indicate day, month and year.)

for the following **PROJECT**:
(Name, State Project Number, and location or address)

HGTC - Grand Strand Landscaping and Irrigation
H59-N035-MJ
743 Hemlock Avenue, Myrtle Beach, South Carolina 29577

THE OWNER:
(Name, legal status and address)

Horry-Georgetown Technical College
2050 Highway 501 East
Conway, South Carolina 29526

The Owner is a Governmental Body of the State of South Carolina as defined by Title 11, Chapter 35 of the South Carolina Code of Laws, as amended.

THE CONTRACTOR:
(Name, legal status and address)

TABLE OF ARTICLES

- A.1 GENERAL
- A.2 OWNER'S INSURANCE
- A.3 CONTRACTOR'S INSURANCE AND BONDS
- A.4 SPECIAL TERMS AND CONDITIONS

ARTICLE A.1 GENERAL

The Owner and Contractor shall purchase and maintain insurance, and provide bonds, as set forth in this Exhibit. As used in this Exhibit, the term General Conditions refers to AIA Document A201®–2017, General Conditions of the Contract for Construction, SCOSE Version.

This version of AIA Document A101–2017 Exhibit A is modified by the South Carolina Division of Procurement, Office of State Engineer. Publication of this version of AIA Document A101 Exhibit A does not imply the American Institute of Architects' endorsement of any modification by the South Carolina Division of Procurement, Office of State Engineer.

This document has important legal consequences. Consultation with an attorney is encouraged with respect to its completion or modification.

ARTICLE A.2 OWNER'S INSURANCE

§ A.2.1 General

Prior to commencement of the Work, the Owner shall secure the insurance, and provide evidence of the coverage, required under this Article A.2 and, upon the Contractor's request, provide a copy of the policies required by Section A.2.3. The copy of the policy or policies provided shall contain all applicable conditions, definitions, exclusions, and endorsements.

§ A.2.2 Liability Insurance

The Owner shall be responsible for purchasing and maintaining the Owner's usual general liability insurance.

§ A.2.3 Reserved

§ A.2.3.1 Reserved

§ A.2.3.1.1 Reserved

§ A.2.3.1.2 Reserved

§ A.2.3.1.3 Reserved

§ A.2.3.1.4 Reserved

§ A.2.3.2 Reserved

§ A.2.3.3 Reserved

§ A.2.4 Optional Insurance.

The Owner shall purchase and maintain any insurance selected below.

§ A.2.4.1 Other Insurance

(List below any other insurance coverage to be provided by the Owner and any applicable limits.)

Coverage

Limits

ARTICLE A.3 CONTRACTOR'S INSURANCE AND BONDS

§ A.3.1 General

§ A.3.1.1 Certificates of Insurance. The Contractor shall provide certificates of insurance acceptable to the Owner evidencing compliance with the requirements in this Article A.3 at the following times: (1) prior to commencement of the Work; (2) upon renewal or replacement of each required policy of insurance; and (3) upon the Owner's written request. An additional certificate evidencing continuation of commercial liability coverage, including coverage for completed operations, shall be submitted with the final Application for Payment and thereafter upon renewal or replacement of such coverage until the expiration of the periods required by Section A.3.2.1 and Section A.3.3.1. The certificates will show the Owner as an additional insured on the Contractor's Commercial General Liability and excess or umbrella liability policy or policies. Information concerning reduction of coverage on account of revised limits or claims paid under the General Aggregate, or both, shall be furnished by the Contractor with reasonable promptness.

§ A.3.1.2 Deductibles and Self-Insured Retentions. The Contractor shall disclose to the Owner any deductible or self-insured retentions applicable to any insurance required to be provided by the Contractor.

§ A.3.1.3 Additional Insured Obligations. To the fullest extent permitted by law, the Contractor shall cause the commercial general liability coverage to include (1) the Owner, the Architect, and the Architect's consultants as additional insureds for claims caused in whole or in part by the Contractor's negligent acts or omissions during the

Init.

Contractor's operations; and (2) the Owner as an additional insured for claims caused in whole or in part by the Contractor's negligent acts or omissions for which loss occurs during completed operations. The additional insured coverage shall be primary and non-contributory to any of the Owner's general liability insurance policies and shall apply to both ongoing and completed operations, whether such operations be by the Contractor or by a Subcontractor or by anyone directly or indirectly employed by any of them, or by anyone for whose acts any of them may be liable. To the extent commercially available, the additional insured coverage shall be no less than that provided by Insurance Services Office, Inc. (ISO) forms CG 20 10 07 04, CG 20 37 07 04, and, with respect to the Architect and the Architect's consultants, CG 20 32 07 04.

§ A.3.1.4 A failure by the Owner to either (i) demand a certificate of insurance or written endorsement required by Section A.3, or (ii) reject a certificate or endorsement on the grounds that it fails to comply with Section A.3, shall not be considered a waiver of Contractor's obligations to obtain the required insurance.

§ A.3.2 Contractor's Required Insurance Coverage

§ A.3.2.1 The Contractor shall purchase and maintain the following types and limits of insurance from an insurance company or insurance companies lawfully authorized to issue insurance in the jurisdiction where the Project is located. The Contractor shall maintain the required insurance until the expiration of the period for correction of Work as set forth in Section 12.2.2 of the General Conditions, for such other period for maintenance of completed operations coverage as specified in the Contract Documents, or unless a different duration is stated below:

(If the Contractor is required to maintain insurance for a duration other than the expiration of the period for correction of Work, state the duration.)

§ A.3.2.2 Commercial General Liability

§ A.3.2.2.1 Commercial General Liability insurance for the Project written on an occurrence form with policy limits of not less than \$1,000,000 each occurrence, \$1,000,000 general aggregate, \$1,000,000 aggregate for products-completed operations hazard, \$1,000,000 personal and advertising injury, \$50,000 fire damage (any one fire), and \$5,000 medical expense (any one person) providing coverage for claims including

- .1 damages because of bodily injury, sickness or disease, including occupational sickness or disease, and death of any person;
- .2 personal injury and advertising injury;
- .3 damages because of physical damage to or destruction of tangible property, including the loss of use of such property;
- .4 bodily injury or property damage arising out of completed operations; and
- .5 the Contractor's indemnity obligations under Section 3.18 of the General Conditions.

§ A.3.2.2.2 The Contractor's Commercial General Liability policy under this Section A.3.2.2 shall not contain an exclusion or restriction of coverage for the following:

- .1 Claims by one insured against another insured, if the exclusion or restriction is based solely on the fact that the claimant is an insured, and there would otherwise be coverage for the claim.
- .2 Claims for property damage to the Contractor's Work arising out of the products-completed operations hazard where the damaged Work or the Work out of which the damage arises was performed by a Subcontractor.
- .3 Claims for bodily injury other than to employees of the insured.
- .4 Claims for indemnity under Section 3.18 of the General Conditions arising out of injury to employees of the insured.
- .5 Claims or loss excluded under a prior work endorsement or other similar exclusionary language.
- .6 Claims or loss due to physical damage under a prior injury endorsement or similar exclusionary language.
- .7 Claims related to residential, multi-family, or other habitational projects, if the Work is to be performed on such a project.
- .8 Claims related to roofing, if the Work involves roofing.
- .9 Claims related to exterior insulation finish systems (EIFS), synthetic stucco or similar exterior coatings or surfaces, if the Work involves such coatings or surfaces.
- .10 Claims related to earth subsidence or movement, where the Work involves such hazards.
- .11 Claims related to explosion, collapse and underground hazards, where the Work involves such hazards.

§ A.3.2.3 Automobile Liability covering vehicles owned, and non-owned vehicles used, by the Contractor, with policy limits of not less than \$1,000,000 per accident, for bodily injury, death of any person, and property damage arising out of the ownership, maintenance and use of those motor vehicles along with any other statutorily required automobile coverage.

§ A.3.2.4 The Contractor may achieve the required limits and coverage for Commercial General Liability, Employers Liability, and Automobile Liability through a combination of primary and excess or umbrella liability insurance, provided such primary and excess or umbrella insurance policies result in the same or greater coverage as the coverages required under Section A.3.2.2 and A.3.2.3, and in no event shall any excess or umbrella liability insurance provide narrower coverage than the primary policy. The excess policy shall not require the exhaustion of the underlying limits only through the actual payment by the underlying insurers. The umbrella policy limits shall not be less than \$3,000,000.

§ A.3.2.5 Workers' Compensation at statutory limits.

§ A.3.2.6 Employers' Liability with policy limits not less than \$100,000 each accident, \$100,000 each employee, and \$500,000 policy limit for claims, disability benefit and other similar employee benefit acts that are applicable to the Work to be performed.

§ A.3.2.7 Jones Act, and the Longshore & Harbor Workers' Compensation Act, as required, if the Work involves hazards arising from work on or near navigable waterways, including vessels and docks.

§ A.3.2.8 Insurance for maritime liability risks associated with the operation of a vessel, if the Work requires such activities, with policy limits of not less than (\$) per claim and (\$) in the aggregate.

§ A.3.2.9 Insurance for the use or operation of manned or unmanned aircraft, if the Work requires such activities, with policy limits of not less than (\$) per claim and (\$) in the aggregate.

§ A.3.3 Required Property Insurance

§ A.3.3.1 The Contractor shall purchase and maintain, from an insurance company or insurance companies lawfully authorized to issue insurance in the jurisdiction where the Project is located, property insurance written on a builder's risk "all-risks" completed value or equivalent policy form and sufficient to cover the total value of the entire Project on a replacement cost basis. The Contractor's property insurance coverage shall be no less than the amount of the initial Contract Sum, plus the value of subsequent Modifications and labor performed and materials or equipment supplied by others. The property insurance shall be maintained until Substantial Completion and thereafter as provided in Section A.3.3.1.3, unless otherwise provided in the Contract Documents or otherwise agreed in writing by the parties to this Agreement. This insurance shall include the interests of the Owner, Contractor, Subcontractors, and Sub-subcontractors in the Project as insureds.

§ A.3.3.1.1 **Causes of Loss.** The insurance required by this Section A.3.3.1 shall provide coverage for direct physical loss or damage and shall include the risks of fire (with extended coverage), explosion, theft, vandalism, malicious mischief, collapse, earthquake, flood, or windstorm. The insurance shall also provide coverage for ensuing loss or resulting damage from error, omission, or deficiency in construction methods, workmanship, or materials. *(Indicate below the cause of loss and any applicable sub-limit.)*

Causes of Loss

Sub-Limit

§ A.3.3.1.2 **Specific Required Coverages.** The insurance required by this Section A.3.3.1 shall provide coverage for loss or damage to falsework and other temporary structures, and to building systems from testing and startup. The insurance shall also cover debris removal, including demolition occasioned by enforcement of any applicable legal requirements, and reasonable compensation for the Architect's and Contractor's services and expenses required as a result of such insured loss, including claim preparation expenses. *(Indicate below the cause of loss and any applicable sub-limit.)*

§ A.3.3.1.3 Unless the parties agree otherwise, upon Substantial Completion, the Owner shall replace the insurance policy required under Section A.3.3.1 with property insurance written for the total value of the Project.

§ A.3.3.1.4 **Deductibles and Self-Insured Retentions.** If the insurance required by this Section A.3.3 is subject to deductibles or self-insured retentions, the Contractor shall be responsible for all loss not covered because of such deductibles or retentions.

§ A.3.3.2 **Occupancy or Use Prior to Substantial Completion.** The Owner's occupancy or use of any completed or partially completed portion of the Work prior to Substantial Completion shall not commence until the insurance company or companies providing the insurance under Section A.3.3.1 have consented in writing to the continuance of coverage. The Owner and the Contractor shall take no action with respect to partial occupancy or use that would cause cancellation, lapse, or reduction of insurance, unless they agree otherwise in writing.

§ A.3.3.3 If the Owner requests in writing that insurance for risks other than those described herein or other special causes of loss be included in the property insurance policy, the Contractor shall, if possible, include such insurance, and the cost thereof shall be charged to the Owner by appropriate Change Order.

§ A.3.3.4 Before an exposure to loss may occur, the Contractor shall file with the Owner a copy of each policy that includes insurance coverages required by this Section A.3.3. Each policy shall contain all generally applicable conditions, definitions, exclusions and endorsements related to this Project.

§ A.3.4 Contractor's Other Insurance Coverage

§ A.3.4.1 Insurance selected and described in this Section A.3.4 shall be purchased from an insurance company or insurance companies lawfully authorized to issue insurance in the jurisdiction where the Project is located. The Contractor shall maintain the required insurance until the expiration of the period for correction of Work as set forth in Section 12.2.2 of the General Conditions, unless a different duration is stated below:

(If the Contractor is required to maintain any of the types of insurance selected below for a duration other than the expiration of the period for correction of Work, state the duration.)

§ A.3.4.2 The Contractor shall purchase and maintain the following types and limits of insurance in accordance with Section A.3.4.1.

(Select the types of insurance the Contractor is required to purchase and maintain by placing an X in the box(es) next to the description(s) of selected insurance. Where policy limits are provided, include the policy limit in the appropriate fill point.)

- § A.3.4.2.1 Reserved
- § A.3.4.2.2 Insurance for physical damage to property while it is in storage and in transit to the construction site on an "all-risks" completed value form.
- § A.3.4.2.3 Property insurance on an "all-risks" completed value form, covering property owned by the Contractor and used on the Project, including scaffolding and other equipment.
- § A.3.4.2.4 **Boiler and Machinery Insurance**
The Contractor shall purchase and maintain boiler and machinery insurance as required, which shall specifically cover such insured objects during installation and until final acceptance by the Owner; this

insurance shall include interests of the Owner, Contractor, Subcontractors and Sub-subcontractors in the Work, and the Owner and Contractor shall be named insureds.

§ A.3.5 Performance Bond and Payment Bond

The Contractor shall provide surety bonds, from a company or companies lawfully authorized to issue surety bonds in the jurisdiction where the Project is located, as follows:

(Specify type and penal sum of bonds.)

Type	Penal Sum (\$0.00)
Payment Bond	
Performance Bond	

§ A.3.5.1 Before commencing any services hereunder, the Contractor shall provide the Owner with Performance and Payment Bonds, each in an amount not less than the Contract Price set forth in Article 4 of the Agreement. The Surety shall have, at a minimum, a "Best Rating" of "A" as stated in the most current publication of "Best's Key Rating Guide, Property-Casualty". In addition, the Surety shall have a minimum "Best Financial Strength Category" of "Class V", and in no case less than five (5) times the contract amount. The Performance Bond shall be written on Form SE-355, "Performance Bond" and the Payment Bond shall be written on Form SE-357, "Labor and Material Payment Bond", and both shall be made payable to the Owner.

§ A.3.5.2 The Performance and Labor and Material Payment Bonds shall:

- .1 be issued by a surety company licensed to do business in South Carolina;
- .2 be accompanied by a current power of attorney and certified by the attorney-in-fact who executes the bond on the behalf of the surety company; and
- .3 remain in effect for a period not less than one (1) year following the date of Substantial Completion or the time required to resolve any items of incomplete Work and the payment of any disputed amounts, whichever time period is longer.

§ A.3.5.3 Any bonds required by this Contract shall meet the requirements of the South Carolina Code of Laws and Regulations, as amended.

ARTICLE A.4 SPECIAL TERMS AND CONDITIONS

Special terms and conditions that modify this Insurance and Bonds Exhibit, if any, are as follows:

**South Carolina Division of Procurement
Services, Office of State Engineer Version of
 AIA® Document A201® – 2017**

General Conditions of the Contract for Construction

This version of AIA Document A201®–2017 is modified by the South Carolina Division of Procurement Services, Office of State Engineer (“SCOSE”). Publication of this version of AIA Document A201–2017 does not imply the American Institute of Architects’ endorsement of any modification by SCOSE. A comparative version of AIA Document A201–2017 showing additions and deletions by SCOSE is available for review on the SCOSE Web site.

Cite this document as “AIA Document A201®–2017, General Conditions of the Contract for Construction—SCOSE Version,” or “AIA Document A201®–2017 — SCOSE Version.”

South Carolina Division of Procurement Services, Office of State Engineer Version of AIA® Document A201® – 2017

General Conditions of the Contract for Construction

for the following PROJECT:

(Name, State Project Number, and location or address)

HGTC - Grand Strand Landscaping and Irrigation
H59-N035-MJ
743 Hemlock Avenue, Myrtle Beach, South Carolina 29577

THE OWNER:

(Name, legal status, and address)

Horry-Georgetown Technical College
2050 Highway 501 East
Conway, South Carolina 29526

The Owner is a Governmental Body of the State of South Carolina as defined in S.C. Code Ann. § 11-35-310.

THE ARCHITECT:

(Name, legal status, and address)

Becker Morgan Group, Inc.
3333 Jaeckle Drive, Suite 120
Wilmington, North Carolina 28403

This version of AIA Document A201–2017 is modified by the South Carolina Division of Procurement, Office of State Engineer. Publication of this version of AIA Document A201 does not imply the American Institute of Architects' endorsement of any modification by South Carolina Division of Procurement, Office of State Engineer. A comparative version of AIA Document A201–2017 showing additions and deletions by the South Carolina Division of Procurement, Office of State Engineer is available for review on the State of South Carolina Web site.

This document has important legal consequences. Consultation with an attorney is encouraged with respect to its completion or modification.

TABLE OF ARTICLES

- 1 GENERAL PROVISIONS
- 2 OWNER
- 3 CONTRACTOR
- 4 ARCHITECT
- 5 SUBCONTRACTORS
- 6 CONSTRUCTION BY OWNER OR BY SEPARATE CONTRACTORS
- 7 CHANGES IN THE WORK
- 8 TIME
- 9 PAYMENTS AND COMPLETION

Init.

- 10 PROTECTION OF PERSONS AND PROPERTY
- 11 INSURANCE AND BONDS
- 12 UNCOVERING AND CORRECTION OF WORK
- 13 MISCELLANEOUS PROVISIONS
- 14 TERMINATION OR SUSPENSION OF THE CONTRACT
- 15 CLAIMS AND DISPUTES
- 16 PROJECT SPECIFIC REQUIREMENTS AND INFORMATION

INDEX

(Topics and numbers in bold are Section headings.)

Acceptance of Nonconforming Work

9.6.6, 9.9.3, **12.3**

Acceptance of Work

9.6.6, 9.8.2, 9.9.3, 9.10.1, 9.10.3, **12.3**

Access to Work

3.16, 6.2.1, 12.1

Accident Prevention

10

Acts and Omissions

3.2, 3.3.2, 3.12.8, 3.18, 4.2.3, 8.3.1, 9.5.1, 10.2.5, 10.2.8, 13.3.2, 14.1, 15.1.2, 15.2

Addenda

1.1.1

Additional Costs, Claims for

3.7.4, 3.7.5, 10.3.2, 15.1.5

Additional Inspections and Testing

9.4.2, 9.8.3, 12.2.1, **13.4**

Additional Time, Claims for

3.2.4, 3.7.4, 3.7.5, 3.10.2, 8.3.2, **15.1.6**

Administration of the Contract

3.1.3, **4.2**, 9.4, 9.5

Advertisement or Invitation to Bid

1.1.1

Aesthetic Effect

4.2.13

Allowances

3.8

Applications for Payment

4.2.5, 7.3.9, 9.2, **9.3**, 9.4, 9.5.1, 9.5.4, 9.6.3, 9.7, 9.10

Approvals

2.1.1, 2.3.1, 2.5, 3.1.3, 3.10.2, 3.12.8, 3.12.9,

3.12.10.1, 4.2.7, 9.3.2, 13.4.1

Arbitration

8.3.1, 15.3.2, **15.4**

ARCHITECT

4

Architect, Definition of

4.1.1

Architect, Extent of Authority

2.5, 3.12.7, 4.1.2, 4.2, 5.2, 6.3, 7.1.2, 7.3.4, 7.4, 9.2, 9.3.1, 9.4, 9.5, 9.6.3, 9.8, 9.10.1, 9.10.3, 12.1, 12.2.1, 13.4.1, 13.4.2, 14.2.2, 14.2.4, 15.1.4, 15.2.1

Architect, Limitations of Authority and Responsibility

2.1.1, 3.12.4, 3.12.8, 3.12.10, 4.1.2, 4.2.1, 4.2.2, 4.2.3, 4.2.6, 4.2.7, 4.2.10, 4.2.12, 4.2.13, 5.2.1, 7.4, 9.4.2, 9.5.4, 9.6.4, 15.1.4, 15.2

Architect's Additional Services and Expenses

2.5, 12.2.1, 13.4.2, 13.4.3, 14.2.4

Architect's Administration of the Contract

3.1.3, 3.7.4, 15.2, 9.4.1, 9.5

Architect's Approvals

2.5, 3.1.3, 3.5, 3.10.2, 4.2.7

Architect's Authority to Reject Work

3.5, 4.2.6, 12.1.2, 12.2.1

Architect's Copyright

1.1.7, 1.5

Architect's Decisions

3.7.4, 4.2.6, 4.2.7, 4.2.11, 4.2.12, 4.2.13, 4.2.14, 6.3, 7.3.4, 7.3.9, 8.1.3, 8.3.1, 9.2, 9.4.1, 9.5, 9.8.4, 9.9.1, 13.4.2, 15.2

Architect's Inspections

3.7.4, 4.2.2, 4.2.9, 9.4.2, 9.8.3, 9.9.2, 9.10.1, 13.4

Architect's Instructions

3.2.4, 3.3.1, 4.2.6, 4.2.7, 13.4.2

Architect's Interpretations

4.2.11, 4.2.12

Architect's Project Representative

4.2.10

Architect's Relationship with Contractor

1.1.2, 1.5, 2.3.3, 3.1.3, 3.2.2, 3.2.3, 3.2.4, 3.3.1, 3.4.2, 3.5, 3.7.4, 3.7.5, 3.9.2, 3.9.3, 3.10, 3.11, 3.12, 3.16, 3.18, 4.1.2, 4.2, 5.2, 6.2.2, 7, 8.3.1, 9.2, 9.3, 9.4, 9.5, 9.7, 9.8, 9.9, 10.2.6, 10.3, 11.3, 12, 13.3.2, 13.4, 15.2

Architect's Relationship with Subcontractors

1.1.2, 4.2.3, 4.2.4, 4.2.6, 9.6.3, 9.6.4, 11.3

Architect's Representations

9.4.2, 9.5.1, 9.10.1

Architect's Site Visits

3.7.4, 4.2.2, 4.2.9, 9.4.2, 9.5.1, 9.9.2, 9.10.1, 13.4

Asbestos

10.3.1

Attorneys' Fees

3.18.1, 9.6.8, 9.10.2, 10.3.3

Award of Separate Contracts

6.1.1, 6.1.2

Award of Subcontracts and Other Contracts for Portions of the Work

5.2

Basic Definitions

1.1

Bidding Requirements

1.1.1

Binding Dispute Resolution

8.3.1, 9.7, 11.5, 13.1, 15.1.2, 15.1.3, 15.2.1, 15.2.5, 15.2.6.1, 15.3.1, 15.3.2, 15.3.3, 15.4.1

Bonds, Lien

7.3.4.4, 9.6.8, 9.10.2, 9.10.3

Bonds, Performance, and Payment

7.3.4.4, 9.6.7, 9.10.3, **11.1.2**, 11.1.3, **11.5**

Building Information Models Use and Reliance

1.8

Building Permit

3.7.1

Capitalization

1.3

Certificate of Substantial Completion

9.8.3, 9.8.4, 9.8.5

Certificates for Payment

4.2.1, 4.2.5, 4.2.9, 9.3.3, **9.4**, 9.5, 9.6.1, 9.6.6, 9.7, 9.10.1, 9.10.3, 14.1.1.3, 14.2.4, 15.1.4

Certificates of Inspection, Testing or Approval

13.4.4

Certificates of Insurance
9.10.2

Change Orders
1.1.1, 3.4.2, 3.7.4, 3.8.2.3, 3.11, 3.12.8, 4.2.8, 5.2.3, 7.1.2, 7.1.3, **7.2**, 7.3.2, 7.3.7, 7.3.9, 7.3.10, 8.3.1, 9.3.1.1, 9.10.3, 10.3.2, 11.2, 11.5, 12.1.2

Change Orders, Definition of
7.2.1

CHANGES IN THE WORK
2.2.2, 3.11, 4.2.8, 7, 7.2.1, 7.3.1, 7.4, 8.3.1, 9.3.1.1, 11.5

Claims, Definition of
15.1.1

Claims, Notice of
1.6.2, 15.1.3

CLAIMS AND DISPUTES
3.2.4, 6.1.1, 6.3, 7.3.9, 9.3.3, 9.10.4, 10.3.3, **15**, 15.4

Claims and Timely Assertion of Claims
15.4.1

Claims for Additional Cost
3.2.4, 3.3.1, 3.7.4, 7.3.9, 9.5.2, 10.2.5, 10.3.2, **15.1.5**

Claims for Additional Time
3.2.4, 3.3.1, 3.7.4, 6.1.1, 8.3.2, 9.5.2, 10.3.2, **15.1.6**

Concealed or Unknown Conditions, Claims for
3.7.4

Claims for Damages
3.2.4, 3.18, 8.3.3, 9.5.1, 9.6.7, 10.2.5, 10.3.3, 11.3, 11.3.2, 14.2.4, 15.1.7

Claims Subject to Arbitration
15.4.1

Cleaning Up
3.15, 6.3

Commencement of the Work, Conditions Relating to
2.2.1, 3.2.2, 3.4.1, 3.7.1, 3.10.1, 3.12.6, 5.2.1, 5.2.3, 6.2.2, 8.1.2, 8.2.2, 8.3.1, 11.1, 11.2, **15.1.5**

Commencement of the Work, Definition of
8.1.2

Communications
3.9.1, **4.2.4**

Completion, Conditions Relating to
3.4.1, 3.11, 3.15, 4.2.2, 4.2.9, 8.2, 9.4.2, 9.8, 9.9.1, 9.10, 12.2, 14.1.2, 15.1.2

COMPLETION, PAYMENTS AND
9

Completion, Substantial
3.10.1, 4.2.9, 8.1.1, 8.1.3, 8.2.3, 9.4.2, 9.8, 9.9.1, 9.10.3, 12.2, 15.1.2

Compliance with Laws
2.3.2, 3.2.3, 3.6, 3.7, 3.12.10, 3.13, 9.6.4, 10.2.2, 13.1, 13.3, 13.4.1, 13.4.2, 13.5, 14.1.1, 14.2.1.3, 15.2.8, 15.4.2, 15.4.3

Concealed or Unknown Conditions
3.7.4, 4.2.8, 8.3.1, 10.3

Conditions of the Contract
1.1.1, 6.1.1, 6.1.4

Consent, Written
3.4.2, 3.14.2, 4.1.2, 9.8.5, 9.9.1, 9.10.2, 9.10.3, 13.2, 15.4.4.2

Consolidation or Joinder
15.4.4

CONSTRUCTION BY OWNER OR BY SEPARATE CONTRACTORS
1.1.4, 6

Construction Change Directive, Definition of
7.3.1

Construction Change Directives
1.1.1, 3.4.2, 3.11, 3.12.8, 4.2.8, 7.1.1, 7.1.2, 7.1.3, **7.3**, 9.3.1.1

Construction Schedules, Contractor's
3.10, 3.11, 3.12.1, 3.12.2, 6.1.3, 15.1.6.2

Contingent Assignment of Subcontracts
5.4, 14.2.2.2

Continuing Contract Performance
15.1.4

Contract, Definition of
1.1.2

CONTRACT, TERMINATION OR SUSPENSION OF THE
5.4.1.1, 5.4.2, 11.5, **14**

Contract Administration
3.1.3, 4, 9.4, 9.5

Contract Award and Execution, Conditions Relating to
3.7.1, 3.10, 5.2, 6.1

Contract Documents, Copies Furnished and Use of
1.5.2, 2.3.6, 5.3

Contract Documents, Definition of
1.1.1

Contract Sum
2.2.2, 2.2.4, 3.7.4, 3.7.5, 3.8, 3.10.2, 5.2.3, 7.3, 7.4, **9.1**, 9.2, 9.4.2, 9.5.1.4, 9.6.7, 9.7, 10.3.2, 11.5, 12.1.2, 12.3, 14.2.4, 14.3.2, 15.1.4.2, **15.1.5**, **15.2.5**

Contract Sum, Definition of
9.1

Contract Time
1.1.4, 2.2.1, 2.2.2, 3.7.4, 3.7.5, 3.10.2, 5.2.3, 6.1.5, 7.2.1.3, 7.3.1, 7.3.5, 7.3.6, 7, 7, 7.3.10, 7.4, 8.1.1, 8.2.1, 8.2.3, 8.3.1, 9.5.1, 9.7, 10.3.2, 12.1.1, 12.1.2, 14.3.2, 15.1.4.2, 15.1.6.1, 15.2.5

Contract Time, Definition of
8.1.1

CONTRACTOR
3

Contractor, Definition of
3.1, **6.1.2**

Contractor's Construction and Submittal Schedules
3.10, 3.12.1, 3.12.2, 4.2.3, 6.1.3, 15.1.6.2

Contractor's Employees
2.2.4, 3.3.2, 3.4.3, 3.8.1, 3.9, 3.18.2, 4.2.3, 4.2.6, 10.2, 10.3, 11.3, 14.1, 14.2.1.1

Contractor's Liability Insurance
11.1

Contractor's Relationship with Separate Contractors and Owner's Forces
3.12.5, 3.14.2, 4.2.4, 6, 11.3, 12.2.4

Contractor's Relationship with Subcontractors
1.2.2, 2.2.4, 3.3.2, 3.18.1, 3.18.2, 4.2.4, 5, 9.6.2, 9.6.7, 9.10.2, 11.2, 11.3, 11.4

Contractor's Relationship with the Architect
1.1.2, 1.5, 2.3.3, 3.1.3, 3.2.2, 3.2.3, 3.2.4, 3.3.1, 3.4.2, 3.5.1, 3.7.4, 3.10, 3.11, 3.12, 3.16, 3.18, 4.2, 5.2, 6.2.2, 7, 8.3.1, 9.2, 9.3, 9.4, 9.5, 9.7, 9.8, 9.9, 10.2.6, 10.3, 11.3, 12, 13.4, 15.1.3, 15.2.1

Contractor's Representations
3.2.1, 3.2.2, 3.5, 3.12.6, 6.2.2, 8.2.1, 9.3.3, 9.8.2

Contractor's Responsibility for Those Performing the Work
3.3.2, 3.18, 5.3, 6.1.3, 6.2, 9.5.1, 10.2.8

Contractor's Review of Contract Documents
3.2

Contractor's Right to Stop the Work
2.2.2, 9.7

Contractor's Right to Terminate the Contract
14.1

Contractor's Submittals
3.10, 3.11, 3.12, 4.2.7, 5.2.1, 5.2.3, 9.2, 9.3, 9.8.2, 9.8.3, 9.9.1, 9.10.2, 9.10.3

Contractor's Superintendent
3.9, 10.2.6

Contractor's Supervision and Construction Procedures
1.2.2, 3.3, 3.4, 3.12.10, 4.2.2, 4.2.7, 6.1.3, 6.2.4, 7.1.3, 7.3.4, 7.3.6, 8.2, 10, 12, 14, 15.1.4

Coordination and Correlation
1.2, 3.2.1, 3.3.1, 3.10, 3.12.6, 6.1.3, 6.2.1

Copies Furnished of Drawings and Specifications
1.5, 2.3.6, 3.11

Copyrights
1.5, **3.17**

Correction of Work
2.5, 3.7.3, 9.4.2, 9.8.2, 9.8.3, 9.9.1, 12.1.2, **12.2**, 12.3, 15.1.3.1, 15.1.3.2, 15.2.1

Correlation and Intent of the Contract Documents
1.2

Cost, Definition of
7.3.4

Costs
2.5, 3.2.4, 3.7.3, 3.8.2, 3.15.2, 5.4.2, 6.1.1, 6.2.3, 7.3.3.3, 7.3.4, 7.3.8, 7.3.9, 9.10.2, 10.3.2, 10.3.6, 11.2, 12.1.2, 12.2.1, 12.2.4, 13.4, 14

Cutting and Patching
3.14, 6.2.5

Damage to Construction of Owner or Separate Contractors
3.14.2, 6.2.4, 10.2.1.2, 10.2.5, 10.4, 12.2.4

Damage to the Work
3.14.2, 9.9.1, 10.2.1.2, 10.2.5, 10.4, 12.2.4

Damages, Claims for
3.2.4, 3.18, 6.1.1, 8.3.3, 9.5.1, 9.6.7, 10.3.3, 11.3.2, 11.3, 14.2.4, 15.1.7

Damages for Delay
6.2.3, 8.3.3, 9.5.1.6, 9.7, 10.3.2, 14.3.2

Date of Commencement of the Work, Definition of
8.1.2

Date of Substantial Completion, Definition of
8.1.3

Day, Definition of
8.1.4

Decisions of the Architect
3.7.4, 4.2.6, 4.2.7, 4.2.11, 4.2.12, 4.2.13, 6.3, 7.3.4, 7.3.9, 8.1.3, 8.3.1, 9.2, 9.4, 9.5.1, 9.8.4, 9.9.1, 13.4.2, 14.2.2, 14.2.4, 15.1, 15.2

Decisions to Withhold Certification

9.4.1, **9.5**, 9.7, 14.1.1.3

Defective or Nonconforming Work, Acceptance, Rejection and Correction of

2.5, 3.5, 4.2.6, 6.2.3, 9.5.1, 9.5.3, 9.6.6, 9.8.2, 9.9.3, 9.10.4, 12.2.1

Definitions

1.1, 2.1.1, 3.1.1, 3.5, 3.12.1, 3.12.2, 3.12.3, 4.1.1, 5.1, 6.1.2, 7.2.1, 7.3.1, 8.1, 9.1, 9.8.1, 15.1.1

Delays and Extensions of Time

3.2, 3.7.4, 5.2.3, 7.2.1, 7.3.1, 7.4, 8.3, 9.5.1, 9.7, 10.3.2, 10.4, 14.3.2, 15.1.6, 15.2.5

Digital Data Use and Transmission

1.7

Disputes

6.3, 7.3.9, 15.1, 15.2

Documents and Samples at the Site

3.11

Drawings, Definition of

1.1.5

Drawings and Specifications, Use and Ownership of
3.11

Effective Date of Insurance

8.2.2

Emergencies

10.4, 14.1.1.2, 15.1.5

Employees, Contractor's

3.3.2, 3.4.3, 3.8.1, 3.9, 3.18.2, 4.2.3, 4.2.6, 10.2, 10.3.3, 11.3, 14.1, 14.2.1.1

Equipment, Labor, or Materials

1.1.3, 1.1.6, 3.4, 3.5, 3.8.2, 3.8.3, 3.12, 3.13, 3.15.1, 4.2.6, 4.2.7, 5.2.1, 6.2.1, 7.3.4, 9.3.2, 9.3.3, 9.5.1.3, 9.10.2, 10.2.1, 10.2.4, 14.2.1.1, 14.2.1.2

Execution and Progress of the Work

1.1.3, 1.2.1, 1.2.2, 2.3.4, 2.3.6, 3.1, 3.3.1, 3.4.1, 3.7.1, 3.10.1, 3.12, 3.14, 4.2, 6.2.2, 7.1.3, 7.3.6, 8.2, 9.5.1, 9.9.1, 10.2, 10.3, 12.1, 12.2, 14.2, 14.3.1, 15.1.4

Extensions of Time

3.2.4, 3.7.4, 5.2.3, 7.2.1, 7.3, 7.4, 9.5.1, 9.7, 10.3.2, 10.4, 14.3, 15.1.6, **15.2.5**

Failure of Payment

9.5.1.3, **9.7**, 9.10.2, 13.5, 14.1.1.3, 14.2.1.2

Faulty Work

(See Defective or Nonconforming Work)

Final Completion and Final Payment

4.2.1, 4.2.9, 9.8.2, **9.10**, 12.3, 14.2.4, 14.4.3

Financial Arrangements, Owner's

2.2.1, 13.2.2, 14.1.1.4

Init.

GENERAL PROVISIONS

1

Governing Law

13.1

Guarantees (See Warranty)

Hazardous Materials and Substances

10.2.4, 10.3

Identification of Subcontractors and Suppliers

5.2.1

Indemnification

3.17, 3.18, 9.6.8, 9.10.2, 10.3.3, 11.3

Information and Services Required of the Owner

2.1.2, 2.2, 2.3, 3.2.2, 3.12.10.1, 6.1.3, 6.1.4, 6.2.5,

9.6.1, 9.9.2, 9.10.3, 10.3.3, 11.2, 13.4.1, 13.4.2,

14.1.1.4, 14.1.4, 15.1.4

Initial Decision

15.2

Initial Decision Maker, Definition of

1.1.8

Initial Decision Maker, Decisions

14.2.4, 15.1.4.2, 15.2.1, 15.2.2, 15.2.3, 15.2.4, 15.2.5

Initial Decision Maker, Extent of Authority

14.2.4, 15.1.4.2, 15.2.1, 15.2.2, 15.2.3, 15.2.4, 15.2.5

Injury or Damage to Person or Property

10.2.8, 10.4

Inspections

3.1.3, 3.3.3, 3.7.1, 4.2.2, 4.2.6, 4.2.9, 9.4.2, 9.8.3,

9.9.2, 9.10.1, 12.2.1, 13.4

Instructions to Bidders

1.1.1

Instructions to the Contractor

3.2.4, 3.3.1, 3.8.1, 5.2.1, 7, 8.2.2, 12, 13.4.2

Instruments of Service, Definition of

1.1.7

Insurance

6.1.1, 7.3.4, 8.2.2, 9.3.2, 9.8.4, 9.9.1, 9.10.2, 10.2.5, 11

Insurance, Notice of Cancellation or Expiration

11.1.4, 11.2.3

Insurance, Contractor's Liability

11.1

Insurance, Effective Date of

8.2.2, 14.4.2

Insurance, Owner's Liability

11.2

Insurance, Property

10.2.5, 11.2, 11.4, 11.5

Insurance, Stored Materials

9.3.2

INSURANCE AND BONDS

11

Insurance Companies, Consent to Partial Occupancy

9.9.1

Insured loss, Adjustment and Settlement of

11.5

Intent of the Contract Documents

1.2.1, 4.2.7, 4.2.12, 4.2.13

Interest

13.5

Interpretation

1.1.8, 1.2.3, 1.4, 4.1.1, 5.1, 6.1.2, 15.1.1

Interpretations, Written

4.2.11, 4.2.12

Judgment on Final Award

15.4.2

Labor and Materials, Equipment

1.1.3, 1.1.6, 3.4, 3.5, 3.8.2, 3.8.3, 3.12, 3.13, 3.15.1,

5.2.1, 6.2.1, 7.3.4, 9.3.2, 9.3.3, 9.5.1.3, 9.10.2, 10.2.1,

10.2.4, 14.2.1.1, 14.2.1.2

Labor Disputes

8.3.1

Laws and Regulations

1.5, 2.3.2, 3.2.3, 3.2.4, 3.6, 3.7, 3.12.10, 3.13, 9.6.4,

9.9.1, 10.2.2, 13.1, 13.3.1, 13.4.2, 13.5, 14, 15.2.8,

15.4

Liens

2.1.2, 9.3.1, 9.3.3, 9.6.8, 9.10.2, 9.10.4, 15.2.8

Limitations, Statutes of

12.2.5, 15.1.2, 15.4.1.1

Limitations of Liability

3.2.2, 3.5, 3.12.10, 3.12.10.1, 3.17, 3.18.1, 4.2.6,

4.2.7, 6.2.2, 9.4.2, 9.6.4, 9.6.7, 9.6.8, 10.2.5, 10.3.3,

11.3, 12.2.5, 13.3.1

Limitations of Time

2.1.2, 2.2, 2.5, 3.2.2, 3.10, 3.11, 3.12.5, 3.15.1, 4.2.7,

5.2, 5.3, 5.4.1, 6.2.4, 7.3, 7.4, 8.2, 9.2, 9.3.1, 9.3.3,

9.4.1, 9.5, 9.6, 9.7, 9.8, 9.9, 9.10, 12.2, 13.4, 14, 15,

15.1.2, 15.1.3, 15.1.5

Materials, Hazardous

10.2.4, 10.3

Materials, Labor, Equipment and

1.1.3, 1.1.6, 3.4.1, 3.5, 3.8.2, 3.8.3, 3.12, 3.13, 3.15.1,

5.2.1, 6.2.1, 7.3.4, 9.3.2, 9.3.3, 9.5.1.3, 9.10.2,

10.2.1.2, 10.2.4, 14.2.1.1, 14.2.1.2

Means, Methods, Techniques, Sequences and

Procedures of Construction

3.3.1, 3.12.10, 4.2.2, 4.2.7, 9.4.2

Mechanic's Lien

2.1.2, 9.3.1, 9.3.3, 9.6.8, 9.10.2, 9.10.4, 15.2.8

Mediation

8.3.1, 15.1.3.2, 15.2.1, 15.2.5, 15.2.6, 15.3, 15.4.1,

15.4.1.1

Minor Changes in the Work

1.1.1, 3.4.2, 3.12.8, 4.2.8, 7.1, 7.4

MISCELLANEOUS PROVISIONS

13

Modifications, Definition of

1.1.1

Modifications to the Contract

1.1.1, 1.1.2, 2.5, 3.11, 4.1.2, 4.2.1, 5.2.3, 7, 8.3.1, 9.7,

10.3.2

Mutual Responsibility

6.2

Nonconforming Work, Acceptance of

9.6.6, 9.9.3, 12.3

Init.

Nonconforming Work, Rejection and Correction of
2.4, 2.5, 3.5, 4.2.6, 6.2.4, 9.5.1, 9.8.2, 9.9.3, 9.10.4,
12.2
Notice
1.6, 1.6.1, 1.6.2, 2.1.2, 2.2.2., 2.2.3, 2.2.4, 2.5, 3.2.4,
3.3.1, 3.7.4, 3.7.5, 3.9.2, 3.12.9, 3.12.10, 5.2.1, 7.4,
8.2.2 9.6.8, 9.7, 9.10.1, 10.2.8, 10.3.2, 11.5, 12.2.2.1,
13.4.1, 13.4.2, 14.1, 14.2.2, 14.4.2, 15.1.3, 15.1.5,
15.1.6, 15.4.1
Notice of Cancellation or Expiration of Insurance
11.1.4, 11.2.3
Notice of Claims
1.6.2, 2.1.2, 3.7.4, 9.6.8, 10.2.8, 15.1.3, 15.1.5, 15.1.6,
15.2.8, 15.3.2, 15.4.1
Notice of Testing and Inspections
13.4.1, 13.4.2
Observations, Contractor's
3.2, 3.7.4
Occupancy
2.3.1, 9.6.6, 9.8
Orders, Written
1.1.1, 2.4, 3.9.2, 7, 8.2.2, 11.5, 12.1, 12.2.2.1, 13.4.2,
14.3.1
OWNER
2
Owner, Definition of
2.1.1
Owner, Evidence of Financial Arrangements
2.2, 13.2.2, 14.1.1.4
Owner, Information and Services Required of the
2.1.2, 2.2, 2.3, 3.2.2, 3.12.10, 6.1.3, 6.1.4, 6.2.5, 9.3.2,
9.6.1, 9.6.4, 9.9.2, 9.10.3, 10.3.3, 11.2, 13.4.1, 13.4.2,
14.1.1.4, 14.1.4, 15.1.4
Owner's Authority
1.5, 2.1.1, 2.3.32.4, 2.5, 3.4.2, 3.8.1, 3.12.10, 3.14.2,
4.1.2, 4.2.4, 4.2.9, 5.2.1, 5.2.4, 5.4.1, 6.1, 6.3, 7.2.1,
7.3.1, 8.2.2, 8.3.1, 9.3.2, 9.5.1, 9.6.4, 9.9.1, 9.10.2,
10.3.2, 11.4, 11.5, 12.2.2, 12.3, 13.2.2, 14.3, 14.4,
15.2.7
Owner's Insurance
11.2
Owner's Relationship with Subcontractors
1.1.2, 5.2, 5.3, 5.4, 9.6.4, 9.10.2, 14.2.2
Owner's Right to Carry Out the Work
2.5, 14.2.2
Owner's Right to Clean Up
6.3
**Owner's Right to Perform Construction and to
Award Separate Contracts**
6.1
Owner's Right to Stop the Work
2.4
Owner's Right to Suspend the Work
14.3
Owner's Right to Terminate the Contract
14.2, 14.4

**Ownership and Use of Drawings, Specifications
and Other Instruments of Service**
1.1.1, 1.1.6, 1.1.7, 1.5, 2.3.6, 3.2.2, 3.11, 3.17, 4.2.12,
5.3
Partial Occupancy or Use
9.6.6, 9.9
Patching, Cutting and
3.14, 6.2.5
Patents
3.17
Payment, Applications for
4.2.5, 7.3.9, 9.2, 9.3, 9.4, 9.5, 9.6.3, 9.7, 9.8.5, 9.10.1,
14.2.3, 14.2.4, 14.4.3
Payment, Certificates for
4.2.5, 4.2.9, 9.3.3, 9.4, 9.5, 9.6.1, 9.6.6, 9.7, 9.10.1,
9.10.3, 14.1.1.3, 14.2.4
Payment, Failure of
9.5.1.3, 9.7, 9.10.2, 13.5, 14.1.1.3, 14.2.1.2
Payment, Final
4.2.1, 4.2.9, 9.10, 12.3, 14.2.4, 14.4.3
Payment Bond, Performance Bond and
7.3.4.4, 9.6.7, 9.10.3, 11.1.2
Payments, Progress
9.3, 9.6, 9.8.5, 9.10.3, 14.2.3, 15.1.4
PAYMENTS AND COMPLETION
9
Payments to Subcontractors
5.4.2, 9.5.1.3, 9.6.2, 9.6.3, 9.6.4, 9.6.7, 14.2.1.2
PCB
10.3.1
Performance Bond and Payment Bond
7.3.4.4, 9.6.7, 9.10.3, 11.1.2
Permits, Fees, Notices and Compliance with Laws
2.3.1, 3.7, 3.13, 7.3.4.4, 10.2.2
PERSONS AND PROPERTY, PROTECTION OF
10
Polychlorinated Biphenyl
10.3.1
Product Data, Definition of
3.12.2
Product Data and Samples, Shop Drawings
3.11, 3.12, 4.2.7
Progress and Completion
4.2.2, 8.2, 9.8, 9.9.1, 14.1.4, 15.1.4
Progress Payments
9.3, 9.6, 9.8.5, 9.10.3, 14.2.3, 15.1.4
Project, Definition of
1.1.4
Project Representatives
4.2.10
Property Insurance
10.2.5, 11.2
Proposal Requirements
1.1.1
PROTECTION OF PERSONS AND PROPERTY
10

Regulations and Laws
 1.5, 2.3.2, 3.2.3, 3.6, 3.7, 3.12.10, 3.13, 9.6.4, 9.9.1,
 10.2.2, 13.1, 13.3, 13.4.1, 13.4.2, 13.5, 14, 15.2.8, 15.4
 Rejection of Work
 4.2.6, 12.2.1
 Releases and Waivers of Liens
 9.3.1, 9.10.2
 Representations
 3.2.1, 3.5, 3.12.6, 8.2.1, 9.3.3, 9.4.2, 9.5.1, 9.10.1
 Representatives
 2.1.1, 3.1.1, 3.9, 4.1.1, 4.2.10, 13.2.1
 Responsibility for Those Performing the Work
 3.3.2, 3.18, 4.2.2, 4.2.3, 5.3, 6.1.3, 6.2, 6.3, 9.5.1, 10
 Retainage
 9.3.1, 9.6.2, 9.8.5, 9.9.1, 9.10.2, 9.10.3
**Review of Contract Documents and Field
 Conditions by Contractor**
 3.2, 3.12.7, 6.1.3
 Review of Contractor's Submittals by Owner and
 Architect
 3.10.1, 3.10.2, 3.11, 3.12, 4.2, 5.2, 6.1.3, 9.2, 9.8.2
 Review of Shop Drawings, Product Data and Samples
 by Contractor
 3.12
Rights and Remedies
 1.1.2, 2.4, 2.5, 3.5, 3.7.4, 3.15.2, 4.2.6, 5.3, 5.4, 6.1,
 6.3, 7.3.1, 8.3, 9.5.1, 9.7, 10.2.5, 10.3, 12.2.1, 12.2.2,
 12.2.4, 13.3, 14, 15.4
Royalties, Patents and Copyrights
 3.17
 Rules and Notices for Arbitration
 15.4.1
Safety of Persons and Property
 10.2, 10.4
Safety Precautions and Programs
 3.3.1, 4.2.2, 4.2.7, 5.3, 10.1, 10.2, 10.4
Samples, Definition of
 3.12.3
Samples, Shop Drawings, Product Data and
 3.11, 3.12, 4.2.7
Samples at the Site, Documents and
 3.11
Schedule of Values
 9.2, 9.3.1
 Schedules, Construction
 3.10, 3.12.1, 3.12.2, 6.1.3, 15.1.6.2
 Separate Contracts and Contractors
 1.1.4, 3.12.5, 3.14.2, 4.2.4, 4.2.7, 6, 8.3.1, 12.1.2
Separate Contractors, Definition of
 6.1.1
Shop Drawings, Definition of
 3.12.1
Shop Drawings, Product Data and Samples
 3.11, 3.12, 4.2.7
Site, Use of
 3.13, 6.1.1, 6.2.1
 Site Inspections
 3.2.2, 3.3.3, 3.7.1, 3.7.4, 4.2, 9.9.2, 9.4.2, 9.10.1, 13.4

Site Visits, Architect's
 3.7.4, 4.2.2, 4.2.9, 9.4.2, 9.5.1, 9.9.2, 9.10.1, 13.4
 Special Inspections and Testing
 4.2.6, 12.2.1, 13.4
Specifications, Definition of
 1.1.6
Specifications
 1.1.1, 1.1.6, 1.2.2, 1.5, 3.12.10, 3.17, 4.2.14
 Statute of Limitations
 15.1.2, 15.4.1.1
 Stopping the Work
 2.2.2, 2.4, 9.7, 10.3, 14.1
 Stored Materials
 6.2.1, 9.3.2, 10.2.1.2, 10.2.4
Subcontractor, Definition of
 5.1.1
SUBCONTRACTORS
 5
 Subcontractors, Work by
 1.2.2, 3.3.2, 3.12.1, 3.18, 4.2.3, 5.2.3, 5.3, 5.4, 9.3.1.2,
 9.6.7
Subcontractual Relations
 5.3, 5.4, 9.3.1.2, 9.6, 9.10, 10.2.1, 14.1, 14.2.1
 Submittals
 3.10, 3.11, 3.12, 4.2.7, 5.2.1, 5.2.3, 7.3.4, 9.2, 9.3, 9.8,
 9.9.1, 9.10.2, 9.10.3
 Submittal Schedule
 3.10.2, 3.12.5, 4.2.7
Subrogation, Waivers of
 6.1.1, 11.3
Substances, Hazardous
 10.3
Substantial Completion
 4.2.9, 8.1.1, 8.1.3, 8.2.3, 9.4.2, 9.8, 9.9.1, 9.10.3, 12.2,
 15.1.2
Substantial Completion, Definition of
 9.8.1
 Substitution of Subcontractors
 5.2.3, 5.2.4
 Substitution of Architect
 2.3.3
 Substitutions of Materials
 3.4.2, 3.5, 7.3.8
Sub-subcontractor, Definition of
 5.1.2
 Subsurface Conditions
 3.7.4
Successors and Assigns
 13.2
Superintendent
 3.9, 10.2.6
Supervision and Construction Procedures
 1.2.2, 3.3, 3.4, 3.12.10, 4.2.2, 4.2.7, 6.1.3, 6.2.4, 7.1.3,
 7.3.4, 8.2, 8.3.1, 9.4.2, 10, 12, 14, 15.1.4
 Suppliers
 1.5, 3.12.1, 4.2.4, 4.2.6, 5.2.1, 9.3, 9.4.2, 9.5.4, 9.6,
 9.10.5, 14.2.1

Init.

Surety
5.4.1.2, 9.6.8, 9.8.5, 9.10.2, 9.10.3, 11.1.2, 14.2.2,
15.2.7

Surety, Consent of
9.8.5, 9.10.2, 9.10.3

Surveys
1.1.7, 2.3.4

Suspension by the Owner for Convenience
14.3

Suspension of the Work
3.7.5, 5.4.2, 14.3

Suspension or Termination of the Contract
5.4.1.1, 14

Taxes
3.6, 3.8.2.1, 7.3.4.4

Termination by the Contractor
14.1, 15.1.7

Termination by the Owner for Cause
5.4.1.1, **14.2, 15.1.7**

Termination by the Owner for Convenience
14.4

Termination of the Architect
2.3.3

Termination of the Contractor Employment
14.2.2

TERMINATION OR SUSPENSION OF THE
CONTRACT

14

Tests and Inspections
3.1.3, 3.3.3, 3.7.1, 4.2.2, 4.2.6, 4.2.9, 9.4.2, 9.8.3,
9.9.2, 9.10.1, 10.3.2, 12.2.1, **13.4**

TIME

8

Time, Delays and Extensions of
3.2.4, 3.7.4, 5.2.3, 7.2.1, 7.3.1, 7.4, **8.3, 9.5.1, 9.7,**
10.3.2, 10.4, 14.3.2, 15.1.6, 15.2.5

Time Limits
2.1.2, 2.2, 2.5, 3.2.2, 3.10, 3.11, 3.12.5, 3.15.1, 4.2,
5.2, 5.3, 5.4, 6.2.4, 7.3, 7.4, 8.2, 9.2, 9.3.1, 9.3.3, 9.4.1,
9.5, 9.6, 9.7, 9.8, 9.9, 9.10, 12.2, 13.4, 14, 15.1.2,
15.1.3, 15.4

Time Limits on Claims
3.7.4, 10.2.8, 15.1.2, 15.1.3

Title to Work
9.3.2, 9.3.3

UNCOVERING AND CORRECTION OF WORK
12

Uncovering of Work
12.1

Unforeseen Conditions, Concealed or Unknown
3.7.4, 8.3.1, 10.3

Unit Prices
7.3.3.2, 9.1.2

Use of Documents
1.1.1, 1.5, 2.3.6, 3.12.6, 5.3

Use of Site
3.13, 6.1.1, 6.2.1

Values, Schedule of
9.2, 9.3.1

Waiver of Claims by the Architect
13.3.2

Waiver of Claims by the Contractor
9.10.5, 13.3.2, **15.1.7**

Waiver of Claims by the Owner
9.9.3, 9.10.3, 9.10.4, 12.2.2.1, 13.3.2, 14.2.4, **15.1.7**

Waiver of Consequential Damages
14.2.4, 15.1.7

Waiver of Liens
9.3, 9.10.2, 9.10.4

Waivers of Subrogation
6.1.1, **11.3**

Warranty
3.5, 4.2.9, 9.3.3, 9.8.4, 9.9.1, 9.10.2, 9.10.4, 12.2.2,
15.1.2

Weather Delays
8.3, 15.1.6.2

Work, Definition of
1.1.3

Written Consent
1.5.2, 3.4.2, 3.7.4, 3.12.8, 3.14.2, 4.1.2, 9.3.2, 9.10.3,
13.2, 13.3.2, 15.4.4.2

Written Interpretations
4.2.11, 4.2.12

Written Orders
1.1.1, 2.4, 3.9, 7, 8.2.2, 12.1, 12.2, 13.4.2, 14.3.1

ARTICLE 1 GENERAL PROVISIONS

§ 1.1 Basic Definitions

§ 1.1.1 The Contract Documents

- .1 The Contract Documents are enumerated in the Agreement between the Owner and Contractor (hereinafter the Agreement) and consist of the Agreement, Conditions of the Contract (General, Supplementary and other Conditions), Drawings, Specifications, Addenda issued prior to execution of the Contract, other documents listed in the Agreement, and Modifications issued after execution of the Contract.
- .2 A Modification is (1) a written amendment to the Contract signed by both parties, (2) a Change Order, (3) a Construction Change Directive, or (4) a written order for a minor change in the Work issued by the Architect.
- .3 Unless specifically enumerated in the Agreement, the Contract Documents do not include the advertisement or invitation to bid, Instructions to Bidders, sample forms, other information furnished by the Owner in anticipation of receiving bids or proposals, the Contractor's bid or proposal, or portions of Addenda relating to bidding or proposal requirements.
- .4 Any reference in this document to the Agreement between the Owner and Contractor, AIA Document A101, or some abbreviated reference thereof, shall mean the AIA A101-2017, Standard Form of Agreement Between Owner and Contractor, SCOSE Version.
- .5 Any reference in this document to the General Conditions of the Contract for Construction, AIA Document A201, or some abbreviated reference thereof, shall mean the AIA A201-2017, General Conditions of the Contract for Construction, SCOSE Version.

§ 1.1.2 The Contract

The Contract Documents form the Contract for Construction. The Contract represents the entire and integrated agreement between the parties hereto and supersedes prior negotiations, representations, or agreements, either written or oral. The Contract may be amended or modified only by a Modification. The Contract Documents shall not be construed to create a contractual relationship of any kind (1) between the Contractor and the Architect or the Architect's consultants, (2) between the Owner and a Subcontractor or a Sub-subcontractor, (3) between the Owner and the Architect or the Architect's consultants, or (4) between any persons or entities other than the Owner and the Contractor.

§ 1.1.3 The Work

The term "Work" means the construction and services required by the Contract Documents, whether completed or partially completed, and includes all other labor, materials, equipment, and services provided or to be provided by the Contractor to fulfill the Contractor's obligations. The Work may constitute the whole or a part of the Project.

§ 1.1.4 The Project

The Project is the total construction of which the Work performed under the Contract Documents may be the whole or a part and which may include construction by the Owner and by Separate Contractors.

§ 1.1.5 The Drawings

The Drawings are the graphic and pictorial portions of the Contract Documents showing the design, location and dimensions of the Work, generally including plans, elevations, sections, details, schedules, and diagrams.

§ 1.1.6 The Specifications

The Specifications are that portion of the Contract Documents consisting of the written requirements for materials, equipment, systems, standards and workmanship for the Work, and performance of related services.

§ 1.1.7 Instruments of Service

Instruments of Service are representations, in any medium of expression now known or later developed, of the tangible and intangible creative work performed by the Architect and the Architect's consultants under their respective professional services agreements. Instruments of Service may include, without limitation, studies, surveys, models, sketches, drawings, specifications, and other similar materials.

§ 1.1.8 Reserved

§ 1.1.9 Notice to Proceed

AIA Document A201®–2017. Copyright © 1911, 1915, 1918, 1925, 1937, 1951, 1958, 1961, 1963, 1966, 1970, 1976, 1987, 1997, 2007, and 2017 by The American Institute of Architects. All rights reserved. South Carolina Division of Procurement Services, Office of State Engineer Version of AIA Document A201®–2017. Copyright © 2016 and 2020 by The American Institute of Architects. All rights reserved. The "American Institute of Architects," "AIA," the AIA Logo, "A201," and "AIA Contract Documents" are registered trademarks and may not be used without permission. This document was created on 04/07/2021 11:18:47 under the terms of AIA Documents on Demand® Order No. 2010688483, is not for resale, is licensed for one-time use only, and may only be used in accordance with the AIA Contract Documents® Documents-on-Demand – End User License Agreement. To report copyright violations, e-mail copyright@aia.org.

The Notice to Proceed is a document issued by the Owner to the Contractor directing the Contractor to begin prosecution of the Work in accordance with the requirements of the Contract Documents. The Notice to Proceed shall fix the date on which the Contract Time will commence and establish the initial date of the Substantial Completion.

§ 1.1.10 State Engineer

“State Engineer” means the person holding the position as head of the State Engineer’s Office. The State Engineer’s Office is created by S.C. Code Ann. § 11-35-830, and is sometimes referred to in the Contract Documents as “Office of State Engineer” or “OSE.” The State Engineer is also the Chief Procurement Officer for Construction, sometimes referred to in the Contract Documents as “CPOC”.

§ 1.2 Correlation and Intent of the Contract Documents

§ 1.2.1 The intent of the Contract Documents is to include all items necessary for the proper execution and completion of the Work by the Contractor. The Contract Documents are complementary, and what is required by one shall be as binding as if required by all; performance by the Contractor shall be required only to the extent consistent with the Contract Documents and reasonably inferable from them as being necessary to produce the indicated results. In the event of patent ambiguities within or between parts of the Contract Documents, the Contractor shall 1) provide the better quality or greater quantity of Work, or 2) comply with the more stringent requirement, either or both in accordance with the Architect’s interpretation.

§ 1.2.1.1 The invalidity of any provision of the Contract Documents shall not invalidate the Contract or its remaining provisions. If it is determined that any provision of the Contract Documents violates any law, or is otherwise invalid or unenforceable, such determination shall not impair or otherwise affect the validity, legality, or enforceability of the remaining provision or parts of the provision of the Contract Documents, which shall remain in full force and effect as if the unenforceable provision or part were deleted.

§ 1.2.2 Organization of the Specifications into divisions, sections and articles, and arrangement of Drawings shall not control the Contractor in dividing the Work among Subcontractors or in establishing the extent of Work to be performed by any trade.

§ 1.2.3 Unless otherwise stated in the Contract Documents, words that have well-known technical or construction industry meanings are used in the Contract Documents in accordance with such recognized meanings.

§ 1.3 Capitalization

Terms capitalized in these General Conditions include those that are (1) specifically defined, (2) the titles of numbered articles, or (3) the titles of other documents published by the American Institute of Architects.

§ 1.4 Interpretation

In the interest of brevity the Contract Documents frequently omit modifying words such as “all” and “any” and articles such as “the” and “an,” but the fact that a modifier or an article is absent from one statement and appears in another is not intended to affect the interpretation of either statement.

§ 1.5 Ownership and Use of Drawings, Specifications, and Other Instruments of Service

§ 1.5.1 The Architect and the Architect’s consultants shall be deemed the authors and owners of their respective Instruments of Service and retain all common law, statutory, and other reserved rights in their Instruments of Service, including copyrights. The Contractor, Subcontractors, Sub-subcontractors, and suppliers shall not own or claim a copyright in the Instruments of Service. Submittal or distribution to meet official regulatory requirements or for other purposes in connection with the Project is not to be construed as a violation of the Architect’s or Architect’s consultants’ reserved rights.

§ 1.5.2 The Contractor, Subcontractors, Sub-subcontractors, and suppliers are authorized to use and reproduce the Instruments of Service provided to them, subject to any protocols established pursuant to Sections 1.7 and 1.8, solely and exclusively for execution of the Work. All copies made under this authorization shall bear the copyright notice, if any, shown on the Instruments of Service. The Contractor, Subcontractors, Sub-subcontractors, and suppliers may not use the Instruments of Service on other projects or for additions to the Project outside the scope of the Work without the specific written consent of the Owner, Architect, and the Architect’s consultants.

§ 1.6 Notice

§ 1.6.1 Except as otherwise provided in Section 1.6.2, where the Contract Documents require one party to notify or give notice to the other party, such notice shall be provided in writing to the designated representative of the party to

whom the notice is addressed and shall be deemed to have been duly served if delivered in person, by mail, by courier, or by electronic transmission if a method for electronic transmission is set forth in the Agreement.

§ 1.6.2 Notice of Claims as provided in Section 15.1.3 shall be provided in writing and shall be deemed to have been duly served only if delivered to the designated representative of the party to whom the notice is addressed by certified or registered mail, or by courier providing proof of delivery.

§ 1.6.3 Notice to Contractor shall be to the address provided in Section 8.3.2 of the Agreement. Notice to Owner shall be to the address provided in Section 8.2.2 of the Agreement. Either party may designate a different address for notice by giving notice in accordance with Section 1.6.1.

§ 1.7 Digital Data Use and Transmission

The parties shall agree upon protocols governing the transmission and use of Instruments of Service or any other information or documentation, including in digital form. The parties will use AIA Document E203™–2013, Building Information Modeling and Digital Data Exhibit, to establish the protocols for the development, use, transmission, and exchange of digital data.

§ 1.8 Building Information Models Use and Reliance

Any use of, or reliance on, all or a portion of a building information model without agreement to protocols governing the use of, and reliance on, the information contained in the model and without having those protocols set forth in AIA Document E203™–2013, Building Information Modeling and Digital Data Exhibit, and the requisite AIA Document G202™–2013, Project Building Information Modeling Protocol Form, shall be at the using or relying party's sole risk and without liability to the other party and its contractors or consultants, the authors of, or contributors to, the building information model, and each of their agents and employees.

ARTICLE 2 OWNER

§ 2.1 General

§ 2.1.1 The Owner is the person or entity identified as such in the Agreement and is referred to throughout the Contract Documents as if singular in number. The Owner shall designate in writing a representative who shall have express authority to bind the Owner with respect to all matters requiring the Owner's approval or authorization, except as provided in Section 7.1.7. Except as otherwise provided in Section 4.2.1, the Architect does not have such authority. The term "Owner" means the Owner or the Owner's Representative noted in the Agreement.

§ 2.1.2 The Owner shall furnish to the Contractor, within fifteen (15) days after receipt of a written request, information necessary and relevant for the Contractor to post Notice of Project Commencement pursuant to S.C. Code Ann. § 29-5-23.

§ 2.2 Reserved

§ 2.3 Information and Services Required of the Owner

§ 2.3.1 Except for permits and fees that are the responsibility of the Contractor under the Contract Documents, including those required under Section 3.7.1, the Owner shall secure and pay for necessary approvals, easements, assessments and charges required for construction, use or occupancy of permanent structures or for permanent changes in existing facilities.

§ 2.3.2 The Owner shall retain a design professional lawfully licensed to practice, or an entity lawfully practicing, in the jurisdiction where the Project is located. The person or entity is identified as the Architect in the Agreement and is referred to throughout the Contract Documents as if singular in number.

§ 2.3.3 If the employment of the Architect terminates, the Owner shall employ a successor to whom the Contractor has no reasonable objection and whose status under the Contract Documents shall be that of the Architect.

§ 2.3.4 The Owner shall furnish surveys describing physical characteristics, legal limitations and utility locations for the site of the Project, and a legal description of the site. Subject to the Contractor's obligations, including those in Section 3.2, the Contractor shall be entitled to rely on the accuracy of information furnished by the Owner pursuant to this Section but shall exercise proper precautions relating to the safe performance of the Work.

§ 2.3.5 The Owner shall furnish information or services required of the Owner by the Contract Documents with reasonable promptness. The Owner shall also furnish any other information or services under the Owner's control and relevant to the Contractor's performance of the Work with reasonable promptness after receiving the Contractor's written request for such information or services. However, the Owner does not warrant the accuracy of any such information requested by the Contractor that is not otherwise required of the Owner by the Contract Documents. Neither the Owner nor the Architect shall be required to conduct investigations or to furnish the Contractor with any information concerning subsurface characteristics or other conditions of the area where the Work is to be performed beyond that which is provided in the Contract Documents.

§ 2.3.6 The Owner shall furnish the Contract Documents to the Contractor in digital format.

§ 2.4 Owner's Right to Stop the Work

If the Contractor fails to correct Work that is not in accordance with the requirements of the Contract Documents as required by Section 12.2 or repeatedly fails to carry out Work in accordance with the Contract Documents, the Owner may issue a written order to the Contractor to stop the Work, or any portion thereof, until the cause for such order has been eliminated; however, the right of the Owner to stop the Work shall not give rise to a duty on the part of the Owner to exercise this right for the benefit of the Contractor or any other person or entity, except to the extent required by Section 6.1.3.

§ 2.5 Owner's Right to Carry Out the Work

If the Contractor defaults or neglects to carry out the Work in accordance with the Contract Documents and fails within a ten-day period after receipt of notice from the Owner to commence and continue correction of such default or neglect, including but not limited to providing necessary resources, with diligence and promptness, the Owner may, without prejudice to other remedies the Owner may have, correct such default or neglect. Such action by the Owner and amounts charged to the Contractor are both subject to prior approval of the Architect and the Architect may, pursuant to Section 9.5.1, withhold or nullify a Certificate for Payment in whole or in part, to the extent reasonably necessary to reimburse the Owner for the reasonable cost of correcting such deficiencies, including Owner's expenses and compensation for the Architect's additional services made necessary by such default, neglect, or failure. If current and future payments are not sufficient to cover such amounts, the Contractor shall pay the difference to the Owner. If the Contractor disagrees with the actions of the Owner, or the amounts claimed as costs to the Owner, the Contractor may file a Claim pursuant to Article 15.

ARTICLE 3 CONTRACTOR

§ 3.1 General

§ 3.1.1 The Contractor is the person or entity identified as such in the Agreement and is referred to throughout the Contract Documents as if singular in number. The Contractor shall be lawfully licensed, if required in the jurisdiction where the Project is located. The Contractor shall designate in writing a representative who shall have express authority to bind the Contractor with respect to all matters under this Contract. The term "Contractor" means the Contractor or the Contractor's Representative noted in the Agreement.

§ 3.1.2 The Contractor shall perform the Work in accordance with the Contract Documents.

§ 3.1.3 The Contractor shall not be relieved of its obligations to perform the Work in accordance with the Contract Documents either by activities or duties of the Architect in the Architect's administration of the Contract, or by tests, inspections or approvals required or performed by persons or entities other than the Contractor.

§ 3.2 Review of Contract Documents and Field Conditions by Contractor

§ 3.2.1 Execution of the Contract by the Contractor is a representation that the Contractor has visited the site, become generally familiar with local conditions under which the Work is to be performed, and correlated personal observations with requirements of the Contract Documents.

- .1 The Contractor acknowledges that it has investigated and satisfied itself as to the general and local conditions which can affect the Work or its cost, including but not limited to (a) conditions bearing upon transportation, disposal, handling, and storage of materials; (b) the availability of labor, water, electric power, and roads; (c) uncertainties of weather, river stages, tides, or similar physical conditions at the site; (d) the conformation and conditions of the ground; and (e) the character of equipment and facilities needed preliminary to and during work performance.
- .2 The Contractor also acknowledges that it has satisfied itself as to the character, quality, and quantity of surface and subsurface materials or obstacles to be encountered insofar as this information is

reasonably ascertainable from an inspection of the site, including all exploratory work done by the Owner, as well as from the drawings and specifications made a part of this Contract.

- .3 Any failure of the Contractor to take the actions described and acknowledged in this Section will not relieve the Contractor from responsibility for estimating properly the difficulty and cost of successfully performing the Work, or for proceeding to successfully perform the Work without additional expense to the Owner.

§ 3.2.2 Because the Contract Documents are complementary, the Contractor shall, before starting each portion of the Work, carefully study and compare the various Contract Documents relative to that portion of the Work, as well as the information furnished by the Owner pursuant to Section 2.3.4, shall take field measurements of any existing conditions related to that portion of the Work, and shall observe any conditions at the site affecting it. These obligations are for the purpose of facilitating coordination and construction by the Contractor and are not for the purpose of discovering errors, omissions, or inconsistencies in the Contract Documents; however, the Contractor shall promptly report to the Architect any errors, inconsistencies or omissions discovered by or made known to the Contractor as a request for information in such form as the Architect may require. It is recognized that the Contractor's review is made in the Contractor's capacity as a contractor and not as a licensed design professional, unless otherwise specifically provided in the Contract Documents.

§ 3.2.3 The Contractor is not required to ascertain that the Contract Documents are in accordance with applicable laws, statutes, ordinances, codes, rules and regulations, or lawful orders of public authorities, but the Contractor shall promptly report to the Architect any nonconformity discovered by or made known to the Contractor as a request for information in such form as the Architect may require.

§ 3.2.4 If the Contractor believes that additional cost or time is involved because of clarifications or instructions the Architect issues in response to the Contractor's notices or requests for information pursuant to Sections 3.2.2 or 3.2.3, the Contractor shall submit Claims as provided in Article 15. If the Contractor fails to perform the obligations of Sections 3.2.2 or 3.2.3, the Contractor shall pay such costs and damages to the Owner, subject to Section 15.1.7, as would have been avoided if the Contractor had performed such obligations. If the Contractor performs those obligations, the Contractor shall not be liable to the Owner or Architect for damages resulting from latent errors, inconsistencies or omissions in the Contract Documents, for differences between field measurements or conditions and the Contract Documents, or for nonconformities of the Contract Documents to applicable laws, statutes, ordinances, codes, rules and regulations, and lawful orders of public authorities.

§ 3.2.5 The Owner is entitled to reimbursement from the Contractor for amounts paid to the Architect for evaluating and responding to the Contractor's requests for information that are not prepared in accordance with the Contract Documents or where the requested information is available to the Contractor from a careful study and comparison of the Contract Documents, field conditions, other Owner-provided information, Contractor-prepared coordination drawings, or prior Project correspondence or documentation.

§ 3.3 Supervision and Construction Procedures

§ 3.3.1 The Contractor shall supervise and direct the Work, using the Contractor's best skill and attention. The Contractor shall be solely responsible for, and have control over, construction means, methods, techniques, sequences, and procedures, and for coordinating all portions of the Work under the Contract. If the Contract Documents give specific instructions concerning construction means, methods, techniques, sequences, or procedures, the Contractor shall evaluate the jobsite safety thereof and shall be solely responsible for the jobsite safety of such means, methods, techniques, sequences, or procedures. If the Contractor determines that such means, methods, techniques, sequences or procedures may not be safe, the Contractor shall give timely notice to the Owner and Architect, and shall propose alternative means, methods, techniques, sequences, or procedures. The Architect shall evaluate the proposed alternative solely for conformance with the design intent for the completed construction and provide its findings to the Owner. Unless the Owner objects to the Contractor's proposed alternative, the Contractor shall perform the Work using its alternative means, methods, techniques, sequences, or procedures.

§ 3.3.2 The Contractor shall be responsible to the Owner for acts and omissions of the Contractor's employees, Subcontractors and their agents and employees, and other persons or entities performing portions of the Work for, or on behalf of, the Contractor or any of its Subcontractors.

§ 3.3.3 The Contractor shall be responsible for inspection of portions of Work already performed to determine that such portions are in proper condition to receive subsequent Work.

§ 3.4 Labor and Materials

§ 3.4.1 Unless otherwise provided in the Contract Documents, the Contractor shall provide and pay for labor, materials, equipment, tools, construction equipment and machinery, water, heat, utilities, transportation, and other facilities and services necessary for proper execution and completion of the Work, whether temporary or permanent and whether or not incorporated or to be incorporated in the Work.

§ 3.4.2 Except in the case of minor changes in the Work approved by the Architect in accordance with Section 3.12.8 or ordered by the Architect in accordance with Section 7.4, the Contractor may make substitutions only with the consent of the Owner, after evaluation by the Architect and in accordance with a Change Order or Construction Change Directive.

§ 3.4.2.1 After the Contract has been executed, the Owner and Architect may consider requests for the substitution of products in place of those specified. The Owner and Architect may, but are not obligated to, consider only those substitution requests that are in full compliance with the conditions set forth in the General Requirements (Division 1 of the Specifications). By making requests for substitutions, the Contractor:

- .1 represents that it has personally investigated the proposed substitute product and determined that it is equal or superior in all respects to the product specified;
- .2 represents that it will provide the same warranty for the substitution as it would have provided for the product specified;
- .3 certifies that the cost data presented is complete and includes all related costs for the substituted product and for Work that must be performed or changes as a result of the substitution, except for the Architect's re-design costs, and waives all claims for additional costs related to the substitution that subsequently become apparent;
- .4 agrees that it shall, if the substitution is approved, coordinate the installation of the accepted substitute, making such changes as may be required for the Work to be complete in all respects; and
- .5 represents that the request includes a written representation identifying any potential effect the substitution may have on Project's achievement of a Sustainable Measure or the Sustainable Objective.

§ 3.4.2.2 The Owner shall be entitled to reimbursement from the Contractor for amounts paid to the Architect for reviewing the Contractor's proposed substitutions and making agreed-upon changes in the Drawings and Specifications resulting from such substitutions.

§ 3.4.3 The Contractor shall enforce strict discipline and good order among the Contractor's employees and other persons carrying out the Work. The Contractor shall not permit employment of unfit persons or persons not properly skilled in tasks assigned to them.

§ 3.5 Warranty

§ 3.5.1 The Contractor warrants to the Owner and Architect that materials and equipment furnished under the Contract will be of good quality and new unless the Contract Documents require or permit otherwise. The Contractor further warrants that the Work will conform to the requirements of the Contract Documents and will be free from defects, except for those inherent in the quality of the Work the Contract Documents require or permit. Work, materials, or equipment not conforming to these requirements shall be considered defective. Unless caused by the Contractor or a subcontractor at any tier, the Contractor's warranty excludes remedy for damage or defect caused by abuse, alterations to the Work not executed by the Contractor, improper or insufficient maintenance, improper operation, or normal wear and tear and normal usage. If required by the Architect, the Contractor shall furnish satisfactory evidence as to the kind and quality of materials and equipment.

§ 3.5.2 All material, equipment, or other special warranties required by the Contract Documents shall be issued in the name of the Owner, or shall be transferable to the Owner, and shall commence in accordance with Section 9.8.4.

§ 3.6 Taxes

The Contractor shall pay sales, consumer, use and similar taxes for the Work provided by the Contractor that are legally enacted when bids are received or negotiations concluded, whether or not yet effective or merely scheduled to go into effect. The Contractor shall comply with the requirements of S.C Code Ann. Title 12, Chapter 8, regarding withholding tax for nonresidents, employees, contractors and subcontractors.

§ 3.7 Permits, Fees, Notices and Compliance with Laws

§ 3.7.1 Pursuant to S.C. Code Ann. § 10-1-180, no local general or specialty building permits are required for state buildings. Unless otherwise provided in the Contract Documents, the Contractor shall secure and pay for all other permits, fees, and licenses by government agencies necessary for proper execution and completion of the Work that are customarily secured after execution of the Contract and legally required at the time bids are received or negotiations concluded.

§ 3.7.2 The Contractor shall comply with and give notices required by applicable laws, statutes, ordinances, codes, rules and regulations, and lawful orders of public authorities applicable to performance of the Work.

§ 3.7.3 If the Contractor performs Work knowing it to be contrary to applicable laws, statutes, ordinances, codes, rules and regulations, or lawful orders of public authorities, the Contractor shall assume appropriate responsibility for such Work and shall bear the costs attributable to correction.

§ 3.7.4 Concealed or Unknown Conditions

If the Contractor encounters conditions at the site that are (1) subsurface or otherwise concealed physical conditions that differ materially from those indicated in the Contract Documents or (2) unknown physical conditions of an unusual nature that differ materially from those ordinarily found to exist and generally recognized as inherent in construction activities of the character provided for in the Contract Documents, the Contractor shall promptly provide notice to the Owner and the Architect before conditions are disturbed and in no event later than 14 days after first observance of the conditions. The Architect will promptly investigate such conditions and, if the Architect determines that they differ materially and cause an increase or decrease in the Contractor's cost of, or time required for, performance of any part of the Work, will recommend that an equitable adjustment be made in the Contract Sum or Contract Time, or both. If the Architect determines that the conditions at the site are not materially different from those indicated in the Contract Documents and that no change in the terms of the Contract is justified, the Architect shall promptly notify the Owner and Contractor, stating the reasons. If either party disputes the Architect's determination or recommendation, that party may submit a Claim as provided in Article 15.

§ 3.7.5 If, in the course of the Work, the Contractor encounters human remains or recognizes the existence of burial markers, archaeological sites or wetlands not indicated in the Contract Documents, the Contractor shall immediately suspend any operations that would affect them and shall notify the Owner and Architect. Upon receipt of such notice, the Owner shall promptly take any action necessary to obtain governmental authorization required to resume the operations. The Contractor shall continue to suspend such operations until otherwise instructed by the Owner but shall continue with all other operations that do not affect those remains or features. Requests for adjustments in the Contract Sum and Contract Time arising from the existence of such remains or features may be made as provided in Article 15.

§ 3.8 Allowances

§ 3.8.1 The Contractor shall include in the Contract Sum all allowances stated in the Contract Documents. Items covered by allowances shall be supplied for such amounts and by such persons or entities as the Owner may direct, but the Contractor shall not be required to employ persons or entities to whom the Contractor has reasonable objection.

§ 3.8.2 Unless otherwise provided in the Contract Documents,

- .1 allowances shall cover the cost to the Contractor of materials and equipment delivered at the site and all required taxes, less applicable trade discounts;
- .2 Contractor's costs for unloading and handling at the site, labor, installation costs, overhead, profit, and other expenses contemplated for stated allowance amounts shall be included in the Contract Sum but not in the allowances; and
- .3 whenever costs are more than or less than allowances, the Contract Sum shall be adjusted accordingly by Change Order. The amount of the Change Order shall reflect the difference between actual costs, as documented by invoices, and the allowances under Section 3.8.2.1.

§ 3.8.3 Materials and equipment under an allowance shall be selected by the Owner with reasonable promptness.

§ 3.9 Superintendent

§ 3.9.1 The Contractor shall employ a competent superintendent, acceptable to the Owner, and necessary assistants who shall be in attendance at the Project site during performance of the Work. The superintendent shall represent the Contractor, and communications given to the superintendent shall be as binding as if given to the Contractor.

Init.

§ 3.9.2 The Contractor, as soon as practicable after award of the Contract, shall notify the Owner and Architect of the name and qualifications of a proposed superintendent. Within 14 days of receipt of the information, the Owner may notify the Contractor, stating whether the Owner has reasonable objection to the proposed superintendent. Failure of the Owner to provide notice within the 14-day period shall constitute notice of no reasonable objection.

§ 3.9.3 The Contractor shall not employ a proposed superintendent to whom the Owner has made reasonable and timely objection. The Contractor shall notify the Owner of any proposed change in the superintendent, including the reason therefore, prior to making such change. The Contractor shall not change the superintendent without the Owner's consent, which shall not unreasonably be withheld or delayed.

§ 3.10 Contractor's Construction and Submittal Schedules

§ 3.10.1 The Contractor, promptly after being awarded the Contract, shall submit for the Owner's and Architect's information a Contractor's construction schedule for the Work. Subject to any additional requirements in the Contract Documents, the schedule shall contain detail appropriate for the Project, including at a minimum (1) the date of commencement of the Work, interim schedule milestone dates, and the date of Substantial Completion; (2) an apportionment of the Work by construction activity; and (3) the time required for completion of each portion of the Work. The schedule shall provide for the orderly progression of the Work to completion and shall not exceed time limits current under the Contract Documents. The schedule shall be revised at appropriate intervals as required by the conditions of the Work and Project.

§ 3.10.2 The Contractor, promptly after being awarded the Contract and thereafter as necessary to maintain a current submittal schedule, shall submit a submittal schedule for the Architect's approval. The Architect's approval shall not be unreasonably delayed or withheld. The submittal schedule shall (1) be coordinated with the Contractor's construction schedule, and (2) allow the Architect reasonable time to review submittals. If the Contractor fails to submit a submittal schedule, or fails to provide submittals in accordance with the approved submittal schedule, the Contractor shall not be entitled to any increase in Contract Sum or extension of Contract Time based on the time required for review of submittals.

§ 3.10.3 The Contractor shall perform the Work in general accordance with the most recent schedules submitted to the Owner and Architect.

§ 3.11 Documents and Samples at the Site

The Contractor shall make available, at the Project site, the Contract Documents, including Change Orders, Construction Change Directives, and other Modifications, in good order and marked currently to indicate field changes and selections made during construction, and the approved Shop Drawings, Product Data, Samples, and similar required submittals. These shall be in electronic form or paper copy, available to the Architect and Owner, and delivered to the Architect for submittal to the Owner upon completion of the Work as a record of the Work as constructed.

§ 3.12 Shop Drawings, Product Data and Samples

§ 3.12.1 Shop Drawings are drawings, diagrams, schedules, and other data specially prepared for the Work by the Contractor or a Subcontractor, Sub-subcontractor, manufacturer, supplier, or distributor to illustrate some portion of the Work.

§ 3.12.2 Product Data are illustrations, standard schedules, performance charts, instructions, brochures, diagrams, and other information furnished by the Contractor to illustrate materials or equipment for some portion of the Work.

§ 3.12.3 Samples are physical examples that illustrate materials, equipment, or workmanship, and establish standards by which the Work will be judged.

§ 3.12.4 Shop Drawings, Product Data, Samples, and similar submittals are not Contract Documents. Their purpose is to demonstrate how the Contractor proposes to conform to the information given and the design concept expressed in the Contract Documents for those portions of the Work for which the Contract Documents require submittals. Review by the Architect is subject to the limitations of Section 4.2.7. Informational submittals upon which the Architect is not expected to take responsive action may be so identified in the Contract Documents. Submittals that are not required by the Contract Documents may be returned by the Architect without action.

Init.

§ 3.12.5 The Contractor shall review for compliance with the Contract Documents, approve, and submit to the Architect, Shop Drawings, Product Data, Samples, and similar submittals required by the Contract Documents, in accordance with the submittal schedule approved by the Architect or, in the absence of an approved submittal schedule, with reasonable promptness and in such sequence as to cause no delay in the Work or in the activities of the Owner or of Separate Contractors.

- .1 The fire sprinkler shop drawings shall be prepared by a licensed fire sprinkler contractor and shall accurately reflect actual conditions affecting the required layout of the fire sprinkler system. The fire sprinkler contractor shall certify the accuracy of his shop drawings prior to submitting them for review and approval.
- .2 The fire sprinkler shop drawings shall be reviewed and approved by the Architect's engineer of record (EOR) prior to submittal to the State Fire Marshal. The EOR will complete the Office of State Fire Marshal (OSFM) form "Request for Fire Sprinkler System Shop Review for State Construction Projects" and submit it to OSE for signature.
- .3 OSE will sign the form and return it to the Architect's EOR. The EOR will submit a copy of the signed form with the approved shop drawings to OSFM for review and approval; and, forward a copy of each to OSE.
- .4 Upon receipt of the OSFM approval letter, the EOR will forward a copy of the letter to the Owner, Contractor, Architect, and OSE.
- .5 Unless authorized in writing by OSE, neither the Contractor nor subcontractor at any tier shall submit the fire sprinkler shop drawings directly to OSFM.

§ 3.12.6 By submitting Shop Drawings, Product Data, Samples, and similar submittals, the Contractor represents to the Owner and Architect that the Contractor has (1) reviewed and approved them, (2) determined and verified materials, field measurements and field construction criteria related thereto, or will do so, and (3) checked and coordinated the information contained within such submittals with the requirements of the Work and of the Contract Documents.

§ 3.12.7 The Contractor shall perform no portion of the Work for which the Contract Documents require submittal and review of Shop Drawings, Product Data, Samples, or similar submittals, until the respective submittal has been approved by the Architect.

§ 3.12.8 The Work shall be in accordance with approved submittals except that the Contractor shall not be relieved of responsibility for deviations from the requirements of the Contract Documents by the Architect's approval of Shop Drawings, Product Data, Samples, or similar submittals, unless the Contractor has specifically notified the Architect of such deviation at the time of submittal and (1) the Architect has given written approval to the specific deviation as a minor change in the Work, or (2) a Change Order or Construction Change Directive has been issued authorizing the deviation. The Contractor shall not be relieved of responsibility for errors or omissions in Shop Drawings, Product Data, Samples, or similar submittals, by the Architect's approval thereof.

§ 3.12.9 The Contractor shall direct specific attention, in writing or on resubmitted Shop Drawings, Product Data, Samples, or similar submittals, to revisions other than those requested by the Architect on previous submittals. In the absence of such notice, the Architect's approval of a resubmission shall not apply to such revisions.

§ 3.12.10 The Contractor shall not be required to provide professional services that constitute the practice of architecture or engineering unless such services are specifically required by the Contract Documents for a portion of the Work or unless the Contractor needs to provide such services in order to carry out the Contractor's responsibilities for construction means, methods, techniques, sequences, and procedures. The Contractor shall not be required to provide professional services in violation of applicable law.

§ 3.12.10.1 If professional design services or certifications by a design professional related to systems, materials, or equipment are specifically required of the Contractor by the Contract Documents, the Owner and the Architect will specify all performance and design criteria that such services must satisfy. The Contractor shall be entitled to rely upon the adequacy and accuracy of the performance and design criteria provided in the Contract Documents. The Contractor shall cause such services or certifications to be provided by an appropriately licensed design professional, who shall comply with reasonable requirements of the Owner regarding qualifications and insurance and whose signature and seal shall appear on all drawings, calculations, specifications, certifications, Shop Drawings, and other submittals prepared by such professional. Shop Drawings, and other submittals related to the Work, designed or certified by such professional, if prepared by others, shall bear such professional's written approval when submitted to

Init.

the Architect. The Owner and the Architect shall be entitled to rely upon the adequacy and accuracy of the services, certifications, and approvals performed or provided by such design professionals, provided the Owner and Architect have specified to the Contractor the performance and design criteria that such services must satisfy. Pursuant to this Section 3.12.10, the Architect will review and approve or take other appropriate action on submittals only for the limited purpose of checking for conformance with information given and the design concept expressed in the Contract Documents.

§ 3.12.10.2 The Contractor shall not be responsible for the adequacy of the performance and design criteria specified in the Contract Documents.

§ 3.13 Use of Site

§ 3.13.1 The Contractor shall confine operations at the site to areas permitted by applicable laws, statutes, ordinances, codes, rules and regulations, lawful orders of public authorities, and the Contract Documents and shall not unreasonably encumber the site with materials or equipment.

§ 3.13.2 The Contractor and any entity for which the Contractor is responsible shall not erect any sign on the Project site without the prior written consent of the Owner.

§ 3.14 Cutting and Patching

§ 3.14.1 The Contractor shall be responsible for cutting, fitting, or patching required to complete the Work or to make its parts fit together properly. All areas requiring cutting, fitting, or patching shall be restored to the condition existing prior to the cutting, fitting, or patching, unless otherwise required by the Contract Documents.

§ 3.14.2 The Contractor shall not damage or endanger a portion of the Work or fully or partially completed construction of the Owner or Separate Contractors by cutting, patching, or otherwise altering such construction, or by excavation. The Contractor shall not cut or otherwise alter construction by the Owner or a Separate Contractor except with written consent of the Owner and of the Separate Contractor. Consent shall not be unreasonably withheld. The Contractor shall not unreasonably withhold, from the Owner or a Separate Contractor, its consent to cutting or otherwise altering the Work.

§ 3.15 Cleaning Up

§ 3.15.1 The Contractor shall keep the premises and surrounding area free from accumulation of waste materials and rubbish caused by operations under the Contract. At completion of the Work, the Contractor shall remove waste materials, rubbish, the Contractor's tools, construction equipment, machinery, and surplus materials from and about the Project.

§ 3.15.2 If the Contractor fails to clean up as provided in the Contract Documents, the Owner may do so and the Owner shall be entitled to reimbursement from the Contractor.

§ 3.16 Access to Work

The Contractor shall provide the Owner and Architect with access to the Work in preparation and progress wherever located.

§ 3.17 Royalties, Patents and Copyrights

The Contractor shall pay all royalties and license fees. The Contractor shall defend suits or claims for infringement of copyrights and patent rights and shall hold the Owner and Architect harmless from loss on account thereof, but shall not be responsible for defense or loss when a particular design, process, or product of a particular manufacturer or manufacturers is required by the Contract Documents, or where the copyright violations are contained in Drawings, Specifications, or other documents prepared by the Owner or Architect. However, if an infringement of a copyright or patent is discovered by, or made known to, the Contractor, the Contractor shall be responsible for the loss unless the information is promptly furnished to the Architect.

§ 3.18 Indemnification

§ 3.18.1 To the fullest extent permitted by law, the Contractor shall indemnify and hold harmless the Owner, Architect, Architect's consultants, and agents and employees of any of them from and against claims, damages, losses, and expenses, including but not limited to attorneys' fees, arising out of or resulting from performance of the Work, provided that such claim, damage, loss, or expense is attributable to bodily injury, sickness, disease or death, or to injury to or destruction of tangible property (other than the Work itself) including loss of use resulting therefrom, but

only to the extent caused by the negligent acts or omissions of the Contractor, a Subcontractor, anyone directly or indirectly employed by them, or anyone for whose acts they may be liable, regardless of whether or not such claim, damage, loss, or expense is caused in part by a party indemnified hereunder. Such obligation shall not be construed to negate, abridge, or reduce other rights or obligations of indemnity that would otherwise exist as to a party or person described in this Section 3.18.

§ 3.18.2 In claims against any person or entity indemnified under this Section 3.18 by an employee of the Contractor, a Subcontractor, anyone directly or indirectly employed by them, or anyone for whose acts they may be liable, the indemnification obligation under Section 3.18.1 shall not be limited by a limitation on amount or type of damages, compensation, or benefits payable by or for the Contractor or a Subcontractor under workers' compensation acts, disability benefit acts, or other employee benefit acts.

ARTICLE 4 ARCHITECT

§ 4.1 General

§ 4.1.1 The Architect is the person or entity retained by the Owner pursuant to Section 2.3.2 and identified as such in the Agreement.

§ 4.1.2 Duties, responsibilities, and limitations of authority of the Architect as set forth in the Contract Documents shall not be restricted, modified, or extended without written consent of the Owner, Contractor, and Architect. Consent shall not be unreasonably withheld.

§ 4.2 Administration of the Contract

§ 4.2.1 The Architect will provide administration of the Contract as described in the Contract Documents and will be an Owner's representative during construction until the date the Architect issues the final Certificate for Payment. The Architect will have authority to act on behalf of the Owner only to the extent provided in the Contract Documents. Any reference in the Contract Documents to the Architect taking action or rendering a decision with a "reasonable time" is understood to mean no more than ten (10) days, unless otherwise specified in the Contract Documents or otherwise agreed to by the parties.

§ 4.2.2 The Architect will visit the site as necessary to fulfill its obligation to the Owner for inspection services, if any, and, at a minimum, to assure conformance with the Architect's design as shown in the Contract Documents and to observe the progress and quality of the portion of the Work completed, and to determine in general if the Work observed is being performed in a manner indicating that the Work, when fully completed, will be in accordance with the Contract Documents. However, the Architect will not be required to make exhaustive or continuous on-site inspections to check the quality or quantity of the Work. The Architect will not have control over, charge of, or responsibility for the construction means, methods, techniques, sequences or procedures, or for the safety precautions and programs in connection with the Work, since these are solely the Contractor's rights and responsibilities under the Contract Documents.

§ 4.2.3 On the basis of the site visits, the Architect will keep the Owner informed about the progress and quality of the portion of the Work completed, and promptly report to the Owner (1) deviations from the Contract Documents, (2) deviations from the most recent construction schedule submitted by the Contractor, and (3) defects and deficiencies observed in the Work. The Architect will not be responsible for the Contractor's failure to perform the Work in accordance with the requirements of the Contract Documents. The Architect will not have control over or charge of, and will not be responsible for acts or omissions of, the Contractor, Subcontractors, or their agents or employees, or any other persons or entities performing portions of the Work.

§ 4.2.4 Communications

The Owner and Contractor shall include the Architect in all communications that relate to or affect the Architect's services or professional responsibilities. The Owner shall promptly notify the Architect of the substance of any direct communications between the Owner and the Contractor otherwise relating to the Project. Communications by and with the Architect's consultants shall be through the Architect. Communications by and with Subcontractors and suppliers shall be through the Contractor. Communications by and with Separate Contractors shall be through the Owner. The Contract Documents may specify other communication protocols.

§ 4.2.5 Based on the Architect's evaluations of the Work completed and correlated with the Contractor's Applications for Payment, the Architect will review and certify the amounts due the Contractor and will issue Certificates for Payment in such amounts.

§ 4.2.6 The Architect has authority to reject Work that does not conform to the Contract Documents. Whenever the Architect considers it necessary or advisable, the Architect will have authority to require inspection or testing of the Work in accordance with Sections 13.4.2 and 13.4.3, whether or not the Work is fabricated, installed or completed. However, neither this authority of the Architect nor a decision made in good faith either to exercise or not to exercise such authority shall give rise to a duty or responsibility of the Architect to the Contractor, Subcontractors, suppliers, their agents or employees, or other persons or entities performing portions of the Work.

§ 4.2.7 The Architect will review and approve, or take other appropriate action upon, the Contractor's submittals such as Shop Drawings, Product Data, and Samples, but only for the limited purpose of checking for conformance with information given and the design concept expressed in the Contract Documents. The Architect's action will be taken in accordance with the submittal schedule approved by the Architect or, in the absence of an approved submittal schedule, with reasonable promptness while allowing sufficient time in the Architect's professional judgment to permit adequate review. Review of such submittals is not conducted for the purpose of determining the accuracy and completeness of other details such as dimensions and quantities, or for substantiating instructions for installation or performance of equipment or systems, all of which remain the responsibility of the Contractor as required by the Contract Documents. The Architect's review of the Contractor's submittals shall not relieve the Contractor of the obligations under Sections 3.3, 3.5, and 3.12. The Architect's review shall not constitute approval of safety precautions or of any construction means, methods, techniques, sequences, or procedures. The Architect's approval of a specific item shall not indicate approval of an assembly of which the item is a component.

§ 4.2.8 The Architect will prepare Change Orders and Construction Change Directives, and may order minor changes in the Work as provided in Section 7.4. The Architect will investigate and make determinations and recommendations regarding concealed and unknown conditions as provided in Section 3.7.4.

§ 4.2.9 The Architect will conduct inspections to determine the date or dates of Substantial Completion and the date of final completion; issue Certificates of Substantial Completion pursuant to Section 9.8; receive and forward to the Owner, for the Owner's review and records, written warranties and related documents required by the Contract and assembled by the Contractor pursuant to Section 9.10; and issue a final Certificate for Payment pursuant to Section 9.10.

§ 4.2.10 If the Owner and Architect agree, the Architect will provide one or more Project representatives to assist in carrying out the Architect's responsibilities at the site. The Owner shall notify the Contractor of any change in the duties, responsibilities and limitations of authority of the Project representatives.

§ 4.2.11 The Architect will, in the first instance, interpret and decide matters concerning performance under, and requirements of, the Contract Documents on written request of either the Owner or Contractor. Upon receipt of such request, the Architect will promptly provide the other party with a copy of the request. The Architect's response to such requests will be made in writing within any time limits agreed upon or otherwise with reasonable promptness.

§ 4.2.12 Interpretations and decisions of the Architect will be consistent with the intent of, and reasonably inferable from, the Contract Documents and will be in writing or in the form of drawings. When making such interpretations and decisions, the Architect will endeavor to secure faithful performance by both Owner and Contractor, and will not show partiality to either. Except in the case of interpretations resulting in omissions, defects, or errors in the Instruments of Service or perpetuating omissions, defects or errors in the Instruments of Service, the Architect will not be liable for results of interpretations or decisions rendered in good faith. If either party disputes the Architect's interpretation or decision, that party may proceed as provided in Article 15. The Architect's interpretations and decisions may be, but need not be, accorded any deference in any review conducted pursuant to law or the Contract Documents.

§ 4.2.13 The Architect's decisions on matters relating to aesthetic effect will be final if consistent with the intent expressed in the Contract Documents.

§ 4.2.14 The Architect will review and respond to requests for information about the Contract Documents so as to avoid delay to the construction of the Project. The Architect's response to such requests will be made in writing with reasonable promptness. If appropriate, the Architect will prepare and issue supplemental Drawings and Specifications in response to the requests for information. Any response to a request for information must be consistent with the intent of, and reasonably inferable from, the Contract Documents and will be in writing or in the form of drawings.

Init.

Unless issued pursuant to a Modification, supplemental Drawings or Specifications will not involve an adjustment to the Contract Sum or Contract Time.

ARTICLE 5 SUBCONTRACTORS

§ 5.1 Definitions

§ 5.1.1 A Subcontractor is a person or entity who has a direct contract with the Contractor to perform a portion of the Work at the site. The term "Subcontractor" is referred to throughout the Contract Documents as if singular in number and means a Subcontractor or an authorized representative of the Subcontractor. The term "Subcontractor" does not include a Separate Contractor or the subcontractors of a Separate Contractor.

§ 5.1.2 A Sub-subcontractor is a person or entity who has a direct or indirect contract with a Subcontractor to perform a portion of the Work at the site. The term "Sub-subcontractor" is referred to throughout the Contract Documents as if singular in number and means a Sub-subcontractor or an authorized representative of the Sub-subcontractor.

§ 5.2 Award of Subcontracts and Other Contracts for Portions of the Work

§ 5.2.1 Unless otherwise stated in the Contract Documents, the Contractor, within fourteen (14) days after posting of the Notice of Intent to Award the Contract, shall notify the Owner and Architect of the persons or entities proposed for each principal portion of the Work, including those who are to furnish materials or equipment fabricated to a special design. Within 14 days of receipt of the information, the Owner may notify the Contractor whether the Owner has reasonable objection to any such proposed person or entity. Failure of the Owner to provide notice within the 14-day period shall constitute notice of no reasonable objection.

§ 5.2.2 The Contractor shall not contract with a proposed person or entity to whom the Owner has made reasonable and timely objection. The Owner shall not direct the Contractor to contract with any specific individual or entity for supplies or services unless such supplies and services are necessary for completion of the Work and the specified individual or entity is the only source of such supply or service.

§ 5.2.3 If the Owner has reasonable objection to a person or entity proposed by the Contractor, the Contractor shall propose another to whom the Owner has no reasonable objection. If the proposed but rejected Subcontractor was reasonably capable of performing the Work, the Contract Sum and Contract Time shall be increased or decreased by the difference, if any, occasioned by such change, and an appropriate Change Order shall be issued before commencement of the substitute Subcontractor's Work. However, no increase in the Contract Sum or Contract Time shall be allowed for such change unless the Contractor has acted promptly and responsively in submitting names as required.

§ 5.2.4 The Contractor shall not substitute a Subcontractor, person, or entity for one previously selected if the Owner makes reasonable objection to such substitution. The Contractor's request for substitution must be made to the Owner in writing, accompanied by supporting information.

§ 5.2.5 A Subcontractor identified in the Contractor's Bid pursuant to the subcontractor listing requirements of Section 7 of the Bid Form may only be substituted in accordance with and as permitted by the provisions of S.C. Code Ann. § 11-35-3021. A proposed substitute for a listed subcontractor shall also be subject to the Owner's approval as set forth in Section 5.2.3.

§ 5.2.6 A Contractor may substitute one prospective subcontractor for another, with the approval of the Owner as follows:

- .1 If the Contractor requests the substitution, the Contractor is responsible for all costs associated with the substitution.
- .2 If the Owner requests the substitution, the Owner is responsible for any resulting increased costs to the Contractor.

§ 5.3 Subcontractual Relations

§ 5.3.1 By appropriate written agreement, the Contractor shall require each Subcontractor, to the extent of the Work to be performed by the Subcontractor, to be bound to the Contractor by terms of the Contract Documents, and to assume toward the Contractor all the obligations and responsibilities, including the responsibility for safety of the Subcontractor's Work that the Contractor, by these Contract Documents, assumes toward the Owner and Architect. Each subcontract agreement shall preserve and protect the rights of the Owner and Architect under the Contract Documents with respect to the Work to be performed by the Subcontractor so that subcontracting thereof will not

prejudice such rights, and shall allow to the Subcontractor, unless specifically provided otherwise herein, or in the subcontract agreement, the benefit of all rights, remedies, and redress against the Contractor that the Contractor, by the Contract Documents, has against the Owner. Where appropriate, the Contractor shall require each Subcontractor to enter into similar agreements with Sub-subcontractors. The Contractor shall make available to each proposed Subcontractor, prior to the execution of the subcontract agreement, copies of the Contract Documents to which the Subcontractor will be bound, and, upon written request of the Subcontractor, identify to the Subcontractor terms and conditions of the proposed subcontract agreement that may be at variance with the Contract Documents. Subcontractors will similarly make copies of applicable portions of such documents available to their respective proposed Sub-subcontractors.

§ 5.3.2 Without limitation on the generality of Section 5.3.1, each Subcontract agreement and each Sub-subcontract agreement shall include, and shall be deemed to include, the following Sections of these General Conditions: 3.2, 3.5, 3.18, 5.3, 5.4, 6.2.2, 7.1.6, 7.3.3, 7.5, 13.1, 13.9, 14.3, 14.4, and 15.1.7.

§ 5.3.3 Each Subcontract Agreement and each Sub-subcontract agreement shall exclude, and shall be deemed to exclude, Sections 13.2 and 13.5 and all of Article 15, except Section 15.1.7, of these General Conditions. In the place of these excluded sections of the General Conditions, each Subcontract Agreement and each Sub-subcontract may include Sections 13.2 and 13.5 and all of Article 15, except Section 15.1.7, of AIA Document A201-2007, Conditions of the Contract, as originally issued by the American Institute of Architects.

§ 5.3.4 The Contractor shall assure the Owner that all agreements between the Contractor and its Subcontractor incorporate the provisions of Section 5.3.1 as necessary to preserve and protect the rights of the Owner and the Architect under the Contract Documents with respect to the work to be performed by Subcontractors so that the subcontracting thereof will not prejudice such rights. The Contractor's assurance shall be in the form of an affidavit or in such other form as the Owner may approve. Upon request, the Contractor shall provide the Owner or Architect with copies of any or all subcontracts or purchase orders.

§ 5.4 Contingent Assignment of Subcontracts

§ 5.4.1 Each subcontract agreement for a portion of the Work is assigned by the Contractor to the Owner, provided that

- .1 assignment is effective only after termination of the Contract by the Owner for cause pursuant to Section 14.2 and only for those subcontract agreements that the Owner accepts by notifying the Subcontractor and Contractor; and
- .2 assignment is subject to the prior rights of the surety, if any, obligated under bond relating to the Contract.

§ 5.4.2 Upon such assignment, if the Work has been suspended for more than 30 days, the Subcontractor's compensation shall be equitably adjusted for increases in cost resulting from the suspension.

§ 5.4.3 Upon assignment to the Owner under this Section 5.4, the Owner may further assign the subcontract to a successor contractor or other entity. If the Owner assigns the subcontract to a successor contractor or other entity, the Owner shall nevertheless remain legally responsible for all of the successor contractor's obligations under the subcontract.

§ 5.4.4 Each subcontract shall specifically provide that the Owner shall only be responsible to the subcontractor for those obligations of the Contractor that accrue subsequent to the Owner's exercise of any rights under this conditional assignment.

§ 5.4.5 Each subcontract shall specifically provide that the Subcontractor agrees to perform portions of the Work assigned to the Owner in accordance with the Contract Documents.

§ 5.4.6 Nothing in this Section 5.4 shall act to reduce or discharge the Contractor's payment bond surety's obligations to claimants for claims arising prior to the Owner's exercise of any rights under this conditional assignment.

ARTICLE 6 CONSTRUCTION BY OWNER OR BY SEPARATE CONTRACTORS

§ 6.1 Owner's Right to Perform Construction and to Award Separate Contracts

§ 6.1.1 The term "Separate Contractor(s)" shall mean other contractors retained by the Owner under separate agreements. The Owner reserves the right to perform construction or operations related to the Project with the Owner's own forces, and with Separate Contractors retained under Conditions of the Contract substantially similar to

those of this Contract, including those provisions of the Conditions of the Contract related to insurance and waiver of subrogation.

§ 6.1.2 When separate contracts are awarded for different portions of the Project or other construction or operations on the site, the term “Contractor” in the Contract Documents in each case shall mean the Contractor who executes each separate Owner-Contractor Agreement.

§ 6.1.3 The Owner shall provide for coordination of the activities of the Owner’s own forces and of each Separate Contractor with the Work of the Contractor, who shall cooperate with them. The Contractor shall participate with any Separate Contractors and the Owner in reviewing their construction schedules. The Contractor shall make any revisions to its construction schedule deemed necessary after a joint review and mutual agreement. The construction schedules shall then constitute the schedules to be used by the Contractor, Separate Contractors, and the Owner until subsequently revised.

§ 6.1.4 Reserved

§ 6.2 Mutual Responsibility

§ 6.2.1 The Contractor shall afford the Owner and Separate Contractors reasonable opportunity for introduction and storage of their materials and equipment and performance of their activities, and shall connect and coordinate the Contractor’s construction and operations with theirs as required by the Contract Documents.

§ 6.2.2 If part of the Contractor’s Work depends for proper execution or results upon construction or operations by the Owner or a Separate Contractor, the Contractor shall, prior to proceeding with that portion of the Work, promptly notify the Architect of apparent discrepancies or defects in the construction or operations by the Owner or Separate Contractor that would render it unsuitable for proper execution and results of the Contractor’s Work. Failure of the Contractor to notify the Architect of apparent discrepancies or defects prior to proceeding with the Work shall constitute an acknowledgment that the Owner’s or Separate Contractor’s completed or partially completed construction is fit and proper to receive the Contractor’s Work. The Contractor shall not be responsible for discrepancies or defects in the construction or operations by the Owner or Separate Contractor that are not apparent.

§ 6.2.3 The Contractor shall reimburse the Owner for costs the Owner incurs that are payable to a Separate Contractor because of the Contractor’s delays, improperly timed activities or defective construction. The Owner shall be responsible to the Contractor for costs the Contractor incurs because of a Separate Contractor’s delays, improperly timed activities, damage to the Work or defective construction.

§ 6.2.4 The Contractor shall promptly remedy damage that the Contractor wrongfully causes to completed or partially completed construction or to property of the Owner or Separate Contractor as provided in Section 10.2.5.

§ 6.2.5 The Owner and each Separate Contractor shall have the same responsibilities for cutting and patching as are described for the Contractor in Section 3.14.

§ 6.3 Owner’s Right to Clean Up

If a dispute arises among the Contractor, Separate Contractors, and the Owner as to the responsibility under their respective contracts for maintaining the premises and surrounding area free from waste materials and rubbish, the Owner may clean up and the Architect will allocate the cost among those responsible.

ARTICLE 7 CHANGES IN THE WORK

§ 7.1 General

§ 7.1.1 Changes in the Work may be accomplished after execution of the Contract, and without invalidating the Contract, by Change Order, Construction Change Directive or order for a minor change in the Work, subject to the limitations stated in this Article 7 and elsewhere in the Contract Documents.

§ 7.1.2 A Change Order shall be based upon agreement among the Owner, Contractor, and Architect. A Construction Change Directive requires agreement by the Owner and Architect and may or may not be agreed to by the Contractor. An order for a minor change in the Work may be issued by the Architect alone.

§ 7.1.3 Changes in the Work shall be performed under applicable provisions of the Contract Documents. The Contractor shall proceed promptly with changes in the Work, unless otherwise provided in the Change Order, Construction Change Directive, or order for a minor change in the Work.

§ 7.1.4 If a change in the Work provides for an adjustment to the Contract Sum, the amount of such adjustment must be computed and documented in writing. In order to facilitate evaluation of proposals or claims for increases and decreases to the Contract Sum, all proposals or claims, except those so minor that their propriety can be seen by inspection, shall be accompanied by a complete itemization of costs including labor, materials and subcontracts. Labor and materials shall be itemized. Where major cost items are subcontracts, they shall be itemized also. The amount of the adjustment must approximate the actual cost to the Contractor and all costs incurred by the Contractor must be justifiably compared with prevailing industry standards. Except as provided in Section 7.1.5, all adjustments to the Contract Sum shall be limited to job specific costs and shall not include indirect costs, home office overhead or profit.

§ 7.1.5 The combined overhead and profit included in the total cost to the Owner for a change in the Work shall be based on the following schedule:

- .1 For the Contractor, for Work performed by the Contractor's own forces, seventeen (17%) percent of the Contractor's actual costs.
- .2 For the Contractor, for Work performed by the Contractor's Subcontractors, ten (10%) percent of each Subcontractor's actual costs (not including the Subcontractor's overhead and profit).
- .3 For each Subcontractor involved, for Work performed by that Subcontractor's own forces, seventeen (17%) percent of the Subcontractor's actual costs.
- .4 Cost to which overhead and profit is to be applied shall be determined in accordance with Section 7.3.4.

The percentages cited above shall be considered to include all indirect costs including, but not limited to field and office managers, supervisors and assistants, incidental job burdens, small tools, and general overhead allocations.

§ 7.1.6 The procedures described in Sections 7.1.4 and 7.1.5 shall be used to calculate any adjustment in the Contract Sum, including without limitation an adjustment permitted under Articles 7, 9, 14, or 15.

§ 7.1.7 If a change in the Work requires an adjustment to the Contract Sum that exceeds the limits of the Owner's Construction Change Order Certification (reference Section 9.1.9 of the Agreement), then the Owner's agreement is not effective, and Work may not proceed until approved in writing by the OSE.

§ 7.1.8 Any change in the Work initiated after the declaration of Substantial Completion must be approved in writing by the OSE regardless of the amount of the change or the Owner's Construction Change Order Certification.

§ 7.2 Change Orders

§ 7.2.1 A Change Order is a written instrument, using the OSE Construction Change Order form, prepared by the Architect and signed by the Owner, Contractor, and Architect stating their agreement upon all of the following:

- .1 The change in the Work;
- .2 The amount of the adjustment, if any, in the Contract Sum; and
- .3 The extent of the adjustment, if any, in the Contract Time.

Agreement on any Change Order shall constitute a final settlement of all matters relating to the change in the Work that is the subject of the Change Order, including, but not limited to, any adjustments to the Contract Sum or the Contract Time.

§ 7.2.2 At the Owner's request, the Contractor shall prepare a proposal to perform the work of a proposed Change Order setting forth the amount of the proposed adjustment, if any, in the Contract Sum; and the extent of the proposed adjustment, if any, in the Contract Time. Any proposed adjustment in the Contract Sum shall be prepared in accordance with Section 7.1.4 and 7.1.5. The Owner's request shall include any revisions to the Drawings or Specifications necessary to define any changes in the Work. Within fourteen (14) days of receiving the request, the Contractor shall submit the proposal to the Owner and Architect along with all documentation required by Section 7.5.

§ 7.2.3 If the Contractor requests a Change Order, the request shall set forth the proposed change in the Work and shall be prepared in accordance with Section 7.2.2. If the Contractor requests a change to the Work that involves a revision

Init.

to either the Drawings or Specifications, the Contractor shall reimburse the Owner for any expenditure associated with the Architects' review of the proposed revisions, except to the extent the revisions are accepted by execution of a Change Order.

§ 7.3 Construction Change Directives

§ 7.3.1 A Construction Change Directive is a written order prepared by the Architect and signed by the Owner and Architect, directing a change in the Work prior to agreement on adjustment, if any, in the Contract Sum or Contract Time, or both. The Owner may by Construction Change Directive, without invalidating the Contract, order changes in the Work within the general scope of the Contract consisting of additions, deletions, or other revisions, the Contract Sum and Contract Time being adjusted accordingly.

§ 7.3.2 A Construction Change Directive shall be used in the absence of total agreement on the terms of a Change Order.

§ 7.3.3 If the Construction Change Directive provides for an adjustment to the Contract Sum, the adjustment shall be based on one of the following methods:

- .1 Mutual acceptance of a lump sum if properly itemized and substantiating data is not available to permit evaluation;
- .2 Unit prices specified in the Contract Documents or subsequently agreed upon, subject to adjustment if any, as provided in Section 9.1.2;
- .3 Cost and a percentage fee, calculated as described in Sections 7.1.4 and 7.1.5;
- .4 in another manner as the parties may agree; or
- .5 As provided in Section 7.3.4.

§ 7.3.4 If the Contractor does not respond promptly or disagrees with the method for adjustment in the Contract Sum, the Architect shall make an initial determination, consistent with Section 7.3.3, of the method and the adjustment on the basis of reasonable expenditures and savings of those performing the Work attributable to the change, including, in case of an increase in the Contract Sum, an amount for overhead and profit as set forth in Section 7.1.5. In such case, and also under Section 7.3.3.3, the Contractor shall keep and present, in such form as the Architect may prescribe, an itemized accounting together with appropriate supporting data. Unless otherwise provided in the Contract Documents, costs for the purposes of this Section 7.3.4 shall be limited to the following:

- .1 Costs of labor, including applicable payroll taxes, fringe benefits required by agreement or custom, workers' compensation insurance, and other employee costs approved by the Architect;
- .2 Costs of materials, supplies, and equipment, including cost of transportation, whether incorporated or consumed;
- .3 Rental costs of machinery and equipment, exclusive of hand tools, whether rented from the Contractor or others; and
- .4 Costs of premiums for all bonds and insurance, permit fees, and sales, use, or similar taxes, directly related to the change.

§ 7.3.5 If the Contractor disagrees with the adjustment in the Contract Time, the Contractor may make a Claim in accordance with applicable provisions of Article 15.

§ 7.3.6 Upon receipt of a Construction Change Directive, the Contractor shall promptly proceed with the change in the Work involved and advise the Architect of the Contractor's agreement or disagreement with the method, if any, provided in the Construction Change Directive for determining the proposed adjustment in the Contract Sum or Contract Time.

§ 7.3.7 A Construction Change Directive signed by the Contractor indicates the Contractor's agreement therewith, including adjustment in Contract Sum and Contract Time or the method for determining them. Such agreement shall be effective immediately and shall be recorded as a Change Order.

§ 7.3.8 The amount of credit to be allowed by the Contractor to the Owner for a deletion or change that results in a net decrease in the Contract Sum shall be actual cost including overhead and profit as confirmed by the Architect from the Schedule of Values.

§ 7.3.9 Pending final determination of the total cost of a Construction Change Directive to the Owner, the Contractor may request payment for Work completed under the Construction Change Directive in Applications for Payment. The

Architect will make an interim determination for purposes of monthly certification for payment for those costs and certify for payment the amount that the Architect determines, in the Architect's professional judgment, to be reasonably justified. The Architect's interim determination of cost shall adjust the Contract Sum on the same basis as a Change Order, subject to the right of either party to disagree and assert a Claim in accordance with Article 15.

§ 7.3.10 When the Owner and Contractor agree with a determination made by the Architect concerning the adjustments in the Contract Sum and Contract Time, or otherwise reach agreement upon the adjustments, such agreement shall be effective immediately and the Architect will prepare a Change Order. Change Orders may be issued for all or any part of a Construction Change Directive.

§ 7.4 Minor Changes in the Work

The Architect may order minor changes in the Work that are consistent with the intent of the Contract Documents and do not involve an adjustment in the Contract Sum or an extension of the Contract Time. The Architect's order for minor changes shall be in writing. If the Contractor believes that the proposed minor change in the Work will affect the Contract Sum or Contract Time, the Contractor shall notify the Architect and shall not proceed to implement the change in the Work. If the Contractor performs the Work set forth in the Architect's order for a minor change without prior notice to the Architect that such change will affect the Contract Sum or Contract Time, the Contractor waives any adjustment to the Contract Sum or extension of the Contract Time.

§ 7.5 Pricing Data and Audit

§ 7.5.1 Cost or Pricing Data

Upon request of the Owner or Architect, Contractor shall submit cost or pricing data prior to execution of a Modification which exceeds \$500,000 [Reference S.C. Code Ann. §§ 11-35-1830 and 11-35-2220, and SC Code Ann. Reg 19-445.2120]. Contractor shall certify that, to the best of its knowledge and belief, the cost or pricing data submitted is accurate, complete, and current as of a mutually determined specified date prior to the date of pricing the Modification. Contractor's price, including profit, shall be adjusted to exclude any significant sums by which such price was increased because Contractor furnished cost or pricing data that was inaccurate, incomplete, or not current as of the date specified by the parties. Notwithstanding Subparagraph 9.10.4, such adjustments may be made after final payment to the Contractor.

§ 7.5.2 Cost or pricing data means all facts that, as of the date specified by the parties, prudent buyers and sellers would reasonably expect to affect price negotiations significantly. Cost or pricing data are factual, not judgmental; and are verifiable. While they do not indicate the accuracy of the prospective contractor's judgment about estimated future costs or projections, they do include the data forming the basis for that judgment. Cost or pricing data are more than historical accounting data; they are all the facts that can be reasonably expected to contribute to the soundness of estimates of future costs and to the validity of determinations of costs already incurred.

§ 7.5.3 Records Retention

As used in Section 7.5, the term "Records" means any books or records that relate to cost or pricing data of a Change Order that Contractor is required to submit pursuant to Section 7.5.1. Contractor shall maintain records for three years from the date of final payment, or longer if requested by the chief procurement officer. The Owner may audit Contractor's records at reasonable times and places.

ARTICLE 8 TIME

§ 8.1 Definitions

§ 8.1.1 Unless otherwise provided, Contract Time is the period of time, including authorized adjustments, allotted in the Contract Documents for Substantial Completion of the Work.

§ 8.1.2 The date of commencement of the Work is the date established in the Agreement.

§ 8.1.3 The date of Substantial Completion is the date certified by the Architect in accordance with Section 9.8.

§ 8.1.4 The term "day" as used in the Contract Documents shall mean calendar day unless otherwise specifically defined.

§ 8.2 Progress and Completion

§ 8.2.1 Time limits stated in the Contract Documents are of the essence of the Contract. By executing the Agreement, the Contractor confirms that the Contract Time is a reasonable period for performing the Work.

§ 8.2.2 The Contractor shall not knowingly commence the Work prior to the effective date of surety bonds and insurance required to be furnished by the Contractor and Owner.

§ 8.2.3 The Contractor shall proceed expeditiously with adequate forces and shall achieve Substantial Completion within the Contract Time.

§ 8.3 Delays and Extensions of Time

§ 8.3.1 If the Contractor is delayed at any time in the commencement or progress of the Work by (1) an act or neglect of the Owner or Architect, of an employee of either, or of a Separate Contractor; (2) by changes ordered in the Work; (3) by labor disputes, fire, unusual delay in deliveries, unavoidable casualties, adverse weather conditions documented in accordance with Section 15.1.6.2, or other causes beyond the Contractor's control; (4) by delay authorized by the Owner pending dispute resolution; or (5) by other causes that the Contractor asserts, and the Architect determines, justify delay, then to the extent such delay will prevent the Contractor from achieving Substantial Completion within the Contract Time, the Contract Time shall be extended for such reasonable time as the Architect may determine, provided the delay:

- .1 is not caused by the fault or negligence of the Contractor or a subcontractor at any tier, and
- .2 is not due to unusual delay in the delivery of supplies, machinery, equipment, or services when such supplies, machinery, equipment, or services were obtainable from other sources in sufficient time for the Contractor to meet the required delivery.

§ 8.3.2 Claims relating to time shall be made in accordance with applicable provisions of Article 15.

§ 8.3.3 This Section 8.3 does not preclude recovery of damages for delay by either party under other provisions of the Contract Documents.

ARTICLE 9 PAYMENTS AND COMPLETION

§ 9.1 Contract Sum

§ 9.1.1 The Contract Sum is stated in the Agreement and, including authorized adjustments, is the total amount payable by the Owner to the Contractor for performance of the Work under the Contract Documents.

§ 9.1.2 If unit prices are stated in the Contract Documents or subsequently agreed upon, and if quantities originally contemplated are materially changed so that application of such unit prices to the actual quantities causes substantial inequity to the Owner or Contractor, the applicable unit prices shall be equitably adjusted.

§ 9.2 Schedule of Values

§ 9.2.1 The Contractor shall submit a schedule of values to the Architect within ten (10) days of full execution of the Agreement, allocating the entire Contract Sum to the various portions of the Work. The schedule of values shall be prepared in the form, and supported by the data to substantiate its accuracy, required by the Architect. This schedule, unless objected to by the Architect, shall be used as a basis for reviewing the Contractor's Applications for Payment. Any changes to the schedule of values shall be submitted to the Architect and supported by such data to substantiate its accuracy as the Architect may require, and unless objected to by the Architect, shall be used as a basis for reviewing the Contractor's subsequent Applications for Payment.

§ 9.2.2 As requested by the Architect, the Contractor and each Subcontractor shall prepare a trade payment breakdown for the Work for which each is responsible. The breakdown, being submitted on a uniform standardized format approved by the Architect and Owner, shall be divided in detail, using convenient units, sufficient to accurately determine the value of completed Work during the course of the Project. The Contractor shall update the schedule of values as required by either the Architect or Owner as necessary to reflect:

- .1 the description of Work (listing labor and material separately);
- .2 the total value of the Work;
- .3 the percent and value of the Work completed to date;
- .4 the percent and value of previous amounts billed; and
- .5 the current percent completed, and amount billed.

§ 9.2.3 Any schedule of values or trade breakdown that fails to provide sufficient detail, is unbalanced, or exhibits "front-loading" of the value of the Work shall be rejected. If a schedule of values or trade breakdown is used as the basis for payment and later determined to be inaccurate, sufficient funds shall be withheld from future Applications for Payment to ensure an adequate reserve (exclusive of normal retainage) to complete the Work.

§ 9.3 Applications for Payment

§ 9.3.1 Monthly, the Contractor shall submit to the Architect an itemized Application for Payment prepared in accordance with the schedule of values, if required under Section 9.2, for completed portions of the Work. The application shall be notarized, if required, and supported by all data substantiating the Contractor's right to payment that the Owner or Architect require (such as copies of requisitions, and releases and waivers of liens from Subcontractors and suppliers), and shall reflect retainage as provided for in the Contract Documents.

§ 9.3.1.1 As provided in Section 7.3.9, such applications may include requests for payment on account of changes in the Work that have been properly authorized by Construction Change Directives, or by interim determinations of the Architect, but not yet included in Change Orders.

§ 9.3.1.2 Applications for Payment shall not include requests for payment for portions of the Work for which the Contractor does not intend to pay a Subcontractor or supplier, unless such Work has been performed by others whom the Contractor intends to pay.

§ 9.3.2 Unless otherwise provided in the Contract Documents, payments shall be made on account of materials and equipment delivered and suitably stored at the site for subsequent incorporation in the Work. If approved in advance by the Owner, payment may similarly be made for materials and equipment suitably stored off the site at a location agreed upon in writing, provided such materials or equipment will be subsequently incorporated in the Work. Payment for materials and equipment stored on or off the site shall be conditioned upon compliance by the Contractor with procedures satisfactory to the Owner to establish the Owner's title to such materials and equipment or otherwise protect the Owner's interest, and shall include the costs of applicable insurance, storage, and transportation to the site, for such materials and equipment stored off the site. The Contractor shall 1) protect such materials from diversion, vandalism, theft, destruction, and damage, 2) mark such materials specifically for use on the Project, and 3) segregate such materials from other materials at the storage facility. The Architect and the Owner shall have the right to make inspections of the storage areas at any time.

§ 9.3.3 The Contractor warrants that title to all Work covered by an Application for Payment will pass to the Owner no later than the time of payment. The Contractor further warrants that upon submittal of an Application for Payment all Work for which Certificates for Payment have been previously issued and payments received from the Owner shall, to the best of the Contractor's knowledge, information, and belief, be free and clear of liens, claims, security interests, or encumbrances, in favor of the Contractor, Subcontractors, suppliers, or other persons or entities that provided labor, materials, and equipment relating to the Work.

§ 9.4 Certificates for Payment

§ 9.4.1 The Architect will, within seven days after receipt of the Contractor's Application for Payment, either (1) issue to the Owner a Certificate for Payment in the full amount of the Application for Payment, with a copy to the Contractor; or (2) issue to the Owner a Certificate for Payment for such amount as the Architect determines is properly due, and notify the Contractor and Owner of the Architect's reasons for withholding certification in part as provided in Section 9.5.1; or (3) withhold certification of the entire Application for Payment, and notify the Contractor and Owner of the Architect's reason for withholding certification in whole as provided in Section 9.5.1.

§ 9.4.2 The issuance of a Certificate for Payment will constitute a representation by the Architect to the Owner, based on the Architect's evaluation of the Work and the data in the Application for Payment, that, to the best of the Architect's knowledge, information, and belief, the Work has progressed to the point indicated in both the Application for Payment and, if required to be submitted, the accompanying current construction schedule, the quality of the Work is in accordance with the Contract Documents, and that the Contractor is entitled to payment in the amount certified. The foregoing representations are subject to an evaluation of the Work for conformance with the Contract Documents upon Substantial Completion, to results of subsequent tests and inspections, to correction of minor deviations from the Contract Documents prior to completion, and to specific qualifications expressed by the Architect. However, the issuance of a Certificate for Payment will not be a representation that the Architect has (1) made exhaustive or continuous on-site inspections to check the quality or quantity of the Work; (2) reviewed construction means,

methods, techniques, sequences, or procedures; or (3) made examination to ascertain how or for what purpose the Contractor has used money previously paid on account of the Contract Sum.

§ 9.5 Decisions to Withhold Certification

§ 9.5.1 The Architect shall withhold a Certificate for Payment in whole or in part, to the extent reasonably necessary to protect the Owner, if in the Architect's opinion the representations to the Owner required by Section 9.4.2 cannot be made. The Architect shall withhold a Certificate of Payment if the Application for Payment is not accompanied by the current construction schedule required by Section 3.10.1. If the Architect is unable to certify payment in the amount of the Application, the Architect will notify the Contractor and Owner as provided in Section 9.4.1. If the Contractor and Architect cannot agree on a revised amount, the Architect will promptly issue a Certificate for Payment for the amount for which the Architect is able to make such representations to the Owner. The Architect may also withhold a Certificate for Payment or, because of subsequently discovered evidence, may nullify the whole or a part of a Certificate for Payment previously issued, to such extent as may be necessary in the Architect's opinion to protect the Owner from loss for which the Contractor is responsible, including loss resulting from acts and omissions described in Section 3.3.2, because of

- .1 defective Work not remedied;
- .2 third party claims filed or reasonable evidence indicating probable filing of such claims, unless security acceptable to the Owner is provided by the Contractor;
- .3 failure of the Contractor to make payments properly to Subcontractors or suppliers for labor, materials or equipment;
- .4 reasonable evidence that the Work cannot be completed for the unpaid balance of the Contract Sum;
- .5 damage to the Owner or a Separate Contractor;
- .6 reasonable evidence that the Work will not be completed within the Contract Time, and that the unpaid balance would not be adequate to cover actual or liquidated damages for the anticipated delay; or
- .7 repeated failure to carry out the Work in accordance with the Contract Documents.

§ 9.5.2 When either party disputes the Architect's decision regarding a Certificate for Payment under Section 9.5.1, in whole or in part, that party may submit a Claim in accordance with Article 15.

§ 9.5.3 When the reasons for withholding certification are removed, certification will be made for amounts previously withheld.

§ 9.5.4 If the Architect withholds certification for payment under Section 9.5.1.3, the Owner may, at its sole option, issue joint checks to the Contractor and to any Subcontractor or supplier to whom the Contractor failed to make payment for Work properly performed or material or equipment suitably delivered. If the Owner makes payments by joint check, the Owner shall notify the Architect and the Contractor shall reflect such payment on its next Application for Payment.

§ 9.6 Progress Payments

§ 9.6.1 After the Architect has issued a Certificate for Payment, the Owner shall make payment in the manner and within the time provided in the Contract Documents, and shall so notify the Architect.

§ 9.6.2 Pursuant to S.C. Ann. §§ 29-6-10 through 29-6-60, the Contractor shall pay each Subcontractor, no later than seven days after receipt of payment from the Owner, the amount to which the Subcontractor is entitled, reflecting percentages actually retained from payments to the Contractor on account of the Subcontractor's portion of the Work. The Contractor shall, by appropriate agreement with each Subcontractor, require each Subcontractor to make payments to Sub-subcontractors in a similar manner.

§ 9.6.3 The Architect will, on request, furnish to a Subcontractor, if practicable, information regarding percentages of completion or amounts applied for by the Contractor and action taken thereon by the Architect and Owner on account of portions of the Work done by such Subcontractor.

§ 9.6.4 The Owner has the right to request written evidence from the Contractor that the Contractor has properly paid Subcontractors and suppliers amounts paid by the Owner to the Contractor for subcontracted Work. If the Contractor fails to furnish such evidence within seven days, the Owner shall have the right to contact Subcontractors and suppliers to ascertain whether they have been properly paid. Neither the Owner nor Architect shall have an obligation to pay, or to see to the payment of money to, a Subcontractor or supplier, except as may otherwise be required by law.

Init.

§ 9.6.5 The Contractor's payments to suppliers shall be treated in a manner similar to that provided in Sections 9.6.2, 9.6.3 and 9.6.4.

§ 9.6.6 A Certificate for Payment, a progress payment, or partial or entire use or occupancy of the Project by the Owner shall not constitute acceptance of Work not in accordance with the Contract Documents.

§ 9.6.7 Unless the Contractor provides the Owner with a payment bond in the full penal sum of the Contract Sum, payments received by the Contractor for Work properly performed by Subcontractors or provided by suppliers shall be held by the Contractor for those Subcontractors or suppliers who performed Work or furnished materials, or both, under contract with the Contractor for which payment was made by the Owner. Nothing contained herein shall require money to be placed in a separate account and not commingled with money of the Contractor, create any fiduciary liability or tort liability on the part of the Contractor for breach of trust, or entitle any person or entity to an award of punitive damages against the Contractor for breach of the requirements of this provision.

§ 9.6.8 Provided the Owner has fulfilled its payment obligations under the Contract Documents, the Contractor shall defend and indemnify the Owner from all loss, liability, damage or expense, including reasonable attorney's fees and litigation expenses, arising out of any lien claim or other claim for payment by any Subcontractor or supplier of any tier. Upon receipt of notice of a lien claim or other claim for payment, the Owner shall notify the Contractor. If approved by the applicable court, when required, the Contractor may substitute a surety bond for the property against which the lien or other claim for payment has been asserted.

§ 9.7 Failure of Payment

If the Architect does not issue a Certificate for Payment to the Owner, through no fault of the Contractor, within seven days after receipt of the Contractor's Application for Payment, or if the Owner does not pay the Contractor within seven days after the time established in the Contract Documents, the amount certified by the Architect or awarded by final dispute resolution order, then the Contractor may, upon seven additional days' notice to the Owner and Architect, stop the Work until payment of the amount owing has been received. The Contract Time shall be extended appropriately and the Contract Sum shall be increased by the amount of the Contractor's reasonable costs of shutdown, delay and start-up, plus interest as provided for in the Contract Documents.

§ 9.8 Substantial Completion

§ 9.8.1 Substantial Completion is the stage in the progress of the Work when the Work or designated portion thereof is sufficiently complete in accordance with the Contract Documents so that the Owner can occupy or utilize the Work for its intended use.

§ 9.8.2 When the Contractor considers that the Work, or a portion thereof which the Owner agrees to accept separately, is substantially complete, the Contractor shall prepare and submit to the Architect a comprehensive written list of items to be completed or corrected prior to final payment. Failure to include an item on such list does not alter the responsibility of the Contractor to complete all Work in accordance with the Contract Documents.

§ 9.8.3 Upon receipt of the Contractor's list, the Architect, the Owner, and any other party the Architect or the Owner choose, will make an inspection on a date and at a time mutually agreeable to determine whether the Work or designated portion thereof is substantially complete. The Contractor shall furnish access for the inspection and testing as provided in this Contract. The inspection shall include a demonstration by the Contractor that all equipment, systems and operable components of the Work function properly and in accordance with the Contract Documents.

- .1 If the Architect's inspection discloses any item, whether or not included on the Contractor's list, which is not sufficiently complete in accordance with the Contract Documents so that the Owner can occupy or utilize the Work or designated portion thereof for its intended use, the Contractor shall, before issuance of the Certificate of Substantial Completion, complete or correct such item upon notification by the Architect. In such case, the Contractor shall then submit a request for another inspection by the Architect to determine Substantial Completion.
- .2 If more than one Substantial Completion inspection is required, the Contractor shall reimburse the Owner for all costs of re-inspections or, at the Owner's option, the costs may be deducted from payments due to the Contractor.
- .3 Representatives of the State Fire Marshal's Office and other authorities having jurisdiction may be present at the Substantial Completion inspection or otherwise inspect the completed Work and advise the Owner whether the Work meets their respective requirements for the Project.

Init.

§ 9.8.4 When the Work or designated portion thereof is substantially complete, the Architect will prepare a Certificate of Substantial Completion that shall establish the date of Substantial Completion; establish responsibilities of the Owner and Contractor for security, maintenance, heat, utilities, damage to the Work and insurance; and fix the time within which the Contractor shall finish all items on the list accompanying the Certificate. Warranties required by the Contract Documents shall commence on the date of Substantial Completion of the Work or designated portion thereof unless otherwise provided in the Certificate of Substantial Completion.

§ 9.8.5 The Certificate of Substantial Completion shall be submitted to the Owner for its written acceptance of responsibilities assigned in the Certificate and a copy of the signed Certificate shall be delivered to the Contractor. Upon such acceptance, the Owner shall make payment of retainage applying to the Work or designated portion thereof. Such payment shall be adjusted for Work that is incomplete or not in accordance with the requirements of the Contract Documents.

§ 9.8.6 If the Architect and Owner concur in the Contractor's assessment that the Work or a portion of the Work is safe to occupy, the Owner and Contractor may arrange for a Certificate of Occupancy inspection by OSE. The Owner, Architect, and Contractor shall be present at OSE's inspection. Upon verifying that the Work or a portion of the Work is substantially complete and safe to occupy, OSE will issue, as appropriate, a Full or Partial Certificate of Occupancy.

§ 9.8.7 The Owner may not occupy the Work until all required occupancy permits, if any, have been issued and delivered to the Owner.

§ 9.9 Partial Occupancy or Use

§ 9.9.1 The Owner may occupy or use any completed or partially completed portion of the Work at any stage when such portion is designated by separate agreement with the Contractor, provided such occupancy or use is consented to by the insurer and authorized by public authorities having jurisdiction over the Project. Such partial occupancy or use may commence whether or not the portion is substantially complete, provided the Owner and Contractor have accepted in writing the responsibilities assigned to each of them for payments, retainage, if any, security, maintenance, heat, utilities, damage to the Work and insurance, and have agreed in writing concerning the period for correction of the Work and commencement of warranties required by the Contract Documents. When the Contractor considers a portion substantially complete, the Contractor shall prepare and submit a list to the Architect as provided under Section 9.8.2. Consent of the Contractor to partial occupancy or use shall not be unreasonably withheld. The stage of the progress of the Work shall be determined by written agreement between the Owner and Contractor or, if no agreement is reached, by decision of the Architect.

§ 9.9.2 Immediately prior to such partial occupancy or use, the Owner, Contractor, and Architect shall jointly inspect the area to be occupied or portion of the Work to be used in order to determine and record the condition of the Work.

§ 9.9.3 Unless otherwise agreed upon, partial occupancy or use of a portion or portions of the Work shall not constitute acceptance of Work not complying with the requirements of the Contract Documents.

§ 9.10 Final Completion and Final Payment

§ 9.10.1 Unless the parties agree otherwise in the Certificate of Substantial Completion, the Contractor shall achieve Final Completion within thirty days after Substantial Completion. Upon receipt of the Contractor's notice that the Work is ready for final inspection and acceptance and upon receipt of a final Application for Payment, the Architect, the Owner, and any other party the Architect or the Owner choose will make an inspection on a date and at a time mutually agreeable. When the Architect finds the Work acceptable under the Contract Documents and the Contract fully performed, the Architect will promptly issue a final Certificate for Payment stating that to the best of the Architect's knowledge, information and belief, and on the basis of the Architect's on-site visits and inspections, the Work has been completed in accordance with the Contract Documents and that the entire balance found to be due the Contractor and noted in the final Certificate is due and payable. The Architect's final Certificate for Payment will constitute a further representation that conditions listed in Section 9.10.2 as precedent to the Contractor's being entitled to final payment have been fulfilled.

- .1 If more than one Final Completion inspection is required, the Contractor shall reimburse the Owner for all costs of re-inspections or, at the Owner's option, the costs may be deducted from payments due to the Contractor.
- .2 If the Contractor does not achieve Final Completion within thirty days after Substantial Completion or the timeframe agreed to by the parties in the Certificate of Substantial Completion, whichever is

greater, the Contractor shall be responsible for any additional Architectural fees resulting from the delay.

- .3 If OSE has not previously issued a Certificate of Occupancy for the entire Project, the Parties shall arrange for a representative of OSE to participate in the Final Completion inspection.

§ 9.10.2 Neither final payment nor any remaining retained percentage shall become due until the Contractor submits to the Architect:

- .1 an affidavit that payrolls, bills for materials and equipment, and other indebtedness connected with the Work for which the Owner or the Owner's property might be responsible or encumbered (less amounts withheld by Owner) have been paid or otherwise satisfied,
- .2 a certificate evidencing that insurance required by the Contract Documents to remain in force after final payment is currently in effect,
- .3 a written statement that the Contractor knows of no reason that the insurance will not be renewable to cover the period required by the Contract Documents,
- .4 consent of surety, if any, to final payment,
- .5 documentation of any special warranties, such as manufacturers' warranties or specific Subcontractor warranties,
- .6 if required by the Owner, other data establishing payment or satisfaction of obligations, such as receipts and releases and waivers of liens, claims, security interests, or encumbrances arising out of the Contract, to the extent and in such form as may be designated by the Owner,
- .7 required Training Manuals,
- .8 equipment Operations and Maintenance Manuals,
- .9 any certificates of testing, inspection or approval required by the Contract Documents and not previously provided, and
10. one copy of the Documents required by Section 3.11.

§ 9.10.3 If, after Substantial Completion of the Work, final completion thereof is delayed 60 days through no fault of the Contractor or by issuance of Change Orders affecting final completion, and the Architect so confirms, the Owner shall, upon application by the Contractor and certification by the Architect, and without terminating the Contract, make payment of the balance due for that portion of the Work fully completed, corrected, and accepted. If the remaining balance for Work not fully completed or corrected is less than retainage stipulated in the Contract Documents, and if bonds have been furnished, the written consent of the surety to payment of the balance due for that portion of the Work fully completed and accepted shall be submitted by the Contractor to the Architect prior to certification of such payment. Such payment shall be made under terms and conditions governing final payment, except that it shall not constitute a waiver of Claims.

§ 9.10.4 The making of final payment shall constitute a waiver of Claims by the Owner except those arising from

- .1 liens, Claims, security interests, or encumbrances arising out of the Contract and unsettled;
- .2 failure of the Work to comply with the requirements of the Contract Documents;
- .3 terms of special warranties required by the Contract Documents; or
- .4 audits performed by the Owner, if permitted by the Contract Documents, after final payment.

§ 9.10.5 Acceptance of final payment by the Contractor, a Subcontractor, or a supplier, shall constitute a waiver of claims by that payee except those specific claims in stated amounts that have been previously made in writing and identified by that payee as unsettled at the time of final Application for Payment.

ARTICLE 10 PROTECTION OF PERSONS AND PROPERTY

§ 10.1 Safety Precautions and Programs

The Contractor shall be responsible for initiating, maintaining, and supervising all safety precautions and programs in connection with the performance of the Contract.

§ 10.2 Safety of Persons and Property

§ 10.2.1 The Contractor shall take reasonable precautions for safety of, and shall provide reasonable protection to prevent damage, injury, or loss to

- .1 employees on the Work and other persons who may be affected thereby;
- .2 the Work and materials and equipment to be incorporated therein, whether in storage on or off the site, under care, custody, or control of the Contractor, a Subcontractor, or a Sub-subcontractor; and

- .3 other property at the site or adjacent thereto, such as trees, shrubs, lawns, walks, pavements, roadways, structures, and utilities not designated for removal, relocation, or replacement in the course of construction.

§ 10.2.2 The Contractor shall comply with, and give notices required by applicable laws, statutes, ordinances, codes, rules and regulations, and lawful orders of public authorities, bearing on safety of persons or property or their protection from damage, injury, or loss.

§ 10.2.3 The Contractor shall implement, erect, and maintain, as required by existing conditions and performance of the Contract, reasonable safeguards for safety and protection, including posting danger signs and other warnings against hazards; promulgating safety regulations; and notifying the owners and users of adjacent sites and utilities of the safeguards.

§ 10.2.4 When use or storage of explosives or other hazardous materials or equipment, or unusual methods are necessary for execution of the Work, the Contractor shall exercise utmost care and carry on such activities under supervision of properly qualified personnel.

§ 10.2.5 The Contractor shall promptly remedy damage and loss (other than damage or loss insured under property insurance required by the Contract Documents) to property referred to in Sections 10.2.1.2 and 10.2.1.3 caused in whole or in part by the Contractor, a Subcontractor, a Sub-subcontractor, or anyone directly or indirectly employed by any of them, or by anyone for whose acts they may be liable and for which the Contractor is responsible under Sections 10.2.1.2 and 10.2.1.3. The Contractor may make a Claim for the cost to remedy the damage or loss to the extent such damage or loss is attributable to acts or omissions of the Owner or Architect or anyone directly or indirectly employed by either of them, or by anyone for whose acts either of them may be liable, and not attributable to the fault or negligence of the Contractor. The foregoing obligations of the Contractor are in addition to the Contractor's obligations under Section 3.18.

§ 10.2.6 The Contractor shall designate a responsible member of the Contractor's organization at the site whose duty shall be the prevention of accidents. This person shall be the Contractor's superintendent unless otherwise designated by the Contractor in writing to the Owner and Architect.

§ 10.2.7 The Contractor shall not permit any part of the construction or site to be loaded so as to cause damage or create an unsafe condition.

§ 10.2.8 Injury or Damage to Person or Property

If either party suffers injury or damage to person or property because of an act or omission of the other party, or of others for whose acts such party is legally responsible, notice of the injury or damage, whether or not insured, shall be given to the other party within a reasonable time not exceeding 21 days after discovery. The notice shall provide sufficient detail to enable the other party to investigate the matter.

§ 10.3 Hazardous Materials and Substances

§ 10.3.1 The Contractor is responsible for compliance with any requirements included in the Contract Documents regarding hazardous materials or substances. If the Contractor encounters a hazardous material or substance which was not discoverable as provided in Section 3.2.1 and not addressed in the Contract Documents, and if reasonable precautions will be inadequate to prevent foreseeable bodily injury or death to persons or serious loss to real or personal property resulting from such a material or substance encountered on the site by the Contractor, the Contractor shall, upon recognizing the condition, immediately stop Work in the affected area and notify the Owner and Architect of the condition. Hazardous materials or substances are those hazardous, toxic, or radioactive materials or substances subject to regulations by applicable governmental authorities having jurisdiction, such as, but not limited to, the S.C. Department of Health and Environmental Control, the U.S. Environmental Protection Agency, and the U.S. Nuclear Regulatory Commission.

§ 10.3.2 Upon receipt of the Contractor's notice, the Owner shall obtain the services of a licensed laboratory to verify the presence or absence of the material or substance reported by the Contractor and, in the event such material or substance is found to be present, to cause it to be rendered harmless. Unless otherwise required by the Contract Documents, the Owner shall furnish in writing to the Contractor and Architect the names and qualifications of persons or entities who are to perform tests verifying the presence or absence of the material or substance or who are to perform the task of removal or safe containment of the material or substance. The Contractor and the Architect will

promptly reply to the Owner in writing stating whether or not either has reasonable objection to the persons or entities proposed by the Owner. If either the Contractor or Architect has an objection to a person or entity proposed by the Owner, the Owner shall propose another to whom the Contractor and the Architect have no reasonable objection. When the material or substance has been rendered harmless, Work in the affected area shall resume upon written agreement of the Owner and Contractor. By Change Order, the Contract Time shall be extended appropriately and the Contract Sum shall be increased by the amount of the Contractor's reasonable additional costs of shutdown, delay, and start-up. In the absence of agreement, the Architect will make an interim determination regarding any delay or impact on the Contractor's additional costs. The Architect's interim determination of cost shall adjust the Contract Sum on the same basis as a Change Order, subject to the rights of either party to disagree and assert a Claim in accordance with Article 15.

§ 10.3.3 The Work in the affected area shall be resumed immediately following the occurrence of any one of the following events: (a) the Owner causes remedial work to be performed that results in the absence of hazardous materials or substances; (b) the Owner and the Contractor, by written agreement, decide to resume performance of the Work; or (c) the Work may safely and lawfully proceed, as determined by an appropriate governmental authority or as evidenced by a written report to both the Owner and the Contractor, which is prepared by an environmental engineer reasonably satisfactory to both the Owner and the Contractor.

§ 10.3.4 The Owner shall not be responsible under this Section 10.3 for hazardous materials or substances the Contractor brings to the site unless such materials or substances are required by the Contract Documents. The Owner shall be responsible for hazardous materials or substances required by the Contract Documents, except to the extent of the Contractor's fault or negligence in the use and handling of such materials or substances.

§ 10.3.5 In addition to its obligations under Section 3.1.8, the Contractor shall reimburse the Owner for the cost and expense the Owner incurs (1) for remediation of hazardous materials or substances the Contractor brings to the site and negligently handles, or (2) where the Contractor fails to perform its obligations under Section 10.3.1, except to the extent that the cost and expense are due to the Owner's fault or negligence.

§ 10.3.6 Reserved

§ 10.4 Emergencies

In an emergency affecting safety of persons or property, the Contractor shall act, at the Contractor's discretion, to prevent threatened damage, injury, or loss. Additional compensation or extension of time claimed by the Contractor on account of an emergency shall be determined as provided in Article 15 and Article 7. The Contractor shall immediately give the Owner and Architect notice of the emergency. This initial notice may be oral followed within five (5) days by a written notice setting forth the nature and scope of the emergency. Within fourteen (14) days of the start of the emergency, the Contractor shall give the Architect a written estimate of the cost and probable effect of delay on the progress of the Work.

ARTICLE 11 INSURANCE AND BONDS

§ 11.1 Contractor's Insurance and Bonds

§ 11.1.1 The Contractor shall purchase and maintain insurance of the types and limits of liability, containing the endorsements, and subject to the terms and conditions, as described in the Agreement or elsewhere in the Contract Documents. The Contractor shall purchase and maintain the required insurance from an insurance company or insurance companies lawfully authorized to issue insurance in the jurisdiction where the Project is located. The Owner, Architect, and Architect's consultants shall be named as additional insureds under the Contractor's commercial general liability policy or as otherwise described in the Contract Documents.

§ 11.1.2 The Contractor shall provide surety bonds of the types, for such penal sums, and subject to such terms and conditions as required by the Contract Documents. The Contractor shall purchase and maintain the required bonds from a company or companies lawfully authorized to issue surety bonds in the jurisdiction where the Project is located.

§ 11.1.3 Upon the request of any person or entity appearing to be a potential beneficiary of bonds covering payment of obligations arising under the Contract, the Contractor shall promptly furnish a copy of the bonds or shall authorize a copy to be furnished.

§ 11.1.4 Failure to Purchase Required Property Insurance. If the Contractor fails to purchase and maintain the required property insurance, with all of the coverages and in the amounts described in the Agreement or elsewhere in the

Init.

Contract Documents, the Contractor shall inform the Owner in writing prior to commencement of the Work. Upon receipt of notice from the Contractor, the Owner may delay commencement of the Work and may obtain insurance that will protect the interests of the Owner in the Work. When the failure to provide coverage has been cured or resolved, the Contract Sum and Contract Time shall not be equitably adjusted. In the event the Contractor fails to procure coverage, the Contractor waives all rights against the Owner to the extent the loss to the Contractor (including Subcontractors and Sub-subcontractors) would have been covered by the insurance to have been procured by the Contractor. The cost of the insurance shall be charged to the Contractor by a Change Order. If the Contractor does not provide written notice, and the Owner is damaged by the failure or neglect of the Contractor to purchase or maintain the required insurance, the Contractor shall reimburse the Owner for all reasonable costs and damages attributable thereto.

§ 11.1.5 Notice of Cancellation or Expiration of Contractor's Required Insurance. Within three (3) business days of the date the Contractor becomes aware of an impending or actual cancellation or expiration of any insurance required by the Contract Documents, the Contractor shall provide notice to the Owner and all additional insureds of such impending or actual cancellation or expiration. Unless the lapse in coverage arises from an act or omission of the Owner: (1) the Owner, upon receipt of notice from the Contractor, shall have the right to stop the Work until the lapse in coverage has been cured by the procurement of replacement coverage by either the Owner or the Contractor; (2) the Contract Time and Contract Sum shall not be equitably adjusted; and (3) the Contractor waives all rights against the Owner to the extent any loss to the Contractor, Subcontractors, and Sub-subcontractors would have been covered by the insurance had it not expired or been cancelled. If the Owner purchases replacement coverage, the cost of the insurance shall be charged to the Contractor by an appropriate Change Order. The furnishing of notice by the Contractor shall not relieve the Contractor of any contractual obligation to provide any required coverage.

§ 11.2 Owner's Insurance

§ 11.2.1 The Owner shall purchase and maintain insurance of the types and limits of liability, containing the endorsements, and subject to the terms and conditions, as described in the Agreement or elsewhere in the Contract Documents. The Owner shall purchase and maintain the required insurance from an insurance company or insurance companies lawfully authorized to issue insurance in the jurisdiction where the Project is located.

§ 11.2.2 Reserved

§ 11.2.3 Reserved

§ 11.3 Waivers of Subrogation

§ 11.3.1 The Owner and Contractor waive all rights against (1) each other and any of their subcontractors, sub-subcontractors, agents, and employees, each of the other; (2) the Architect and Architect's consultants; and (3) Separate Contractors, if any, and any of their subcontractors, sub-subcontractors, agents, and employees, for damages caused by fire, or other causes of loss, to the extent those losses are covered by property insurance required by the Agreement or other property insurance applicable to the Project, except such rights as they have to proceeds of such insurance. The Owner or Contractor, as appropriate, shall require similar written waivers in favor of the individuals and entities identified above from the Architect, Architect's consultants, Separate Contractors, subcontractors, and sub-subcontractors. The policies of insurance purchased and maintained by each person or entity agreeing to waive claims pursuant to this section 11.3.1 shall not prohibit this waiver of subrogation. This waiver of subrogation shall be effective as to a person or entity (1) even though that person or entity would otherwise have a duty of indemnification, contractual or otherwise, (2) even though that person or entity did not pay the insurance premium directly or indirectly, or (3) whether or not the person or entity had an insurable interest in the damaged property.

§ 11.3.2 If during the Project construction period the Owner insures properties, real or personal or both, at or adjacent to the site by property insurance under policies separate from those insuring the Project, or if after final payment property insurance is to be provided on the completed Project through a policy or policies other than those insuring the Project during the construction period, to the extent permissible by such policies, the Owner waives all rights in accordance with the terms of Section 11.3.1 for damages caused by fire or other causes of loss covered by this separate property insurance.

§ 11.3.3 Limitation on the Owner's Waiver of Subrogation

South Carolina law prohibits the State from indemnifying a private party. Accordingly, and notwithstanding anything in the Agreement to the contrary, including but not limited to Sections 11.3.1, 11.3.2, and 11.4, the Owner cannot and

Init.

does not waive subrogation to the extent any losses are covered by insurance provided by the South Carolina Insurance Reserve Fund.

§ 11.4 Loss of Use, Business Interruption, and Delay in Completion Insurance

The Owner, at the Owner's option, may purchase and maintain insurance that will protect the Owner against loss of use of the Owner's property, or the inability to conduct normal operations, due to fire or other causes of loss. The Owner waives all rights of action against the Contractor and Architect for loss of use of the Owner's property, due to fire or other hazards however caused.

§ 11.5 Adjustment and Settlement of Insured Loss

§ 11.5.1 A loss insured under the property insurance required by the Agreement shall be adjusted by the Contractors as fiduciary and made payable to the Contractor as fiduciary for the insureds, as their interests may appear, subject to requirements of any applicable mortgagee clause and of Section 11.5.2. The Contractor shall pay the Architect and Owner their just shares of insurance proceeds received by the Contractor, and by appropriate agreements the Architect and Owner shall make payments to their consultants and separate contractors in similar manner.

§ 11.5.2 Prior to settlement of an insured loss, the Contractor shall notify the Owner of the terms of the proposed settlement as well as the proposed allocation of the insurance proceeds. The Owner shall have 14 days from receipt of notice to object to the proposed settlement or allocation of the proceeds. If the Owner does not object, the Contractor shall settle the loss and the Owner shall be bound by the settlement and allocation. Upon receipt, the Contractor shall deposit the insurance proceeds in a separate account and make the appropriate distributions. Thereafter, if no other agreement is made or the Owner does not terminate the Contract for convenience, the Owner and Contractor shall execute a Change Order for reconstruction of the damaged or destroyed Work in the amount allocated for that purpose. If the Owner timely objects to either the terms of the proposed settlement or the allocation of the proceeds, the Contractor may proceed to settle the insured loss, and any dispute between the Owner and Contractor arising out of the settlement or allocation of the proceeds shall be resolved pursuant to Article 15. Pending resolution of any dispute, the Owner may issue a Construction Change Directive for the reconstruction of the damaged or destroyed Work.

§ 11.5.3 If required in writing by a party in interest, the Contractor as fiduciary shall, upon occurrence of an insured loss, give bond for proper performance of the Contractor's duties. The cost of required bonds shall be charged against proceeds received as fiduciary. The Contractor shall deposit in a separate account proceeds so received, which the Contractor shall distribute in accordance with such agreement as the parties in interest may reach. If after such loss no other special agreement is made and unless the Owner terminates the Contract for convenience, replacement of damaged property shall be performed by the Contractor.

ARTICLE 12 UNCOVERING AND CORRECTION OF WORK

§ 12.1 Uncovering of Work

§ 12.1.1 If a portion of the Work is covered contrary to the requirements specifically expressed in the Contract Documents, including inspections of work-in-progress required by all authorities having jurisdiction over the Project, it must, upon demand of the Architect or authority having jurisdiction, be uncovered for observation/inspection and be replaced at the Contractor's expense without change in the Contract Time.

§ 12.1.2 If a portion of the Work has been covered that the Architect has not specifically requested to examine prior to its being covered, the Architect may request to see such Work and it shall be uncovered by the Contractor. If such Work is in accordance with the Contract Documents, the Contractor shall be entitled to an equitable adjustment to the Contract Sum and Contract Time as may be appropriate. If such Work is not in accordance with the Contract Documents, the costs of uncovering the Work, and the cost of correction, shall be at the Contractor's expense unless the condition was caused by the Owner or a Separate Contractor in which event the Owner shall be responsible for payment of such costs.

§ 12.2 Correction of Work

§ 12.2.1 Before Substantial Completion

The Contractor shall promptly correct Work rejected by the Architect or failing to conform to the requirements of the Contract Documents, discovered before Substantial Completion and whether or not fabricated, installed or completed. Costs of correcting such rejected Work, including additional testing and inspections, the cost of uncovering and replacement, and compensation for the Architect's services and expenses made necessary thereby, shall be at the Contractor's expense.

Init.

- .1 If the Contractor, a Subcontractor, or anyone for whom either is responsible, uses or damages any portion of the Work, including, without limitation, mechanical, electrical, plumbing, and other building systems, machinery, equipment, or other mechanical device, the Contractor shall cause such item to be restored to "like new" condition at no expense to the Owner.

§ 12.2.2 After Substantial Completion

§ 12.2.2.1 In addition to the Contractor's obligations under Section 3.5, if, within one year after the date of Substantial Completion of the Work or designated portion thereof or after the date for commencement of warranties established under Section 9.9.1, or by terms of any applicable special warranty required by the Contract Documents, any of the Work is found to be not in accordance with the requirements of the Contract Documents, the Contractor shall correct it promptly after receipt of notice from the Owner to do so, unless the Owner has previously given the Contractor a written acceptance of such condition. The Owner shall give such notice promptly after discovery of the condition. During the one-year period for correction of Work, if the Owner fails to notify the Contractor and give the Contractor an opportunity to make the correction, the Owner waives the rights to require correction by the Contractor. If the Contractor fails to correct nonconforming Work within a reasonable time during that period after receipt of notice from the Owner or Architect, the Owner may correct it in accordance with Section 2.5.

§ 12.2.2.2 The one-year period for correction of Work shall be extended with respect to portions of Work first performed after Substantial Completion by the period of time between Substantial Completion and the actual completion of that portion of the Work.

§ 12.2.2.3 The one-year period for correction of Work shall not be extended by corrective Work performed by the Contractor pursuant to this Section 12.2 unless otherwise provided in the Contract Documents.

§ 12.2.3 The Contractor shall remove from the site portions of the Work that are not in accordance with the requirements of the Contract Documents and are neither corrected by the Contractor nor accepted by the Owner.

§ 12.2.4 The Contractor shall bear the cost of correcting destroyed or damaged construction of the Owner or Separate Contractors, whether completed or partially completed, caused by the Contractor's correction or removal of Work that is not in accordance with the requirements of the Contract Documents.

§ 12.2.5 Nothing contained in this Section 12.2 shall be construed to establish a period of limitation with respect to other obligations the Contractor has under the Contract Documents. Establishment of the one-year period for correction of Work as described in Section 12.2.2 relates only to the specific obligation of the Contractor to correct the Work, and has no relationship to the time within which the obligation to comply with the Contract Documents may be sought to be enforced, nor to the time within which proceedings may be commenced to establish the Contractor's liability with respect to the Contractor's obligations other than specifically to correct the Work.

§ 12.3 Acceptance of Nonconforming Work

If the Owner prefers to accept Work that is not in accordance with the requirements of the Contract Documents, the Owner may do so instead of requiring its removal and correction, in which case the Contract Sum will be reduced as appropriate and equitable. Such adjustment shall be effected whether or not final payment has been made.

ARTICLE 13 MISCELLANEOUS PROVISIONS

§ 13.1 Governing Law

§ 13.1.1 The Contract, any dispute, claim, or controversy relating to the Contract, and all the rights and obligations of the parties shall, in all respects, be interpreted, construed, enforced and governed by and under the laws of the State of South Carolina, except its choice of law rules.

§ 13.1.2 This Contract is formed pursuant to and governed by the South Carolina Consolidated Procurement Code and is deemed to incorporate all applicable provisions thereof and the ensuing regulations.

§ 13.2 Successors and Assigns

The Owner and Contractor respectively bind themselves, their partners, successors, assigns, and legal representatives to covenants, agreements, and obligations contained in the Contract Documents. Neither party to the Contract shall assign the Contract as a whole, or in part, without written consent of the other and then only in accordance with and as permitted by Regulation 19-445.2180 of the South Carolina Code of Regulations, as amended. If either party attempts

Init.

to make an assignment without such consent, that party shall nevertheless remain legally responsible for all obligations under the Contract.

§ 13.3 Rights and Remedies

§ 13.3.1 Unless expressly provided otherwise, duties and obligations imposed by the Contract Documents and rights and remedies available thereunder shall be in addition to and not a limitation of duties, obligations, rights, and remedies otherwise imposed or available by law.

§ 13.3.2 No action or failure to act by the Owner, Architect, or Contractor shall constitute a waiver of a right or duty afforded them under the Contract, nor shall such action or failure to act constitute approval of or acquiescence in a breach thereunder, except as may be specifically agreed upon in writing.

§ 13.3.3 Notwithstanding Section 9.10.4, the rights and obligations which, by their nature, would continue beyond the termination, cancellation, rejection, or expiration of this contract shall survive such termination, cancellation, rejection, or expiration, including, but not limited to, the rights and obligations created by the following clauses:

- 1.5 Ownership and Use of Drawings, Specifications and Other Instruments of Service;
- 3.5 Warranty
- 3.17 Royalties, Patents and Copyrights
- 3.18 Indemnification
- 7.5 Pricing Data and Audit
- A.3.2.2 Contractor's Liability Insurance (A101, Exhibit A)
- A.3.5 Performance and Payment Bond (A101, Exhibit A)
- 15.1.7 Claims for Listed Damages
- 15.1.8 Waiver of Claims Against the Architect
- 15.6 Dispute Resolution
- 15.6.5 Service of Process

§ 13.4 Tests and Inspections

§ 13.4.1 Tests, inspections, and approvals of portions of the Work shall be made as required by the Contract Documents and by applicable laws, statutes, ordinances, codes, rules, and regulations or lawful orders of public authorities. Unless otherwise provided, the Contractor shall make arrangements for such tests, inspections, and approvals with an independent testing laboratory or entity acceptable to the Owner, or with the appropriate public authority, and shall bear all related costs of tests, inspections, and approvals. The Contractor shall give the Owner and Architect timely notice of when and where tests and inspections are to be made so that they may be present for such procedures. The Owner shall bear costs of tests, inspections, or approvals that do not become requirements until after bids are received or negotiations concluded. The Owner shall directly arrange and pay for tests, inspections, or approvals where building codes or applicable laws or regulations so require.

- .1 Inspection, Special Inspections, and testing requirements, if any, as required by the ICC series of Building Codes shall be purchased by the Owner.
- .2 Contractor shall schedule and request inspections in an orderly and efficient manner and shall notify the Owner whenever the Contractor schedules an inspection. Contractor shall be responsible for the cost of inspections scheduled and conducted without the Owner's knowledge and for any increase in the cost of inspections resulting from the inefficient scheduling of inspections.

§ 13.4.2 If the Architect, Owner, or public authorities having jurisdiction determine that portions of the Work require additional testing, inspection, or approval not included under Section 13.4.1, the Architect will, upon written authorization from the Owner, instruct the Contractor to make arrangements for such additional testing, inspection, or approval, by an entity acceptable to the Owner, and the Contractor shall give timely notice to the Owner and Architect of when and where tests and inspections are to be made so that the Architect may be present for such procedures. Such costs, except as provided in Section 13.4.3, shall be at the Owner's expense.

§ 13.4.3 If procedures for testing, inspection, or approval under Sections 13.4.1 and 13.4.2 reveal failure of the portions of the Work to comply with requirements established by the Contract Documents, all costs made necessary by such failure, including those of repeated procedures and compensation for the Architect's services and expenses, shall be at the Contractor's expense and shall be deducted from future Applications of Payment.

Init.

§ 13.4.4 Required certificates of testing, inspection, or approval shall, unless otherwise required by the Contract Documents, be secured by the Contractor and promptly delivered to the Architect.

§ 13.4.5 If the Architect is to observe tests, inspections, or approvals required by the Contract Documents, the Architect will do so promptly and, where practicable, at the normal place of testing.

§ 13.4.6 Tests or inspections conducted pursuant to the Contract Documents shall be made promptly to avoid unreasonable delay in the Work.

§ 13.5 Interest

Payments due to the Contractor and unpaid under the Contract Documents shall bear interest only if and to the extent allowed by S.C. Code Ann. §§ 29-6-10 through 29-6-60. Amounts due to the Owner shall bear interest at the rate of one percent a month or a pro rata fraction thereof on the unpaid balance as may be due.

§ 13.6 Procurement of Materials by Owner

The Contractor accepts assignment of all purchase orders and other agreements for procurement of materials and equipment by the Owner that are identified as part of the Contract Documents. The Contractor shall, upon delivery, be responsible for the storage, protection, proper installation, and preservation of such Owner purchased items, if any, as if the Contractor were the original purchaser. The Contract Sum includes, without limitation, all costs and expenses in connection with delivery, storage, insurance, installation, and testing of items covered in any assigned purchase orders or agreements. Unless the Contract Documents specifically provide otherwise, all Contractor warranty of workmanship and correction of the Work obligations under the Contract Documents shall apply to the Contractor's installation of and modifications to any Owner purchased items.

§ 13.7 Interpretation of Building Codes

As required by S.C. Code Ann. § 10-1-180, OSE shall determine the enforcement and interpretation of all building codes and referenced standards on state buildings. The Contractor shall refer any questions, comments, or directives from local officials to the Owner and OSE for resolution.

§ 13.8 Minority Business Enterprises

Contractor shall notify Owner of each Minority Business Enterprise (MBE) providing labor, materials, equipment, or supplies to the Project under a contract with the Contractor. Contractor's notification shall be via the first monthly status report submitted to the Owner after execution of the contract with the MBE. For each such MBE, the Contractor shall provide the MBE's name, address, and telephone number, the nature of the work to be performed or materials or equipment to be supplied by the MBE, whether the MBE is certified by the South Carolina Office of Small and Minority Business Assistance, and the value of the contract.

§ 13.9 Illegal Immigration

Contractor certifies and agrees that it will comply with the applicable requirements of Title 8, Chapter 14 of the South Carolina Code of Laws and agrees to provide to the State upon request any documentation required to establish either: (a) that Title 8, Chapter 14 is inapplicable both to Contractor and its subcontractors or sub-subcontractors; or (b) that Contractor and its subcontractors or sub-subcontractors are in compliance with Title 8, Chapter 14. Pursuant to Section 8-14-60, "A person who knowingly makes or files any false, fictitious, or fraudulent document, statement, or report pursuant to this chapter is guilty of a felony and, upon conviction, must be fined within the discretion of the court or imprisoned for not more than five years, or both." Contractor agrees to include in any contracts with its subcontractor's language requiring its subcontractors to (a) comply with the applicable requirements of Title 8, Chapter 14, and (b) include in their contracts with the sub-subcontractor's language requiring the sub-subcontractors to comply with the applicable requirements of Title 8, Chapter 14. (An overview is available at www.procurement.sc.gov)

§ 13.10 Drug-Free Workplace

The Contractor must comply with the Drug-Free Workplace Act, S.C. Code Ann. §§ 44-107-10, et seq. The Contractor certifies to the Owner that Contractor will provide a Drug-Free Workplace, as defined by S.C. Code Ann. § 44-107-20(1).

§ 13.11 False Claims

According to S.C. Code Ann. § 16-13-240, "a person who by false pretense or representation obtains the signature of a person to a written instrument or obtains from another person any chattel, money, valuable security, or other property, real or personal, with intent to cheat and defraud a person of that property is guilty" of a crime.

§ 13.12 Prohibited Acts

It is unlawful for a person charged with disbursements of state funds appropriated by the General Assembly to exceed the amounts and purposes stated in the appropriations. (§ 11-9-20) It is unlawful for an authorized public officer to enter into a contract for a purpose in which the sum is in excess of the amount appropriated for that purpose. It is unlawful for an authorized public officer to divert or appropriate the funds arising from any tax levied and collected for any one fiscal year to the payment of an indebtedness contracted or incurred for a previous year. (§ 11-1-40)

§ 13.13 Open Trade (Jun 2015)

During the contract term, including any renewals or extensions, Contractor will not engage in the boycott of a person or an entity based in or doing business with a jurisdiction with whom South Carolina can enjoy open trade, as defined in S.C. Code Ann. § 11-35-5300.

ARTICLE 14 TERMINATION OR SUSPENSION OF THE CONTRACT

§ 14.1 Termination by the Contractor

§ 14.1.1 The Contractor may terminate the Contract if the Work is stopped for a period of 45 consecutive days through no act or fault of the Contractor, a Subcontractor, a Sub-subcontractor, their agents or employees, or any other persons or entities performing portions of the Work, for any of the following reasons:

- .1 Issuance of an order of a court or other public authority having jurisdiction that requires substantially all Work to be stopped; or
- .2 An act of government, such as a declaration of national emergency, that requires all Work to be stopped;
- .3 Because the Architect has not issued a Certificate for Payment and has not notified the Contractor of the reason for withholding certification as provided in Section 9.4.1, or because the Owner has not made payment on a Certificate for Payment within the time stated in the Contract Documents and the Contractor has stopped work in accordance with Section 9.7.

§ 14.1.2 The Contractor may terminate the Contract if, through no act or fault of the Contractor, a Subcontractor, a Sub-subcontractor, their agents or employees, or any other persons or entities performing portions of the Work, repeated suspensions, delays, or interruptions of the entire Work by the Owner as described in Section 14.3, constitute in the aggregate more than 100 percent of the total number of days scheduled for completion, or 120 days in any 365-day period, whichever is less.

§ 14.1.3 If one of the reasons described in Section 14.1.1 or 14.1.2 exists, the Contractor may, upon seven days' notice to the Owner and Architect, terminate the Contract and recover from the Owner payment for Work executed, as well as reasonable overhead and profit, and costs incurred by reason of such termination.

§ 14.1.4 If the Work is stopped for a period of 60 consecutive days through no act or fault of the Contractor, a Subcontractor, a Sub-subcontractor, or their agents or employees or any other persons or entities performing portions of the Work because the Owner has persistently failed to fulfill the Owner's obligations under the Contract Documents with respect to matters important to the progress of the Work, the Contractor may, upon seven additional days' notice to the Owner and the Architect, terminate the Contract and recover from the Owner as provided in Section 14.1.3.

§ 14.2 Termination by the Owner for Cause

§ 14.2.1 The Owner may terminate the Contract if the Contractor

- .1 repeatedly refuses or fails to supply enough properly skilled workers or proper materials, or otherwise fails to prosecute the Work, or any separable part of the Work, with the diligence, resources and skill that will ensure its completion within the time specified in the Contract Documents, including any authorized adjustments;
- .2 fails to make payment to Subcontractors or suppliers in accordance with the Contract Documents and the respective agreements between the Contractor and the Subcontractors or suppliers;
- .3 repeatedly disregards applicable laws, statutes, ordinances, codes, rules and regulations, or lawful orders of a public authority; or
- .4 otherwise is guilty of substantial breach of a provision of the Contract Documents.

§ 14.2.2 When any of the reasons described in Section 14.2.1 exist, the Owner may, without prejudice to any other rights or remedies of the Owner and after giving the Contractor and the Contractor's surety, if any, seven days' notice, terminate employment of the Contractor and may, subject to any prior rights of the surety:

- .1 Exclude the Contractor from the site and take possession of all materials, equipment, tools, and construction equipment and machinery thereon owned by the Contractor;
- .2 Accept assignment of subcontracts pursuant to Section 5.4; and
- .3 Finish the Work by whatever reasonable method the Owner may deem expedient. Upon written request of the Contractor, the Owner shall furnish to the Contractor a detailed accounting of the costs incurred by the Owner in finishing the Work.

§ 14.2.3 When the Owner terminates the Contract for one of the reasons stated in Section 14.2.1, the Contractor shall not be entitled to receive further payment until the Work is finished.

§ 14.2.4 If the unpaid balance of the Contract Sum exceeds costs of finishing the Work, including compensation for the Architect's services and expenses made necessary thereby, and other damages incurred by the Owner and not expressly waived, such excess shall be paid to the Contractor. If such costs and damages exceed the unpaid balance, the Contractor shall pay the difference to the Owner. The amount to be paid to the Contractor or Owner, as the case may be, shall be certified by the Architect, upon application, and this obligation for payment shall survive termination of the Contract.

§ 14.2.5 If, after termination for cause, it is determined that the Owner lacked justification to terminate under Section 14.2.1, or that the Contractor's default was excusable, or that the termination for cause was affected by any other error, then Owner and Contractor agree that the termination shall be conclusively deemed to be one for the convenience of the Owner, and the rights and obligations of the parties shall be the same as if the termination had been issued for in Section 14.4.

§ 14.3 Suspension by the Owner for Convenience

§ 14.3.1 The Owner may, without cause, order the Contractor in writing to suspend, delay or interrupt the Work, in whole or in part for such period of time as the Owner may determine.

§ 14.3.2 The Contract Sum and Contract Time shall be adjusted for increases in the cost and time caused by suspension, delay, or interruption under Section 14.3.1. No adjustment shall be made to the extent

- .1 that performance is, was, or would have been, so suspended, delayed, or interrupted, by another cause for which the Contractor is responsible; or
- .2 that an equitable adjustment is made or denied under another provision of the Contract.

§ 14.4 Termination by the Owner for Convenience

§ 14.4.1 The Owner may, at any time, terminate the Contract in whole or in part for the Owner's convenience and without cause. The Owner shall give notice of the termination to the Contractor specifying the part of the Contract terminated and when termination becomes effective.

§ 14.4.2 Upon receipt of notice from the Owner of such termination for the Owner's convenience, the Contractor shall

- .1 cease operations as directed by the Owner in the notice;
- .2 take actions necessary, or that the Owner may direct, for the protection and preservation of the Work;
- .3 except for Work directed to be performed prior to the effective date of termination stated in the notice, terminate all existing subcontracts and purchase orders and enter into no further subcontracts and purchase orders; and
- .4 complete the performance of the Work not terminated, if any.

§ 14.4.3 In case of such termination for the Owner's convenience, the Owner shall pay the Contractor for Work properly executed; costs incurred by reason of the termination, including costs attributable to termination of Subcontracts; and any other adjustments otherwise set forth in the Agreement.

§ 14.4.4 Contractor's failure to include an appropriate termination for convenience clause in any subcontract shall not (i) affect the Owner's right to require the termination of a subcontract, or (ii) increase the obligation of the Owner beyond what it would have been if the subcontract had contained an appropriate clause.

§ 14.4.5 Upon written consent of the Contractor, the Owner may reinstate the terminated portion of this Contract in whole or in part by amending the notice of termination if it has been determined that:

- .1 the termination was due to withdrawal of funding by the General Assembly, Governor, or State Fiscal Accountability Authority or the need to divert project funds to respond to an emergency as defined by Regulation 19-445.2110(B) of the South Carolina Code of Regulations, as amended;

Init.

- .2 funding for the reinstated portion of the Work has been restored;
- .3 circumstances clearly indicate a requirement for the terminated Work; and
- .4 reinstatement of the terminated work is advantageous to the Owner.

ARTICLE 15 CLAIMS AND DISPUTES

§ 15.1 Claims

§ 15.1.1 Definition

A Claim is a demand or assertion by one of the parties seeking, as a matter of right, payment of money, a change in the Contract Time, or other relief with respect to the terms of the Contract. The term "Claim" also includes other disputes and matters in question between the Owner and Contractor arising out of or relating to the Contract. A voucher, invoice, payment application or other routine request for payment that is not in dispute when submitted is not a Claim under this definition. The responsibility to substantiate Claims shall rest with the party making the Claim. This Section 15.1.1 does not require the Owner to file a Claim in order to impose liquidated damages in accordance with the Contract Documents.

§ 15.1.2 Reserved

§ 15.1.3 Notice of Claims

§ 15.1.3.1 Claims by either the Owner or Contractor, where the condition giving rise to the Claim is first discovered prior to expiration of the period for correction of the Work set forth in Section 12.2.2, shall be initiated by notice to the other party and to the Architect. Such notice shall include sufficient information to advise the Architect and other party of the circumstances giving rise to the Claim, the specific contractual adjustment or relief requested and the basis of such request. Claims by either party under this Section 15.1.3.1 shall be initiated within 21 days after occurrence of the event giving rise to such Claim or within 21 days after the claimant first recognizes the condition giving rise to the Claim, whichever is later except as stated for adverse weather days in Section 15.1.6.2. By failing to give written notice of a Claim within the time required by this Section, a party expressly waives its Claim.

§ 15.1.3.2 Claims by either the Owner or Contractor, where the condition giving rise to the Claim is first discovered after expiration of the period for correction of the Work set forth in Section 12.2.2, shall be initiated by notice to the other party. In such event, no decision by the Architect is required.

§ 15.1.4 Continuing Contract Performance

§ 15.1.4.1 Pending final resolution of a Claim, including any administrative review allowed under Section 15.6, except as otherwise agreed in writing or as provided in Section 9.7 and Article 14, the Contractor shall proceed diligently with performance of the Contract and the Owner shall continue to make payments in accordance with the Contract Documents.

§ 15.1.4.2 The Contract Sum and Contract Time shall be adjusted in accordance with the Architect's decision, subject to the right of either party to proceed in accordance with this Article 15. The Architect will issue Certificates for Payment in accordance with the decision of the Initial Decision Maker.

§ 15.1.5 Claims for Additional Cost

If the Contractor wishes to make a Claim for an increase in the Contract Sum, notice as provided in Section 15.1.3 shall be given before proceeding to execute the portion of the Work that is the subject of the Claim. Prior notice is not required for Claims relating to an emergency endangering life or property arising under Section 10.4.

§ 15.1.6 Claims for Additional Time

§ 15.1.6.1 If the Contractor wishes to make a Claim for an increase in the Contract Time, notice as provided in Section 15.1.3 shall be given. The Contractor's Claim shall include an estimate of cost and of probable effect of delay on progress of the Work. In the case of a continuing delay, only one Claim is necessary. Claims for an increase in the Contract Time shall be based on one additional calendar day for each full calendar day that the Contractor is prevented from working.

§ 15.1.6.2 If adverse weather conditions are the basis for a Claim for additional time, such Claim shall be documented by data substantiating that weather conditions were abnormal for the period of time, could not have been reasonably anticipated, and had an adverse effect on the scheduled construction.

- .1 Claims for adverse weather shall be based on actual weather conditions at the job site or other place of performance of the Work, as documented in the Contractor's job site log.

Init.

- 2 For the purpose of this Contract, a total of five (5) days per calendar month (non-cumulative) shall be anticipated as "adverse weather" at the job site, and such time will not be considered justification for an extension of time. If, in any month, adverse weather develops beyond the five (5) days, the Contractor shall be allowed to claim additional days to compensate for the excess weather delays only to the extent of the impact on the approved construction schedule and days the Contractor was already scheduled to work. The remedy for this condition is for an extension of time only and is exclusive of all other rights and remedies available under the Contract Documents or imposed or available by law.
- 3 The Contractor shall submit monthly with their pay application all Claims for adverse weather conditions that occurred during the previous month. The Architect shall review each monthly submittal in accordance with Section 15.5 and inform the Contractor and the Owner promptly of its evaluation. Approved days shall be included in the next Change Order issued by the Architect. Adverse weather conditions not claimed within the time limits of this Subparagraph shall be considered to be waived by the Contractor. Claims will not be allowed for adverse weather days that occur after the scheduled (original or adjusted) date of Substantial Completion.

§ 15.1.6.3 Claims for increase in the Contract Time shall set forth in detail the circumstances that form the basis for the Claim, the date upon which each cause of delay began to affect the progress of the Work, the date upon which each cause of delay ceased to affect the progress of the work, and the number of days increase in the Contract Time claimed as a consequence of each such cause of delay. The Contractor shall provide such supporting documentation as the Owner may require including, where appropriate, a revised construction schedule indicating all the activities affected by the circumstances forming the basis of the Claim.

§ 15.1.6.4 The Contractor shall not be entitled to a separate increase in the Contract Time for each one of the number of causes of delay which may have concurrent or interrelated effects on the progress of the Work, or for concurrent delays due to the fault of the Contractor.

§ 15.1.7 Claims for Listed Damages

Notwithstanding any other provision of the Contract Documents, including Section 1.2.1, but subject to a duty of good faith and fair dealing, the Contractor and Owner waive Claims against each other for listed damages arising out of or relating to this Contract.

§ 15.1.7.1 For the Owner, listed damages are (i) lost revenue and profit, (ii) losses resulting from injury to business or reputation, (iii) additional or escalated overhead and administration expenses, (iv) additional financing costs, (v) costs suffered by a third party unable to commence work, (vi) attorney's fees, (vii) any interest, except to the extent allowed by Section 13.5 (Interest), (viii) lost revenue and profit for lost use of the property, (ix) costs resulting from lost productivity or efficiency.

§ 15.1.7.2 For the Contractor, listed damages are (i) lost revenue and profit, (ii) losses resulting from injury to business or reputation, (iii) additional or escalated overhead and administration expenses, (iv) additional financing costs, (v) attorney's fees, (vi) any interest, except to the extent allowed by Section 13.5 (Interest); (vii) unamortized equipment costs; and, (viii) losses incurred by subcontractors for the types of damages the Contractor has waived as against the Owner. Without limitation, this mutual waiver is applicable to all damages due to either party's termination in accordance with Article 14.

§ 15.1.7.3 Nothing contained in this Section shall be deemed to preclude an award of liquidated damages, when applicable, in accordance with the requirements of the Contract Documents. This mutual waiver is not applicable to amounts due or obligations under Section 3.18 (Indemnification).

§ 15.1.8 Waiver of Claims Against the Architect

Notwithstanding any other provision of the Contract Documents, including Section 1.2.1, but subject to a duty of good faith and fair dealing, the Contractor waives all claims against the Architect and any other design professionals who provide design and/or project management services to the Owner, either directly or as independent contractors or subcontractors to the Architect, for listed damages arising out of or relating to this Contract. The listed damages are (i) lost revenue and profit, (ii) losses resulting from injury to business or reputation, (iii) additional or escalated overhead and administration expenses, (iv) additional financing costs, (v) attorney's fees, (vi) any interest; (vii) unamortized equipment costs; and, (viii) losses incurred by subcontractors for the types of damages the Contractor has waived as against the Owner. This mutual waiver is not applicable to amounts due or obligations under Section 3.18 (Indemnification).

Init.

§ 15.2 Reserved

§ 15.3 Reserved

§ 15.4 Reserved

§ 15.5 Claim and Disputes - Duty of Cooperation, Notice, and Architects Initial Decision

§ 15.5.1 Contractor and Owner are fully committed to working with each other throughout the Project to avoid or minimize Claims. To further this goal, Contractor and Owner agree to communicate regularly with each other and the Architect at all times notifying one another as soon as reasonably possible of any issue that if not addressed may cause loss, delay, and/or disruption of the Work. If Claims do arise, Contractor and Owner each commit to resolving such Claims in an amicable, professional, and expeditious manner to avoid unnecessary losses, delays, and disruptions to the Work.

§ 15.5.2 Claims shall first be referred to the Architect for initial decision. An initial decision shall be required as a condition precedent to resolution pursuant to Section 15.6 of any Claim arising prior to the date of final payment, unless 30 days have passed after the Claim has been referred to the Architect with no decision having been rendered, or after all the Architect's requests for additional supporting data have been answered, whichever is later. The Architect will not address Claims between the Contractor and persons or entities other than the Owner.

§ 15.5.3 The Architect will review Claims and within ten days of the receipt of a Claim (1) request additional supporting data from the claimant or a response with supporting data from the other party or (2) render an initial decision in accordance with Section 15.5.5.

§ 15.5.4 If the Architect requests a party to provide a response to a Claim or to furnish additional supporting data, such party shall respond, within ten days after receipt of such request, and shall either (1) provide a response on the requested supporting data, (2) advise the Architect when the response or supporting data will be furnished or (3) advise the Architect that all supporting data has already been provided. Upon receipt of the response or supporting data, the Architect will render an initial decision in accordance with Section 15.5.5.

§ 15.5.5 The Architect will render an initial decision in writing; (1) stating the reasons therefor; and (2) notifying the parties of any change in the Contract Sum or Contract Time or both. The Architect will deliver the initial decision to the parties within two weeks of receipt of any response or supporting data requested pursuant to Section 16.4 or within such longer period as may be mutually agreeable to the parties. If the parties accept the initial decision, the Architect shall prepare a Change Order with appropriate supporting documentation for the review and approval of the parties and the Office of State Engineer. If either the Contractor, Owner, or both, disagree with the initial decision, the Contractor and Owner shall proceed with dispute resolution in accordance with the provisions of Section 15.6.

§ 15.5.6 In the event of a Claim against the Contractor, the Owner may, but is not obligated to, notify the surety, if any, of the nature and amount of the Claim. If the Claim relates to a possibility of a Contractor's default, the Owner may, but is not obligated to, notify the surety and request the surety's assistance in resolving the controversy.

§ 15.6 Dispute Resolution

§ 15.6.1 If a Claim is not resolved pursuant to Section 15.5 to the satisfaction of either party, both parties shall attempt to resolve the dispute at the field level through discussions between Contractor's Representative and Owner's Representative. If a dispute cannot be resolved through Contractor's Representative and Owner's Representative, then the Contractor's Senior Representative and the Owner's Senior Representative, upon the request of either party, shall meet as soon as conveniently possible, but in no case later than twenty-one (21) days after such a request is made, to attempt to resolve such dispute. Prior to any meetings between the Senior Representatives, the parties will exchange relevant information that will assist the parties in resolving their dispute. The meetings required by this Section are a condition precedent to resolution pursuant to Section 15.6.2.

§ 15.6.2 If after meeting in accordance with the provisions of Section 15.6.1, the Senior Representatives determine that the dispute cannot be resolved on terms satisfactory to both the Contractor and the Owner, then either party may submit the dispute by written request to South Carolina's Chief Procurement Officer for Construction (CPOC). Except as otherwise provided in Article 15, all Claims, or controversies relating to the Contract shall be resolved exclusively by the appropriate Chief Procurement Officer in accordance with Title 11, Chapter 35, Article 17 of the

South Carolina Code of Laws, or in the absence of jurisdiction, only in the Court of Common Pleas for, or in the absence of jurisdiction a federal court located in, Richland County, State of South Carolina. Contractor agrees that any act by the State regarding the Contract is not a waiver of either the State's sovereign immunity or the State's immunity under the Eleventh Amendment of the United States Constitution.

§ 15.6.3 If any party seeks resolution to a dispute pursuant to Section 15.6.2, the parties shall participate in non-binding mediation to resolve the Claim. If the Claim is governed by Title 11, Chapter 35, Article 17 of the South Carolina Code of Laws as amended and the amount in controversy is \$100,000.00 or less, the CPOC shall appoint a mediator, otherwise, the mediation shall be conducted by an impartial mediator selected by mutual agreement of the parties, or if the parties cannot so agree, a mediator designated by the American Arbitration Association ("AAA") pursuant to its Construction Industry Mediation Rules. The mediation will be governed by and conducted pursuant to a mediation agreement negotiated by the parties or, if the parties cannot so agree, by procedures established by the mediator.

§ 15.6.4 Without relieving any party from the other requirements of Sections 15.5 and 15.6, either party may initiate proceedings in the appropriate forum prior to initiating or completing the procedures required by Sections 15.5 and 15.6 if such action is necessary to preserve a claim by avoiding the application of any applicable statutory period of limitation or repose.

§ 15.6.5 Service of Process

Contractor consents that any papers, notices, or process necessary or proper for the initiation or continuation of any Claims, or controversies relating to the Contract; for any court action in connection therewith; or for the entry of judgment on any award made, may be served on Contractor by certified mail (return receipt requested) addressed to Contractor at the address provided for the Contractor's Senior Representative or by personal service or by any other manner that is permitted by law, in or outside South Carolina. Notice by certified mail is deemed duly given upon deposit in the United States mail.

ARTICLE 16 PROJECT-SPECIFIC REQUIREMENTS AND INFORMATION

SE-355 PERFORMANCE BOND

KNOW ALL MEN BY THESE PRESENTS, that *(Insert full name or legal title and address of Contractor)*

Name: _____
Address: _____

hereinafter referred to as "Contractor", and *(Insert full name and address of principal place of business of Surety)*

Name: _____
Address: _____

hereinafter called the "surety", are jointly and severally held and firmly bound unto *(Insert full name and address of Agency)*

Name: Horry-Georgetown Technical College
Address: 743 Hemlock Avenue
Myrtle Beach, South Carolina 29577

hereinafter referred to as "Agency", or its successors or assigns, the sum of _____ (\$ _____), being the sum of the Bond to which payment to be well and truly made, the Contractor and Surety bind themselves, their heirs, executors, administrators, successors and assigns, jointly and severally, firmly by these presents.

WHEREAS, Contractor has by written agreement dated _____ entered into a contract with Agency to construct

State Project Name: HGTC - Grand Strand Lanscaping and Irrigation
State Project Number: H59-N035-MJ
Brief Description of Awarded Work: Installation of landscape materials and irrigation for approximately 11-acres.

in accordance with Drawings and Specifications prepared by *(Insert full name and address of A/E)*

Name: Becker Morgan Group, Inc.
Address: 3333 Jaeckle Drive, Suite 120
Wilmington, North Carolin 28403

which agreement is by reference made a part hereof, and is hereinafter referred to as the Contract.

IN WITNESS WHEREOF, Surety and Contractor, intending to be legally bound hereby, subject to the terms stated herein, do each cause this Performance Bond to be duly executed on its behalf by its authorized officer, agent or representative.

DATED this _____ **day of** _____, **2** _____
(shall be no earlier than Date of Contract)

BOND NUMBER _____

CONTRACTOR

SURETY

By: _____
(Seal)

By: _____
(Seal)

Print Name: _____

Print Name: _____

Print Title: _____

Print Title: _____
(Attach Power of Attorney)

Witness: _____

Witness: _____

(Additional Signatures, if any, appear on attached page)

SE-355**PERFORMANCE BOND****NOW, THEREFORE, THE CONDITION OF THIS OBLIGATION IS SUCH THAT:**

1. The Contractor and the Surety, jointly and severally, bind themselves, their heirs, executors, administrators, successors and assigns to the Agency for the full and faithful performance of the contract, which is incorporated herein by reference.
2. If the Contractor performs the contract, the Surety and the Contractor have no obligation under this Bond, except to participate in conferences as provided in paragraph 3.1.
3. The Surety's obligation under this Bond shall arise after:
 - 3.1 The Agency has notified the Contractor and the Surety at the address described in paragraph 10 below, that the Agency is considering declaring a Contractor Default and has requested and attempted to arrange a conference with the Contractor and the Surety to be held not later than 15 days after receipt of such notice to discuss methods of performing the Contract. If the Agency, the Contractor and the Surety agree, the Contractor shall be allowed a reasonable time to perform the Contract, but such an agreement shall not waive the Agency's right, if any, subsequently to declare a Contractor Default; or
 - 3.2 The Agency has declared a Contractor Default and formally terminated the Contractor's right to complete the Contract.
4. The Surety shall, within 15 days after receipt of notice of the Agency's declaration of a Contractor Default, and at the Surety's sole expense, take one of the following actions:
 - 4.1 Arrange for the Contractor, with consent of the Agency, to perform and complete the Contract; or
 - 4.2 Undertake to perform and complete the Contract itself, through its agents or through independent contractors; or
 - 4.3 Obtain bids or negotiated proposals from qualified contractors acceptable to the Agency for a contract for performance and completion of the Contract, arrange for a contract to be prepared for execution by the Agency and the contractor selected with the Agency's concurrence, to be secured with performance and payment bonds executed by a qualified surety equivalent to the Bonds issued on the Contract, and pay to the Agency the amount of damages as described in paragraph 7 in excess of the Balance of the Contract Sum incurred by the Agency resulting from the Contractor Default; or
 - 4.4 Waive its right to perform and complete, arrange for completion, or obtain a new contractor, and:
 - 4.4.1 After investigation, determine the amount for which it may be liable to the Agency and, within 60 days of waiving its rights under this paragraph, tender payment thereof to the Agency; or
 - 4.4.2 Deny liability in whole or in part and notify the Agency, citing the reasons therefore.
5. Provided Surety has proceeded under paragraphs 4.1, 4.2, or 4.3, the Agency shall pay the Balance of the Contract Sum to either:
 - 5.1 Surety in accordance with the terms of the Contract; or
 - 5.2 Another contractor selected pursuant to paragraph 4.3 to perform the Contract.
 - 5.3 The balance of the Contract Sum due either the Surety or another contractor shall be reduced by the amount of damages as described in paragraph 7.
6. If the Surety does not proceed as provided in paragraph 4 with reasonable promptness, the Surety shall be deemed to be in default on this Bond 15 days after receipt of written notice from the Agency to the Surety demanding that the Surety perform its obligations under this Bond, and the Agency shall be entitled to enforce any remedy available to the Agency.
 - 6.1 If the Surety proceeds as provided in paragraph 4.4 and the Agency refuses the payment tendered or the Surety has denied liability, in whole or in part, then without further notice the Agency shall be entitled to enforce any remedy available to the Agency.
 - 6.2 Any dispute, suit, action or proceeding arising out of or relating to this Bond shall be governed by the Dispute Resolution process defined in the Contract Documents and the laws of the State of South Carolina.
7. After the Agency has terminated the Contractor's right to complete the Contract, and if the Surety elects to act under paragraph 4.1, 4.2, or 4.3 above, then the responsibilities of the Surety to the Agency shall be those of the Contractor under the Contract, and the responsibilities of the Agency to the Surety shall those of the Agency under the Contract. To a limit of the amount of this Bond, but subject to commitment by the Agency of the Balance of the Contract Sum to mitigation of costs and damages on the Contract, the Surety is obligated to the Agency without duplication for:
 - 7.1 The responsibilities of the Contractor for correction of defective Work and completion of the Contract; and
 - 7.2 Additional legal, design professional and delay costs resulting from the Contractor's Default, and resulting from the actions or failure to act of the Surety under paragraph 4; and
 - 7.3 Damages awarded pursuant to the Dispute Resolution Provisions of the Contract. Surety may join in any Dispute Resolution proceeding brought under the Contract and shall be bound by the results thereof; and
 - 7.4 Liquidated Damages, or if no Liquidated Damages are specified in the Contract, actual damages caused by delayed performance or non-performance of the Contractor.
8. The Surety shall not be liable to the Agency or others for obligations of the Contractor that are unrelated to the Contract, and the Balance of the Contract Sum shall not be reduced or set-off on account of any such unrelated obligations. No right of action shall accrue on this Bond to any person or entity other than the Agency or its heirs, executors, administrators, or successors.
9. The Surety hereby waives notice of any change, including changes of time, to the contract or to related subcontracts, purchase orders and other obligations.
10. Notice to the Surety, the Agency or the Contractor shall be mailed or delivered to the address shown on the signature page.
11. Definitions
 - 11.1 Balance of the Contract Sum: The total amount payable by the Agency to the Contractor under the Contract after all proper adjustments have been made, including allowance to the Contractor of any amounts to be received by the Agency in settlement of insurance or other Claims for damages to which the Contractor is entitled, reduced by all valid and proper payments made to or on behalf of the Contractor under the Contract.
 - 11.2 Contractor Default: Failure of the Contractor, which has neither been remedied nor waived, to perform the Contract or otherwise to comply with the terms of the Contract.

SE-357 LABOR & MATERIAL PAYMENT BOND

KNOW ALL MEN BY THESE PRESENTS, that *(Insert full name or legal title and address of Contractor)*

Name: _____
Address: _____

hereinafter referred to as "Contractor", and *(Insert full name and address of principal place of business of Surety)*

Name: _____
Address: _____

hereinafter called the "surety", are jointly and severally held and firmly bound unto *(Insert full name and address of Agency)*

Name: Horry-Georgetown Technical College
Address: 743 Hemlock Avenue
Myrtle Beach, South Carolina 29577

hereinafter referred to as "Agency", or its successors or assigns, the sum of _____ (\$ _____), being the sum of the Bond to which payment to be well and truly made, the Contractor and Surety bind themselves, their heirs, executors, administrators, successors and assigns, jointly and severally, firmly by these presents.

WHEREAS, Contractor has by written agreement dated _____ entered into a contract with Agency to construct

State Project Name: HGTC - Grand Strand Landscaping and Irrigation
State Project Number: H59-N035-MJ
Brief Description of Awarded Work: Installation of landscape materials and irrigation for approximately 11-acres.

in accordance with Drawings and Specifications prepared by *(Insert full name and address of A/E)*

Name: Becker Morgan Group, Inc.
Address: 3333 Jaeckle Drive, Suite 120
Wilmington, North Carolina 28403

which agreement is by reference made a part hereof, and is hereinafter referred to as the Contract.

IN WITNESS WHEREOF, Surety and Contractor, intending to be legally bound hereby, subject to the terms stated herein, do each cause this Labor & Material Payment Bond to be duly executed on its behalf by its authorized officer, agent or representative.

DATED this _____ day of _____, 2_____
(shall be no earlier than Date of Contract)

BOND NUMBER _____

CONTRACTOR

SURETY

By: _____
(Seal)

By: _____
(Seal)

Print Name: _____

Print Name: _____

Print Title: _____

Print Title: _____
(Attach Power of Attorney)

Witness: _____

Witness: _____

(Additional Signatures, if any, appear on attached page)

SE-357**LABOR & MATERIAL PAYMENT BOND****NOW, THEREFORE, THE CONDITION OF THIS OBLIGATION IS SUCH THAT:**

1. The Contractor and the Surety, jointly and severally, bind themselves, their heirs, executors, administrators, successors and assigns to the Agency to pay for all labor, materials and equipment required for use in the performance of the Contract, which is incorporated herein by reference.
 2. With respect to the Agency, this obligation shall be null and void if the Contractor:
 - 2.1 Promptly makes payment, directly or indirectly, for all sums due Claimants; and
 - 2.2 Defends, indemnifies and holds harmless the Agency from all claims, demands, liens or suits by any person or entity who furnished labor, materials or equipment for use in the performance of the Contract.
 3. With respect to Claimants, this obligation shall be null and void if the Contractor promptly makes payment, directly or indirectly, for all sums due.
 4. With respect to Claimants, and subject to the provisions of Title 29, Chapter 5 and the provisions of §11-35-3030(2)(c) of the SC Code of Laws, as amended, the Surety's obligation under this Bond shall arise as follows:
 - 4.1 Every person who has furnished labor, material or rental equipment to the Contractor or its subcontractors for the work specified in the Contract, and who has not been paid in full therefore before the expiration of a period of ninety (90) days after the date on which the last of the labor was done or performed by him or material or rental equipment was furnished or supplied by him for which such claim is made, shall have the right to sue on the payment bond for the amount, or the balance thereof, unpaid at the time of institution of such suit and to prosecute such action for the sum or sums justly due him.
 - 4.2 A remote claimant shall have a right of action on the payment bond upon giving written notice by certified or registered mail to the Contractor within ninety (90) days from the date on which such person did or performed the last of the labor or furnished or supplied the last of the material or rental equipment upon which such claim is made.
 - 4.3 Every suit instituted upon a payment bond shall be brought in a court of competent jurisdiction for the county or circuit in which the construction contract was to be performed, but no such suit shall be commenced after the expiration of one year after the day on which the last of the labor was performed or material or rental equipment was supplied by the person bringing suit.
 5. When the Claimant has satisfied the conditions of paragraph 4, the Surety shall promptly and at the Surety's expense take the following actions:
 - 5.1 Send an answer to the Claimant, with a copy to the Agency, within sixty (60) days after receipt of the claim, stating the amounts that are undisputed and the basis for challenging any amounts that are disputed.
 - 5.2 Pay or arrange for payment of any undisputed amounts.
 - 5.3 The Surety's failure to discharge its obligations under this paragraph 5 shall not be deemed to constitute a waiver of defenses the Surety or Contractor may have or acquire as to a claim. However, if the Surety fails to discharge its obligations under this paragraph 5, the Surety shall indemnify the Claimant for the reasonable attorney's fees the Claimant incurs to recover any sums found to be due and owing to the Claimant.
 6. Amounts owed by the Agency to the Contractor under the Contract shall be used for the performance of the Contract and to satisfy claims, if any, under any Performance Bond. By the Contractor furnishing and the Agency accepting this Bond, they agree that all funds earned by the contractor in the performance of the Contract are dedicated to satisfy obligations of the Contractor and the Surety under this Bond, subject to the Agency's prior right to use the funds for the completion of the Work.
 7. The Surety shall not be liable to the Agency, Claimants or others for obligations of the Contractor that are unrelated to the Contract. The Agency shall not be liable for payment of any costs or expenses of any claimant under this bond, and shall have under this Bond no obligations to make payments to, give notices on behalf of, or otherwise have obligations to Claimants under this Bond.
 8. The Surety hereby waives notice of any change, including changes of time, to the Contract or to related Subcontracts, purchase orders and other obligations.
 9. Notice to the Surety, the Agency or the Contractor shall be mailed or delivered to the addresses shown on the signature page. Actual receipt of notice by Surety, the Agency or the contractor, however accomplished, shall be sufficient compliance as of the date received at the address shown on the signature page.
 10. By the Contractor furnishing and the Agency accepting this Bond, they agree that this Bond has been furnished to comply with the statutory requirements of the South Carolina Code of Laws, as amended, and further, that any provision in this Bond conflicting with said statutory requirements shall be deemed deleted herefrom and provisions conforming to such statutory or other legal requirement shall be deemed incorporated herein. The intent is that this Bond shall be construed as a statutory Bond and not as a common law bond.
 11. Upon request of any person or entity appearing to be a potential beneficiary of this bond, the Contractor shall promptly furnish a copy of this Bond or shall permit a copy to be made.
 12. Any dispute, suit, action or proceeding arising out of or relating to this Bond shall be governed by the laws of the State of South Carolina.
- 13. DEFINITIONS**
- 13.1 Claimant: An individual or entity having a direct contract with the Contractor or with a Subcontractor of the Contractor to furnish labor, materials, or equipment for use in the performance of the Contract. The intent of this Bond shall be to include without limitation in the terms "labor, materials or equipment" that part of water, gas, power, light, heat, oil, gasoline, telephone service or rental equipment used in the Contract, architectural and engineering services required for performance of the Work of the Contractor and the Contractor's Subcontractors, and all other items for which a mechanic's lien might otherwise be asserted.
 - 13.2 Remote Claimant: A person having a direct contractual relationship with a subcontractor of the Contractor or subcontractor, but no contractual relationship expressed or implied with the Contractor.
 - 13.3 Contract: The agreement between the Agency and the Contractor identified on the signature page, including all Contract Documents and changes thereto.

SE-380

CHANGE ORDER NO.: _____

CHANGE ORDER TO DESIGN-BID-BUILD CONSTRUCTION CONTRACT

AGENCY: Horry-Georgetown Technical College

PROJECT NAME: HGTC - Grand Strand Landscaping and Irrigation

PROJECT NUMBER: H59-N035-MJ

CONTRACTOR: _____ **CONTRACT DATE:** _____

This Contract is changed as follows: *(Insert description of change in space provided below)*

ADJUSTMENTS IN THE CONTRACT SUM:

1. Original Contract Sum:		\$
2. Change in Contract Sum by previously approved Change Orders:		
3. Contract Sum prior to this Change Order		\$ 0.00
4. Amount of this Change Order:		
5. New Contract Sum, including this Change Order:		\$ 0.00

ADJUSTMENTS IN THE CONTRACT TIME:

1. Original Substantial Completion Date:		
2. Sum of previously approved increases and decreases in Days:		Days
3. Change in Days for this Change Order		Days
4. Total Number of Days added to this Contract including this Change Order		0 Days
5. New Substantial Completion Date:		

CONTRACTOR ACCEPTANCE:

BY: _____ **Date:** _____
(Signature of Representative)

Print Name of Representative: _____

A/E RECOMMENDATION FOR ACCEPTANCE:

BY: _____ **Date:** _____
(Signature of Representative)

Print Name or Representative: _____

AGENCY ACCEPTANCE AND CERTIFICATION:

I certify that the Agency has authorized, unencumbered funds available for obligation to this contract.

BY: _____ **Date:** _____
(Signature of Representative)

Print Name of Representative: _____

Change is within Agency Construction Contract Change Order Certification of: \$ _____ Yes No

APPROVED BY: _____ **DATE:** _____
(OSE Project Manager)

SUBMIT THE FOLLOWING TO OSE

1. SE-380, fully completed and signed by the Contractor, A/E and Agency;
2. Detailed back-up information, with OH&P shown, from the Contractor/Subcontractor(s) that justifies the costs and schedule changes shown.
3. If any item exceeds Agency certification, OSE will approved the SE-380 and return to Agency.

SECTION 011000 - SUMMARY

PART 1 - GENERAL

1.1 RELATED DOCUMENTS

- A. Drawings and general provisions of the Contract, including General and Supplementary Conditions and other Division 01 Specification Sections, apply to this Section.

1.2 SUMMARY

A. Section Includes:

1. Project information.
2. Work covered by Contract Documents.
3. Phased construction.
4. Work by Owner.
5. Owner-furnished products.
6. Contractor-furnished, Owner-installed products.
7. Access to site.
8. Coordination with occupants.
9. Work restrictions.
10. Specification and drawing conventions.
11. Miscellaneous provisions.

B. Related Requirements:

1. Section 015000 "Temporary Facilities and Controls" for limitations and procedures governing temporary use of Owner's facilities.

1.3 PROJECT INFORMATION

A. Project Identification: HGTC – Grand Strand Landscaping and Irrigation

1. Project Location: 743 Hemlock Ave., Myrtle Beach, SC

B. Owner: Horry Georgetown Technical College

1. Owner's Representative: Kevin Brown; (843) 349-5398; kevin.brown@hgtc.edu

C. Architect: Becker Morgan Group, Inc.

1. Architect's Representative: Dan C. Wenzel, AIA; (910) 341-7600;
dwenzel@beckermorgan.com

D. Architect's Consultants: The Architect has retained the following design professionals who have prepared designated portions of the Contract Documents:

1. Civil Engineer: Thomas & Hutton

- a. Engineer's Representative: Walter Warren, PE; (843) 839-8422;
warren.w@tandh.com
 - E. Web-Based Project Software: Project software administered by Architect will be used for purposes of managing communication and documents during the construction stage.
 - 1. See Division 01 Section "Project Management and Coordination" for requirements for using web-based Project software.
- 1.4 WORK COVERED BY CONTRACT DOCUMENTS
- A. The Work of Project is defined by the Contract Documents and consists of the following:
 - 1. Site improvements include landscaping and irrigation to be provided at each building and across the site.
 - B. Type of Contract:
 - 1. Project will be constructed under a single prime contract and conducted in a single phase.
 - 2. Funding requirements necessitate the work of each building and site be accounted for separately yet performed as a single contract.
- 1.5 WORK BY OWNER
- A. General: Cooperate fully with Owner so work may be carried out smoothly, without interfering with or delaying work under this Contract or work by Owner. Coordinate the Work of this Contract with work performed by Owner.
 - B. Preceding Work: Owner will perform the following construction operations at Project site. Those operations are scheduled to be substantially complete before work under this Contract begins.
 - 1. Owner shall remove all furniture, artwork and equipment in construction area, prior to construction activities.
- 1.6 CONTRACTOR'S USE OF SITE AND PREMISES
- A. General: Contractor shall have limited use of premises for construction operations, including use of Project site, during construction period while school is in session and unrestricted use while school is not in session. Contractor's use of premises is limited only by Owner's right to perform work or to retain other contractors on portions of Project. See section Work Restrictions below.
 - B. Use of Site: Limit use of Project site to Work in areas indicated by Phase. Do not disturb portions of Project site beyond areas in which the Work is indicated.
 - 1. Limits: Confine construction operations to areas established for work of each phase.
 - 2. Driveways, Walkways and Entrances: Keep driveways and entrances serving premises clear and available to Owner, Owner's employees, students and emergency vehicles at all times. Do not use these areas for parking or for storage of materials.

- a. Schedule deliveries to minimize use of driveways and entrances by construction operations.
 - b. Schedule deliveries to minimize space and time requirements for storage of materials and equipment on-site.
- C. Condition of Existing Building: Maintain portions of existing building affected by construction operations in a weathertight condition throughout construction period. Repair damage caused by construction operations.
- D. Condition of Existing Grounds: Maintain portions of existing grounds, landscaping, and hardscaping affected by construction operations throughout construction period. Repair damage caused by construction operations.

1.7 WORK RESTRICTIONS

- A. Work Restrictions, General: Comply with restrictions on construction operations.
- 1. Comply with limitations on use of public streets and with other requirements of authorities having jurisdiction.
- B. On-Site Work Hours: Limit work in the existing building to normal business working hours of 6:00 a.m. to 8:00 p.m., Monday through Saturday, and Sunday if prearranged.
- C. Existing Utility Interruptions: Do not interrupt utilities serving facilities occupied by Owner or others unless permitted under the following conditions and then only after providing temporary utility services according to requirements indicated:
- 1. Notify Architect and Owner not less than two days in advance of proposed utility interruptions.
 - 2. Obtain Owner's written permission before proceeding with utility interruptions.
- D. Noise, Vibration, and Odors: Coordinate operations that may result in high levels of noise and vibration, odors, or other disruption to Owner occupancy with Owner.
- 1. Notify Architect and Owner not less than two days in advance of proposed disruptive operations.
 - 2. Obtain Owner's written permission before proceeding with disruptive operations.
 - 3. Construction activity that is deemed to be disruptive by the owner shall be performed after normal business hours at no additional cost to the Owner.
- E. Nonsmoking Site: Smoking is not permitted within buildings or anywhere on HGTC property.
- F. Controlled Substances: Use of controlled substances is not permitted on HGTC property.
- G. Construction Employees Identification:
- 1. Provide identification tags for Contractor's personnel working on the Project site. Require personnel to utilize identification tags at all times.
 - 2. Citizenship: All personnel working on the Project site must be U. S. citizens and must provide proof of citizenship.

1.8 COORDINATION WITH OCCUPANTS

- A. Full Owner Occupancy: Owner will occupy parts of site and existing and adjacent building(s) during entire construction period. Cooperate with Owner during construction operations to minimize conflicts and facilitate Owner usage. Perform the Work so as not to interfere with Owner's day-to-day operations. Maintain existing exits unless otherwise indicated.
1. Maintain access to existing walkways, corridors, and other adjacent occupied or used facilities. Do not close or obstruct walkways, corridors, or other occupied or used facilities without written permission from Owner and approval of authorities having jurisdiction.
 2. Notify Owner not less than 72 hours in advance of activities that will affect Owner's operations.

1.9 SPECIFICATION AND DRAWING CONVENTIONS

- A. Specification Content: The Specifications use certain conventions for the style of language and the intended meaning of certain terms, words, and phrases when used in particular situations. These conventions are as follows:
1. Abbreviated Language: Language used in the Specifications and other Contract Documents is abbreviated. Words and meanings shall be interpreted as appropriate. Words implied, but not stated, shall be inferred as the sense requires. Singular words shall be interpreted as plural, and plural words shall be interpreted as singular where applicable as the context of the Contract Documents indicates.
 2. Imperative mood and streamlined language are generally used in the Specifications. Occasionally, the indicative or subjunctive mood may be used in the Section Text for clarity to describe responsibilities that must be fulfilled indirectly by Contractor or by others when so noted. The words "shall," "shall be," or "shall comply with," depending on the context, are implied where a colon (:) is used within a sentence or phrase.
 3. Specification requirements are to be performed by Contractor unless specifically stated otherwise.
- B. Division 01 General Requirements: Requirements of Sections in Division 01 apply to the Work of all Sections in the Specifications.
- C. Drawing Coordination: Requirements for materials and products identified on Drawings are described in detail in the Specifications. One or more of the following are used on Drawings to identify materials and products:
1. Terminology: Materials and products are identified by the typical generic terms used in the individual Specifications Sections.
 2. Abbreviations: Materials and products are identified by abbreviations published as scheduled on Drawings.

PART 2 - PRODUCTS (Not Used)

PART 3 - EXECUTION (Not Used)

END OF SECTION 011000

SECTION 012500 - SUBSTITUTION PROCEDURES

PART 1 - GENERAL

1.1 RELATED DOCUMENTS

- A. Drawings and general provisions of the Contract, including General and Supplementary Conditions and other Division 01 Specification Sections, apply to this Section.

1.2 SUMMARY

- A. Section includes administrative and procedural requirements for substitutions.

1.3 DEFINITIONS

- A. Substitutions: Changes in products, materials, equipment, and methods of construction from those required by the Contract Documents and proposed by Contractor.
 - 1. Substitutions for Cause: Changes proposed by Contractor that are required due to changed Project conditions, such as unavailability of product, regulatory changes, or unavailability of required warranty terms.
 - 2. Substitutions for Convenience: Changes proposed by Contractor or Owner that are not required in order to meet other Project requirements but may offer advantage to Contractor or Owner.

1.4 ACTION SUBMITTALS

- A. Substitution Requests: Submit three copies of each request for consideration. Identify product or fabrication or installation method to be replaced. Include Specification Section number and title and Drawing numbers and titles.
 - 1. Substitution Request Form: Use CSI Form 13.1A.
 - 2. Documentation: Show compliance with requirements for substitutions and the following, as applicable:
 - a. Statement indicating why specified product or fabrication or installation cannot be provided, if applicable.
 - b. Coordination information, including a list of changes or revisions needed to other parts of the Work and to construction performed by Owner and separate contractors, that will be necessary to accommodate proposed substitution.
 - c. Detailed comparison of significant qualities of proposed substitution with those of the Work specified. Include annotated copy of applicable Specification Section. Significant qualities may include attributes such as performance, weight, size, durability, visual effect, sustainable design characteristics, warranties, and specific features and requirements indicated. Indicate deviations, if any, from the Work specified.
 - d. Product Data, including drawings and descriptions of products and fabrication and installation procedures.
 - e. Samples, where applicable or requested.
 - f. Certificates and qualification data, where applicable or requested.

- g. List of similar installations for completed projects with project names and addresses and names and addresses of architects and owners.
 - h. Material test reports from a qualified testing agency indicating and interpreting test results for compliance with requirements indicated.
 - i. Research reports evidencing compliance with building code in effect for Project, from ICC-ES.
 - j. Detailed comparison of Contractor's construction schedule using proposed substitution with products specified for the Work, including effect on the overall Contract Time. If specified product or method of construction cannot be provided within the Contract Time, include letter from manufacturer, on manufacturer's letterhead, stating date of receipt of purchase order, lack of availability, or delays in delivery.
 - k. Cost information, including a proposal of change, if any, in the Contract Sum.
 - l. Contractor's certification that proposed substitution complies with requirements in the Contract Documents except as indicated in substitution request, is compatible with related materials, and is appropriate for applications indicated.
 - m. Contractor's waiver of rights to additional payment or time that may subsequently become necessary because of failure of proposed substitution to produce indicated results.
3. Architect's Action: If necessary, Architect will request additional information or documentation for evaluation within seven days of receipt of a request for substitution. Architect will notify Contractor of acceptance or rejection of proposed substitution within 15 days of receipt of request, or seven days of receipt of additional information or documentation, whichever is later.
- a. Forms of Acceptance: Change Order, Construction Change Directive, or Architect's Supplemental Instructions for minor changes in the Work.
 - b. Use product specified if Architect does not issue a decision on use of a proposed substitution within time allocated.

1.5 QUALITY ASSURANCE

- A. Compatibility of Substitutions: Investigate and document compatibility of proposed substitution with related products and materials. Engage a qualified testing agency to perform compatibility tests recommended by manufacturers.

1.6 PROCEDURES

- A. Coordination: Revise or adjust affected work as necessary to integrate work of the approved substitutions.

PART 2 - PRODUCTS

2.1 SUBSTITUTIONS

- A. Substitutions for Cause: Submit requests for substitution immediately on discovery of need for change, but not later than 15 days prior to time required for preparation and review of related submittals.

1. Conditions: Architect will consider Contractor's request for substitution when the following conditions are satisfied. If the following conditions are not satisfied, Architect will return requests without action, except to record noncompliance with these requirements:
 - a. Requested substitution is consistent with the Contract Documents and will produce indicated results.
 - b. Requested substitution provides sustainable design characteristics that specified product provided for achieving LEED prerequisites and credits.
 - c. Substitution request is fully documented and properly submitted.
 - d. Requested substitution will not adversely affect Contractor's construction schedule.
 - e. Requested substitution has received necessary approvals of authorities having jurisdiction.
 - f. Requested substitution is compatible with other portions of the Work.
 - g. Requested substitution has been coordinated with other portions of the Work.
 - h. Requested substitution provides specified warranty.
 - i. If requested substitution involves more than one contractor, requested substitution has been coordinated with other portions of the Work, is uniform and consistent, is compatible with other products, and is acceptable to all contractors involved.

B. Substitutions for Convenience: Not allowed.

PART 3 - EXECUTION (Not Used)

END OF SECTION 012500

SECTION 012600 - CONTRACT MODIFICATION PROCEDURES

PART 1 - GENERAL

1.1 RELATED DOCUMENTS

- A. Drawings and general provisions of the Contract, including General and Supplementary Conditions and other Division 01 Specification Sections, apply to this Section.

1.2 SUMMARY

- A. Section includes administrative and procedural requirements for handling and processing Contract modifications.
- B. Related Requirements:
 - 1. Section 012500 "Substitution Procedures" for administrative procedures for handling requests for substitutions made after the Contract award.

1.3 MINOR CHANGES IN THE WORK

- A. Architect will issue supplemental instructions authorizing minor changes in the Work, not involving adjustment to the Contract Sum or the Contract Time, on AIA Document G710, "Architect's Supplemental Instructions."

1.4 PROPOSAL REQUESTS

- A. Owner-Initiated Proposal Requests: Architect will issue a detailed description of proposed changes in the Work that may require adjustment to the Contract Sum or the Contract Time. If necessary, the description will include supplemental or revised Drawings and Specifications.
 - 1. Work Change Proposal Requests issued by Architect are not instructions either to stop work in progress or to execute the proposed change.
 - 2. Within time specified in Proposal Request or 20 days, when not otherwise specified, after receipt of Proposal Request, submit a quotation estimating cost adjustments to the Contract Sum and the Contract Time necessary to execute the change.
 - a. Include a list of quantities of products required or eliminated and unit costs, with total amount of purchases and credits to be made. If requested, furnish survey data to substantiate quantities.
 - b. Indicate applicable taxes, delivery charges, equipment rental, and amounts of trade discounts.
 - c. Include costs of labor and supervision directly attributable to the change.
 - d. Include an updated Contractor's construction schedule that indicates the effect of the change, including, but not limited to, changes in activity duration, start and finish times, and activity relationship. Use available total float before requesting an extension of the Contract Time.
 - e. Quotation Form: Use forms acceptable to Architect.

- B. Contractor-Initiated Proposals: If latent or changed conditions require modifications to the Contract, Contractor may initiate a claim by submitting a request for a change to Architect.
1. Include a statement outlining reasons for the change and the effect of the change on the Work. Provide a complete description of the proposed change. Indicate the effect of the proposed change on the Contract Sum and the Contract Time.
 2. Include a list of quantities of products required or eliminated and unit costs, with total amount of purchases and credits to be made. If requested, furnish survey data to substantiate quantities.
 3. Indicate applicable taxes, delivery charges, equipment rental, and amounts of trade discounts.
 4. Include costs of labor and supervision directly attributable to the change.
 5. Include an updated Contractor's construction schedule that indicates the effect of the change, including, but not limited to, changes in activity duration, start and finish times, and activity relationship. Use available total float before requesting an extension of the Contract Time.
 6. Comply with requirements in Section 012500 "Substitution Procedures" if the proposed change requires substitution of one product or system for product or system specified.
 7. Proposal Request Form: form acceptable to Architect.

1.5 CHANGE ORDER PROCEDURES

- A. On Owner's approval of a Work Changes Proposal Request, Architect will issue a Change Order for signatures of Owner and Contractor on Form SE-380.

1.6 CONSTRUCTION CHANGE DIRECTIVE

- A. Construction Change Directive: Architect may issue a Construction Change Directive on AIA Document G714. Construction Change Directive instructs Contractor to proceed with a change in the Work, for subsequent inclusion in a Change Order.
1. Construction Change Directive contains a complete description of change in the Work. It also designates method to be followed to determine change in the Contract Sum or the Contract Time.
- B. Documentation: Maintain detailed records on a time and material basis of work required by the Construction Change Directive.
1. After completion of change, submit an itemized account and supporting data necessary to substantiate cost and time adjustments to the Contract.

PART 2 - PRODUCTS (Not Used)

PART 3 - EXECUTION (Not Used)

END OF SECTION 012600

SECTION 012900 - PAYMENT PROCEDURES

PART 1 - GENERAL

1.1 RELATED DOCUMENTS

- A. Drawings and general provisions of the Contract, including General and Supplementary Conditions and other Division 01 Specification Sections, apply to this Section.

1.2 SUMMARY

- A. Section includes administrative and procedural requirements necessary to prepare and process Applications for Payment.
- B. Related Requirements:
 - 1. Section 012600 "Contract Modification Procedures" for administrative procedures for handling changes to the Contract.

1.3 DEFINITIONS

- A. Schedule of Values: A statement furnished by Contractor allocating portions of the Contract Sum to various portions of the Work and used as the basis for reviewing Contractor's Applications for Payment.

1.4 SCHEDULE OF VALUES

- A. Coordination: Coordinate preparation of the schedule of values with preparation of Contractor's construction schedule.
 - 1. Coordinate line items in the schedule of values with other required administrative forms and schedules, including the following:
 - a. Application for Payment forms with continuation sheets.
 - b. Submittal schedule.
 - c. Items required to be indicated as separate activities in Contractor's construction schedule.
 - 2. Submit the schedule of values to Architect at earliest possible date, but no later than seven days before the date scheduled for submittal of initial Applications for Payment.
- B. Format and Content: Use Project Manual table of contents as a guide to establish line items for the schedule of values. Provide at least one line item for each Specification Section.
 - 1. Identification: Include the following Project identification on the schedule of values:
 - a. Project name and location.
 - b. Name of Architect.
 - c. Architect's project number.
 - d. Contractor's name and address.
 - e. Date of submittal.

- f. State Project # H59-N035-MJ.
2. Arrange schedule of values consistent with format of AIA Document G703.
3. Arrange the schedule of values in tabular form with separate columns to indicate the following for each item listed:
 - a. Related Specification Section or Division.
 - b. Description of the Work.
 - c. Name of subcontractor.
 - d. Name of manufacturer or fabricator.
 - e. Name of supplier.
 - f. Change Orders (numbers) that affect value.
 - g. Dollar value of the following, as a percentage of the Contract Sum to nearest one-hundredth percent, adjusted to total 100 percent.
 - 1) Labor.
 - 2) Materials.
 - 3) Equipment.
4. Provide a breakdown of the Contract Sum in enough detail to facilitate continued evaluation of Applications for Payment and progress reports. Coordinate with Project Manual table of contents. Provide multiple line items for principal subcontract amounts in excess of five percent of the Contract Sum.
5. Round amounts to nearest whole dollar; total shall equal the Contract Sum.
6. Provide a separate line item in the schedule of values for each part of the Work where Applications for Payment may include materials or equipment purchased or fabricated and stored, but not yet installed.
 - a. Differentiate between items stored on-site and items stored off-site. If required, include evidence of insurance.
7. Provide separate line items in the schedule of values for initial cost of materials, for each subsequent stage of completion, and for total installed value of that part of the Work.
8. Allowances: Provide a separate line item in the schedule of values for each allowance. Show line-item value of unit-cost allowances, as a product of the unit cost, multiplied by measured quantity. Use information indicated in the Contract Documents to determine quantities.
9. Purchase Contracts: Provide a separate line item in the schedule of values for each purchase contract. Show line-item value of purchase contract. Indicate owner payments or deposits, if any, and balance to be paid by Contractor.
10. Each item in the schedule of values and Applications for Payment shall be complete. Include total cost and proportionate share of general overhead and profit for each item.
 - a. Temporary facilities and other major cost items that are not direct cost of actual work-in-place may be shown either as separate line items in the schedule of values or distributed as general overhead expense, at Contractor's option.
11. Schedule Updating: Update and resubmit the schedule of values before the next Applications for Payment when Change Orders or Construction Change Directives result in a change in the Contract Sum.

1.5 APPLICATIONS FOR PAYMENT

- A. Each Application for Payment following the initial Application for Payment shall be consistent with previous applications and payments as certified by Architect and paid for by Owner.
1. Initial Application for Payment, Application for Payment at time of Substantial Completion, and final Application for Payment involve additional requirements.
- B. Payment Application Times: The date for each progress payment is indicated in the Agreement between Owner and Contractor. The period of construction work covered by each Application for Payment is the period indicated in the Agreement.
- C. Application for Payment Forms: Use AIA Document G702 and AIA Document G703 as form for Applications for Payment.
- D. Application Preparation: Complete every entry on form. Notarize and execute by a person authorized to sign legal documents on behalf of Contractor. Architect will return incomplete applications without action.
1. Entries shall match data on the schedule of values and Contractor's construction schedule. Use updated schedules if revisions were made.
 2. Include amounts for work completed following previous Application for Payment, whether or not payment has been received. Include only amounts for work completed at time of Application for Payment.
 3. Include amounts of Change Orders and Construction Change Directives issued before last day of construction period covered by application.
 4. Indicate separate amounts for work being carried out under Owner-requested project acceleration.
 5. State Project # H59-N035-MJ.
- E. Stored Materials: Include in Application for Payment amounts applied for materials or equipment purchased or fabricated and stored, but not yet installed. Differentiate between items stored on-site and items stored off-site.
1. Provide certificate of insurance, evidence of transfer of title to Owner, and consent of surety to payment, for stored materials.
 2. Provide supporting documentation that verifies amount requested, such as paid invoices. Match amount requested with amounts indicated on documentation; do not include overhead and profit on stored materials.
 3. Provide summary documentation for stored materials indicating the following:
 - a. Value of materials previously stored and remaining stored as of date of previous Applications for Payment.
 - b. Value of previously stored materials put in place after date of previous Application for Payment and on or before date of current Application for Payment.
 - c. Value of materials stored since date of previous Application for Payment and remaining stored as of date of current Application for Payment.
- F. Transmittal: Submit three signed and notarized original copies of each Application for Payment to Architect by a method ensuring receipt within 24 hours. One copy shall include waivers of lien and similar attachments if required.

1. Transmit each copy with a transmittal form listing attachments and recording appropriate information about application.
- G. Waivers of Mechanic's Lien: With each Application for Payment, submit waivers of mechanic's lien from entities lawfully entitled to file a mechanic's lien arising out of the Contract and related to the Work covered by the payment.
1. Submit partial waivers on each item for amount requested in previous application, after deduction for retainage, on each item.
 2. When an application shows completion of an item, submit conditional final or full waivers.
 3. Owner reserves the right to designate which entities involved in the Work must submit waivers.
 4. Waiver Forms: Submit executed waivers of lien on forms acceptable to Owner.
- H. Initial Application for Payment: Administrative actions and submittals that must precede or coincide with submittal of first Application for Payment include the following:
1. List of subcontractors.
 2. Schedule of values.
 3. Contractor's construction schedule (preliminary if not final).
 4. Combined Contractor's construction schedule (preliminary if not final) incorporating work of multiple contracts, with indication of acceptance of schedule by each Contractor.
 5. Products list (preliminary if not final).
 6. Schedule of unit prices.
 7. Submittal schedule (preliminary if not final).
 8. List of Contractor's staff assignments.
 9. List of Contractor's principal consultants.
 10. Copies of building permits.
 11. Copies of authorizations and licenses from authorities having jurisdiction for performance of the Work.
 12. Initial progress report.
 13. Report of preconstruction conference.
 14. Certificates of insurance and insurance policies.
 15. Performance and payment bonds.
 16. Data needed to acquire Owner's insurance.
- I. Application for Payment at Substantial Completion: After Architect issues the Certificate of Substantial Completion, submit an Application for Payment showing 100 percent completion for portion of the Work claimed as substantially complete.
1. Include documentation supporting claim that the Work is substantially complete and a statement showing an accounting of changes to the Contract Sum.
 2. This application shall reflect Certificate(s) of Substantial Completion issued previously for Owner occupancy of designated portions of the Work.
- J. Final Payment Application: After completing Project closeout requirements, submit final Application for Payment with releases and supporting documentation not previously submitted and accepted, including, but not limited, to the following:

1. Evidence of completion of Project closeout requirements.
2. Insurance certificates for products and completed operations where required and proof that taxes, fees, and similar obligations were paid.
3. Updated final statement, accounting for final changes to the Contract Sum.
4. AIA Document G706, "Contractor's Affidavit of Payment of Debts and Claims."
5. AIA Document G706A, "Contractor's Affidavit of Release of Liens."
AIA Document G707, "Consent of Surety to Final Payment."
6. AIA Document G715, "Supplemental Attachment for ACORD Certification of Insurance 25."
7. Final meter readings for utilities, a measured record of stored fuel, and similar data as of date of Substantial Completion or when Owner took possession of and assumed responsibility for corresponding elements of the Work.
8. Final liquidated damages settlement statement.

PART 2 - PRODUCTS (Not Used)

PART 3 - EXECUTION (Not Used)

END OF SECTION 012900

SECTION 013300 - SUBMITTAL PROCEDURES

PART 1 - GENERAL

1.1 RELATED DOCUMENTS

- A. Drawings and general provisions of the Contract, including General and Supplementary Conditions and other Division 01 Specification Sections, apply to this Section.

1.2 SUMMARY

- A. Section includes requirements for the submittal schedule and administrative and procedural requirements for submitting Shop Drawings, Product Data, Samples, and other submittals.
- B. Related Requirements:
 - 1. Section 017823 "Operation and Maintenance Data" for submitting operation and maintenance manuals.
 - 2. Section 017839 "Project Record Documents" for submitting record Drawings, record Specifications, and record Product Data.

1.3 DEFINITIONS

- A. Action Submittals: Written and graphic information and physical samples that require Architect's responsive action. Action submittals are those submittals indicated in individual Specification Sections as "action submittals."
- B. Informational Submittals: Written and graphic information and physical samples that do not require Architect's responsive action. Submittals may be rejected for not complying with requirements. Informational submittals are those submittals indicated in individual Specification Sections as "informational submittals."
- C. File Transfer Protocol (FTP): Communications protocol that enables transfer of files to and from another computer over a network and that serves as the basis for standard Internet protocols. An FTP site is a portion of a network located outside of network firewalls within which internal and external users are able to access files.
- D. Portable Document Format (PDF): An open standard file format licensed by Adobe Systems used for representing documents in a device-independent and display resolution-independent fixed-layout document format.

1.4 ACTION SUBMITTALS

- A. Submittal Schedule: Submit a schedule of submittals, arranged in chronological order by dates required by construction schedule. Include time required for review, ordering, manufacturing, fabrication, and delivery when establishing dates. Include additional time required for making corrections or revisions to submittals noted by Architect and additional time for handling and reviewing submittals required by those corrections.

1. Coordinate submittal schedule with list of subcontracts, the schedule of values, and Contractor's construction schedule.
2. Initial Submittal: Submit concurrently with startup construction schedule. Include submittals required during the first 60 days of construction. List those submittals required to maintain orderly progress of the Work and those required early because of long lead time for manufacture or fabrication.
3. Final Submittal: Submit concurrently with the first complete submittal of Contractor's construction schedule.
 - a. Submit revised submittal schedule to reflect changes in current status and timing for submittals.
4. Format: Arrange the following information in a tabular format:
 - a. Scheduled date for first submittal.
 - b. Specification Section number and title.
 - c. Submittal category: Action; informational.
 - d. Name of subcontractor.
 - e. Description of the Work covered.
 - f. Scheduled date for Architect's final release or approval.
 - g. Scheduled date of fabrication.

1.5 SUBMITTAL ADMINISTRATIVE REQUIREMENTS

- A. Architect's Digital Data Files: Electronic digital data files of the Contract Drawings will be provided by Architect for Contractor's use in preparing submittals.
 1. Architect will furnish Contractor one set of digital data drawing files of the Contract Drawings for use in preparing Shop Drawings.
 - a. Architect makes no representations as to the accuracy or completeness of digital data drawing files as they relate to the Contract Drawings.
 - b. Digital Drawing Software Program: The Contract Drawings are available in AutoCAD, latest version.
 - c. Contractor shall execute a data licensing agreement in the form of AIA C106.
 - d. The following digital data files will be furnished for each appropriate discipline:
 - 1) Floor plans.
 - 2) Reflected ceiling plans.
- B. Coordination: Coordinate preparation and processing of submittals with performance of construction activities.
 1. Coordinate each submittal with fabrication, purchasing, testing, delivery, other submittals, and related activities that require sequential activity.
 2. Submit all submittal items required for each Specification Section concurrently unless partial submittals for portions of the Work are indicated on approved submittal schedule.
 3. Submit action submittals and informational submittals required by the same Specification Section as separate packages under separate transmittals.

4. Coordinate transmittal of different types of submittals for related parts of the Work so processing will not be delayed because of need to review submittals concurrently for coordination.
 - a. Architect reserves the right to withhold action on a submittal requiring coordination with other submittals until related submittals are received.
- C. Processing Time: Allow time for submittal review, including time for resubmittals, as follows. Time for review shall commence on Architect's receipt of submittal. No extension of the Contract Time will be authorized because of failure to transmit submittals enough in advance of the Work to permit processing, including resubmittals.
 1. Initial Review: Allow 15 days for initial review of each submittal. Allow additional time if coordination with subsequent submittals is required. Architect will advise Contractor when a submittal being processed must be delayed for coordination.
 2. Intermediate Review: If intermediate submittal is necessary, process it in same manner as initial submittal.
 3. Resubmittal Review: Allow 15 days for review of each resubmittal.
 4. Sequential Review: Where sequential review of submittals by Architect's consultants, Owner, or other parties is indicated, allow 21 days for initial review of each submittal.
- D. Electronic Submittals: Identify and incorporate information in each electronic submittal file as follows:
 1. Assemble complete submittal package into a single indexed file incorporating submittal requirements of a single Specification Section and transmittal form with links enabling navigation to each item.
 2. Name file with submittal number or other unique identifier, including revision identifier.
 - a. File name shall use project identifier and Specification Section number followed by a decimal point and then a sequential number (e.g., FS3-061000.01). Resubmittals shall include an alphabetic suffix after another decimal point (e.g., FS3-061000.01.A).
 3. Provide means for insertion to permanently record Contractor's review and approval markings and action taken by Architect.
 4. Transmittal Form for Electronic Submittals: Use electronic form acceptable to Owner, containing the following information:
 - a. Project name.
 - b. Date.
 - c. Name and address of Architect.
 - d. Name of Construction Manager.
 - e. Name of Contractor.
 - f. Name of firm or entity that prepared submittal.
 - g. Names of subcontractor, manufacturer, and supplier.
 - h. Category and type of submittal.
 - i. Submittal purpose and description.
 - j. Specification Section number and title.
 - k. Specification paragraph number or drawing designation and generic name for each of multiple items.

- l. Drawing number and detail references, as appropriate.
 - m. Location(s) where product is to be installed, as appropriate.
 - n. Related physical samples submitted directly.
 - o. Indication of full or partial submittal.
 - p. Transmittal number, numbered consecutively.
 - q. Submittal and transmittal distribution record.
 - r. Other necessary identification.
 - s. Remarks.
5. Metadata: Include the following information as keywords in the electronic submittal file metadata:
- a. Project name.
 - b. Number and title of appropriate Specification Section.
 - c. Manufacturer name.
 - d. Product name.
- E. Options: Identify options requiring selection by Architect.
- F. Deviations and Additional Information: On an attached separate sheet, prepared on Contractor's letterhead, record relevant information, requests for data, revisions other than those requested by Architect on previous submittals, and deviations from requirements in the Contract Documents, including minor variations and limitations. Include same identification information as related submittal.
- G. Resubmittals: Make resubmittals in same form and number of copies as initial submittal.
1. Note date and content of previous submittal.
 2. Note date and content of revision in label or title block and clearly indicate extent of revision.
 3. Resubmit submittals until they are marked with approval notation from Architect's action stamp.
 4. Submittals will be reviewed no more than twice at the Owner's expense. All subsequent reviews will be performed at times convenient to the Designer and at the Contractor's expense, based on the Designer's then prevailing rates including all direct and indirect costs and fees. The Contractor shall reimburse the Owner for all such fees invoiced to the Owner by the Designer.
 5. Any need for more than one resubmission, or any other delay in obtaining Designer's review of submittals, will not entitle Contractor to extension of the Contract Time.
- H. Distribution: Furnish copies of final submittals to manufacturers, subcontractors, suppliers, fabricators, installers, authorities having jurisdiction, and others as necessary for performance of construction activities. Show distribution on transmittal forms.
- I. Use for Construction: Retain complete copies of submittals on Project site. Use only final action submittals that are marked with approval notation from Architect's action stamp.

PART 2 - PRODUCTS

2.1 SUBMITTAL PROCEDURES

- A. General Submittal Procedure Requirements: Prepare and submit submittals required by individual Specification Sections. Types of submittals are indicated in individual Specification Sections.
1. Submit electronic submittals via email as PDF electronic files.
 - a. Architect will return annotated file. Annotate and retain one copy of file as an electronic Project record document file.
- B. Product Data: Collect information into a single submittal for each element of construction and type of product or equipment.
1. If information must be specially prepared for submittal because standard published data are not suitable for use, submit as Shop Drawings, not as Product Data.
 2. Mark each copy of each submittal to show which products and options are applicable.
 3. Include the following information, as applicable:
 - a. Manufacturer's catalog cuts.
 - b. Manufacturer's product specifications.
 - c. Standard color charts.
 - d. Statement of compliance with specified referenced standards.
 - e. Testing by recognized testing agency.
 - f. Application of testing agency labels and seals.
 - g. Notation of coordination requirements.
 - h. Availability and delivery time information.
 4. For equipment, include the following in addition to the above, as applicable:
 - a. Wiring diagrams showing factory-installed wiring.
 - b. Printed performance curves.
 - c. Operational range diagrams.
 - d. Clearances required to other construction, if not indicated on accompanying Shop Drawings.
 5. Submit Product Data before or concurrent with Samples.
 6. Submit Product Data in the following format:
 - a. PDF electronic file.
- C. Shop Drawings: Prepare Project-specific information, drawn accurately to scale. Do not base Shop Drawings on reproductions of the Contract Documents or standard printed data, unless submittal based on Architect's digital data drawing files is otherwise permitted.
1. Preparation: Fully illustrate requirements in the Contract Documents. Include the following information, as applicable:
 - a. Identification of products.

- b. Schedules.
 - c. Compliance with specified standards.
 - d. Notation of coordination requirements.
 - e. Notation of dimensions established by field measurement.
 - f. Relationship and attachment to adjoining construction clearly indicated.
 - g. Seal and signature of professional engineer if specified.
2. Sheet Size: Except for templates, patterns, and similar full-size drawings, submit Shop Drawings on sheets at least 8-1/2 by 11 inches, but no larger than 30 by 42 inches.
 3. Submit Shop Drawings in the following format:
 - a. PDF electronic file.
- D. Samples: Submit Samples for review of kind, color, pattern, and texture for a check of these characteristics with other elements and for a comparison of these characteristics between submittal and actual component as delivered and installed.
1. Transmit Samples that contain multiple, related components such as accessories together in one submittal package.
 2. Identification: Attach label on unexposed side of Samples that includes the following:
 - a. Generic description of Sample.
 - b. Product name and name of manufacturer.
 - c. Sample source.
 - d. Number and title of applicable Specification Section.
 - e. Specification paragraph number and generic name of each item.
 3. For projects where electronic submittals are required, provide corresponding electronic submittal of Sample transmittal, digital image file illustrating Sample characteristics, and identification information for record.
 4. Disposition: Maintain sets of approved Samples at Project site, available for quality-control comparisons throughout the course of construction activity. Sample sets may be used to determine final acceptance of construction associated with each set.
 - a. Samples not incorporated into the Work, or otherwise designated as Owner's property, are the property of Contractor.
 5. Samples for Initial Selection: Submit manufacturer's color charts consisting of units or sections of units showing the full range of colors, textures, and patterns available.
 - a. Number of Samples: Submit one full set(s) of available choices where color, pattern, texture, or similar characteristics are required to be selected from manufacturer's product line. Architect will return submittal with options selected.
 6. Samples for Verification: Submit full-size units or Samples of size indicated, prepared from same material to be used for the Work, cured and finished in manner specified, and physically identical with material or product proposed for use, and that show full range of color and texture variations expected. Samples include, but are not limited to, the following: partial sections of manufactured or fabricated components; small cuts or containers of materials; complete units of repetitively used materials; swatches showing

color, texture, and pattern; color range sets; and components used for independent testing and inspection.

- a. Number of Samples: Submit one sets of Samples. Mark up and retain one returned Sample set as a project record sample.
 - 1) Submit a single Sample where assembly details, workmanship, fabrication techniques, connections, operation, and other similar characteristics are to be demonstrated.
- E. Product Schedule: As required in individual Specification Sections, prepare a written summary indicating types of products required for the Work and their intended location. Include the following information in tabular form:
 1. Type of product. Include unique identifier for each product indicated in the Contract Documents or assigned by Contractor if none is indicated.
 2. Manufacturer and product name, and model number if applicable.
 3. Number and name of room or space.
 4. Location within room or space.
 5. Submit product schedule in the following format:
 - a. PDF electronic file.
- F. Coordination Drawing Submittals: Comply with requirements specified in Section 013100 "Project Management and Coordination."
- G. Contractor's Construction Schedule: Comply with requirements specified in Section 013200 "Construction Progress Documentation."
- H. Application for Payment and Schedule of Values: Comply with requirements specified in Section 012900 "Payment Procedures."
- I. Test and Inspection Reports and Schedule of Tests and Inspections Submittals: Comply with requirements specified in Section 014000 "Quality Requirements."
- J. Closeout Submittals and Maintenance Material Submittals: Comply with requirements specified in Section 017700 "Closeout Procedures."
- K. Maintenance Data: Comply with requirements specified in Section 017823 "Operation and Maintenance Data."
- L. Qualification Data: Prepare written information that demonstrates capabilities and experience of firm or person. Include lists of completed projects with project names and addresses, contact information of architects and owners, and other information specified.
- M. Welding Certificates: Prepare written certification that welding procedures and personnel comply with requirements in the Contract Documents. Submit record of Welding Procedure Specification and Procedure Qualification Record on AWS forms. Include names of firms and personnel certified.

- N. Installer Certificates: Submit written statements on manufacturer's letterhead certifying that Installer complies with requirements in the Contract Documents and, where required, is authorized by manufacturer for this specific Project.
- O. Manufacturer Certificates: Submit written statements on manufacturer's letterhead certifying that manufacturer complies with requirements in the Contract Documents. Include evidence of manufacturing experience where required.
- P. Product Certificates: Submit written statements on manufacturer's letterhead certifying that product complies with requirements in the Contract Documents.
- Q. Material Certificates: Submit written statements on manufacturer's letterhead certifying that material complies with requirements in the Contract Documents.
- R. Material Test Reports: Submit reports written by a qualified testing agency, on testing agency's standard form, indicating and interpreting test results of material for compliance with requirements in the Contract Documents.
- S. Product Test Reports: Submit written reports indicating that current product produced by manufacturer complies with requirements in the Contract Documents. Base reports on evaluation of tests performed by manufacturer and witnessed by a qualified testing agency, or on comprehensive tests performed by a qualified testing agency.
- T. Research Reports: Submit written evidence, from a model code organization acceptable to authorities having jurisdiction, that product complies with building code in effect for Project. Include the following information:
1. Name of evaluation organization.
 2. Date of evaluation.
 3. Time period when report is in effect.
 4. Product and manufacturers' names.
 5. Description of product.
 6. Test procedures and results.
 7. Limitations of use.
- U. Preconstruction Test Reports: Submit reports written by a qualified testing agency, on testing agency's standard form, indicating and interpreting results of tests performed before installation of product, for compliance with performance requirements in the Contract Documents.
- V. Compatibility Test Reports: Submit reports written by a qualified testing agency, on testing agency's standard form, indicating and interpreting results of compatibility tests performed before installation of product. Include written recommendations for primers and substrate preparation needed for adhesion.
- W. Field Test Reports: Submit written reports indicating and interpreting results of field tests performed either during installation of product or after product is installed in its final location, for compliance with requirements in the Contract Documents.
- X. Design Data: Prepare and submit written and graphic information, including, but not limited to, performance and design criteria, list of applicable codes and regulations, and calculations. Include list of assumptions and other performance and design criteria and a summary of loads.

Include load diagrams if applicable. Provide name and version of software, if any, used for calculations. Include page numbers.

2.2 DELEGATED-DESIGN SERVICES

- A. Performance and Design Criteria: Where professional design services or certifications by a design professional are specifically required of Contractor by the Contract Documents, provide products and systems complying with specific performance and design criteria indicated.
 - 1. If criteria indicated are not sufficient to perform services or certification required, submit a written request for additional information to Architect.
- B. Delegated-Design Services Certification: In addition to Shop Drawings, Product Data, and other required submittals, submit PDF electronic file, signed and sealed by the responsible design professional, for each product and system specifically assigned to Contractor to be designed or certified by a design professional.
 - 1. Indicate that products and systems comply with performance and design criteria in the Contract Documents. Include list of codes, loads, and other factors used in performing these services.

PART 3 - EXECUTION

3.1 CONTRACTOR'S REVIEW

- A. Action and Informational Submittals: Review each submittal and check for coordination with other Work of the Contract and for compliance with the Contract Documents. Note corrections and field dimensions. Mark with approval stamp before submitting to Architect.
- B. Project Closeout and Maintenance Material Submittals: See requirements in Section 017700 "Closeout Procedures."
- C. Approval Stamp: Stamp each submittal with a uniform, approval stamp. Include Project name and location, submittal number, Specification Section title and number, name of reviewer, date of Contractor's approval, and statement certifying that submittal has been reviewed, checked, and approved for compliance with the Contract Documents.

3.2 ARCHITECT'S ACTION

- A. Action Submittals: Architect will review each submittal, make marks to indicate corrections or revisions required, and return it. Architect will stamp each submittal with an action stamp and will mark stamp appropriately to indicate action.
- B. Informational Submittals: Architect will review each submittal and will not return it, or will return it if it does not comply with requirements. Architect will forward each submittal to appropriate party.
- C. Partial submittals prepared for a portion of the Work will be reviewed when use of partial submittals has received prior approval from Architect.

- D. Incomplete submittals are unacceptable, will be considered nonresponsive, and will be returned for resubmittal without review.
- E. Submittals not required by the Contract Documents may be returned by the Architect without action.

END OF SECTION 013300

SECTION 014000 - QUALITY REQUIREMENTS

PART 1 - GENERAL

1.1 RELATED DOCUMENTS

- A. Drawings and general provisions of the Contract, including General and Supplementary Conditions and other Division 01 Specification Sections, apply to this Section.

1.2 SUMMARY

- A. Section includes administrative and procedural requirements for quality assurance and quality control.
- B. Testing and inspection services are required to verify compliance with requirements specified or indicated. These services do not relieve Contractor of responsibility for compliance with the Contract Document requirements.
 - 1. All required testing and inspections will be done by third-party inspectors hired by the Owner with schedule coordinated by Contractor.
 - 2. Specific quality-assurance and quality-control requirements for individual work results are specified in their respective Specification Sections. Requirements in individual Sections may also cover production of standard products.
 - 3. Specified tests, inspections, and related actions do not limit Contractor's other quality-assurance and quality-control procedures that facilitate compliance with the Contract Document requirements.
 - 4. Requirements for Contractor to provide quality-assurance and quality-control services required by Architect, Owner, or authorities having jurisdiction are not limited by provisions of this Section.
 - 5. Specific test and inspection requirements are not specified in this Section.

1.3 DEFINITIONS

- A. Experienced: When used with an entity or individual, "experienced" unless otherwise further described means having successfully completed a minimum of five previous projects similar in nature, size, and extent to this Project; being familiar with special requirements indicated; and having complied with requirements of authorities having jurisdiction.
- B. Field Quality-Control Tests: Tests and inspections that are performed on-site for installation of the Work and for completed Work.
- C. Installer/Applicator/Erector: Contractor or another entity engaged by Contractor as an employee, Subcontractor, or Sub-subcontractor, to perform a particular construction operation, including installation, erection, application, assembly, and similar operations.
- D. Mockups: Full-size physical assemblies that are constructed on-site either as freestanding temporary built elements or as part of permanent construction. Mockups are constructed to verify selections made under Sample submittals; to demonstrate aesthetic effects and qualities of materials and execution; to review coordination, testing, or operation; to show interface

between dissimilar materials; and to demonstrate compliance with specified installation tolerances. Mockups are not Samples. Unless otherwise indicated, approved mockups establish the standard by which the Work will be judged.

1. Integrated Exterior Mockups: Mockups of the exterior envelope constructed on-site as freestanding temporary built elements, consisting of multiple products, assemblies, and subassemblies.
- E. Preconstruction Testing: Tests and inspections performed specifically for Project before products and materials are incorporated into the Work, to verify performance or compliance with specified criteria.
- F. Product Tests: Tests and inspections that are performed by a nationally recognized testing laboratory (NRTL) according to 29 CFR 1910.7, by a testing agency accredited according to NIST's National Voluntary Laboratory Accreditation Program (NVLAP), or by a testing agency qualified to conduct product testing and acceptable to authorities having jurisdiction, to establish product performance and compliance with specified requirements.
- G. Source Quality-Control Tests: Tests and inspections that are performed at the source; for example, plant, mill, factory, or shop.
- H. Testing Agency: An entity engaged to perform specific tests, inspections, or both. Testing laboratory shall mean the same as testing agency.
- I. Quality-Assurance Services: Activities, actions, and procedures performed before and during execution of the Work to guard against defects and deficiencies and substantiate that proposed construction will comply with requirements.
- J. Quality-Control Services: Tests, inspections, procedures, and related actions during and after execution of the Work to evaluate that actual products incorporated into the Work and completed construction comply with requirements. Contractor's quality-control services do not include contract administration activities performed by Architect.

1.4 CONFLICTING REQUIREMENTS

- A. Conflicting Standards and Other Requirements: If compliance with two or more standards or requirements are specified and the standards or requirements establish different or conflicting requirements for minimum quantities or quality levels, comply with the most stringent requirement. Refer conflicting requirements that are different, but apparently equal, to Architect for direction before proceeding.
- B. Minimum Quantity or Quality Levels: The quantity or quality level shown or specified shall be the minimum provided or performed. The actual installation may comply exactly with the minimum quantity or quality specified, or it may exceed the minimum within reasonable limits. To comply with these requirements, indicated numeric values are minimum or maximum, as appropriate, for the context of requirements. Refer uncertainties to Architect for a decision before proceeding.

1.5 INFORMATIONAL SUBMITTALS

- A. Contractor's Quality-Control Plan: For quality-assurance and quality-control activities and responsibilities.
- B. Qualification Data: For Contractor's quality-control personnel.
- C. Reports: Prepare and submit certified written reports and documents as specified.
- D. Permits, Licenses, and Certificates: For Owner's record, submit copies of permits, licenses, certifications, inspection reports, releases, jurisdictional settlements, notices, receipts for fee payments, judgments, correspondence, records, and similar documents established for compliance with standards and regulations bearing on performance of the Work.

1.6 REPORTS AND DOCUMENTS

- A. Test and Inspection Reports: Prepare and submit certified written reports specified in other Sections. Include the following:
 - 1. Date of issue.
 - 2. Project title and number.
 - 3. Name, address, telephone number, and email address of testing agency.
 - 4. Dates and locations of samples and tests or inspections.
 - 5. Names of individuals making tests and inspections.
 - 6. Description of the Work and test and inspection method.
 - 7. Identification of product and Specification Section.
 - 8. Complete test or inspection data.
 - 9. Test and inspection results and an interpretation of test results.
 - 10. Record of temperature and weather conditions at time of sample taking and testing and inspection.
 - 11. Comments or professional opinion on whether tested or inspected Work complies with the Contract Document requirements.
 - 12. Name and signature of laboratory inspector.
 - 13. Recommendations on retesting and reinspecting.
- B. Manufacturer's Technical Representative's Field Reports: Prepare written information documenting manufacturer's technical representative's tests and inspections specified in other Sections. Include the following:
 - 1. Name, address, telephone number, and email address of technical representative making report.
 - 2. Statement on condition of substrates and their acceptability for installation of product.
 - 3. Statement that products at Project site comply with requirements.
 - 4. Summary of installation procedures being followed, whether they comply with requirements and, if not, what corrective action was taken.
 - 5. Results of operational and other tests and a statement of whether observed performance complies with requirements.
 - 6. Statement whether conditions, products, and installation will affect warranty.
 - 7. Other required items indicated in individual Specification Sections.

- C. Factory-Authorized Service Representative's Reports: Prepare written information documenting manufacturer's factory-authorized service representative's tests and inspections specified in other Sections. Include the following:
1. Name, address, telephone number, and email address of factory-authorized service representative making report.
 2. Statement that equipment complies with requirements.
 3. Results of operational and other tests and a statement of whether observed performance complies with requirements.
 4. Statement whether conditions, products, and installation will affect warranty.
 5. Other required items indicated in individual Specification Sections.

1.7 QUALITY ASSURANCE

- A. General: Qualifications paragraphs in this article establish the minimum qualification levels required; individual Specification Sections specify additional requirements.
- B. Manufacturer Qualifications: A firm experienced in manufacturing products or systems similar to those indicated for this Project and with a record of successful in-service performance, as well as sufficient production capacity to produce required units. As applicable, procure products from manufacturers able to meet qualification requirements, warranty requirements, and technical or factory-authorized service representative requirements.
- C. Fabricator Qualifications: A firm experienced in producing products similar to those indicated for this Project and with a record of successful in-service performance, as well as sufficient production capacity to produce required units.
- D. Installer Qualifications: A firm or individual experienced in installing, erecting, applying, or assembling work similar in material, design, and extent to that indicated for this Project, whose work has resulted in construction with a record of successful in-service performance.
- E. Professional Engineer Qualifications: A professional engineer who is legally qualified to practice in jurisdiction where Project is located and who is experienced in providing engineering services of the kind indicated. Engineering services are defined as those performed for installations of the system, assembly, or product that are similar in material, design, and extent to those indicated for this Project.
- F. Specialists: Certain Specification Sections require that specific construction activities shall be performed by entities who are recognized experts in those operations. Specialists shall satisfy qualification requirements indicated and shall be engaged for the activities indicated.
1. Requirements of authorities having jurisdiction shall supersede requirements for specialists.
- G. Testing Agency Qualifications: An NRTL, an NVLAP, or an independent agency with the experience and capability to conduct testing and inspection indicated, as documented according to ASTM E 329; and with additional qualifications specified in individual Sections; and, where required by authorities having jurisdiction, that is acceptable to authorities.
- H. Manufacturer's Technical Representative Qualifications: An authorized representative of manufacturer who is trained and approved by manufacturer to observe and inspect installation

of manufacturer's products that are similar in material, design, and extent to those indicated for this Project.

- I. **Factory-Authorized Service Representative Qualifications:** An authorized representative of manufacturer who is trained and approved by manufacturer to inspect installation of manufacturer's products that are similar in material, design, and extent to those indicated for this Project.
- J. **Mockups:** Before installing portions of the Work requiring mockups, build mockups for each form of construction and finish required to comply with the following requirements, using materials indicated for the completed Work:
 - 1. Build mockups of size indicated.
 - 2. Build mockups in location indicated or, if not indicated, as directed by Architect.
 - 3. Notify Architect seven days in advance of dates and times when mockups will be constructed.
 - 4. Employ supervisory personnel who will oversee mockup construction. Employ workers that will be employed to perform same tasks during the construction at Project.
 - 5. Demonstrate the proposed range of aesthetic effects and workmanship.
 - 6. Obtain Architect's approval of mockups before starting corresponding work, fabrication, or construction.
 - a. Allow seven days for initial review and each re-review of each mockup.
 - 7. Maintain mockups during construction in an undisturbed condition as a standard for judging the completed Work.
 - 8. Demolish and remove mockups when directed unless otherwise indicated.

1.8 QUALITY CONTROL

- A. **Owner Responsibilities:** Where quality-control services are indicated as Owner's responsibility, Owner will engage a qualified testing agency to perform these services.
 - 1. Owner will furnish Contractor with names, addresses, and telephone numbers of testing agencies engaged and a description of types of testing and inspection they are engaged to perform.
 - 2. Costs for retesting and reinspecting construction that replaces or is necessitated by work that failed to comply with the Contract Documents will be charged to Contractor.
- B. **Contractor Responsibilities:** Tests and inspections not explicitly assigned to Owner are Contractor's responsibility. Perform additional quality-control activities, whether specified or not, to verify and document that the Work complies with requirements.
 - 1. Unless otherwise indicated, provide quality-control services specified and those required by authorities having jurisdiction. Perform quality-control services required of Contractor by authorities having jurisdiction, whether specified or not.
 - 2. Engage a qualified testing agency to perform quality-control services.
 - a. Contractor shall not employ same entity engaged by Owner, unless agreed to in writing by Owner.

3. Notify testing agencies at least 24 hours in advance of time when Work that requires testing or inspection will be performed.
 4. Where quality-control services are indicated as Contractor's responsibility, submit a certified written report, in duplicate, of each quality-control service.
 5. Testing and inspection requested by Contractor and not required by the Contract Documents are Contractor's responsibility.
 6. Submit additional copies of each written report directly to authorities having jurisdiction, when they so direct.
- C. Retesting/Reinspecting: Regardless of whether original tests or inspections were Contractor's responsibility, provide quality-control services, including retesting and reinspecting, for construction that replaced Work that failed to comply with the Contract Documents.
- D. Testing Agency Responsibilities: Cooperate with Architect and Contractor in performance of duties. Provide qualified personnel to perform required tests and inspections.
1. Notify Architect and Contractor promptly of irregularities or deficiencies observed in the Work during performance of its services.
 2. Determine the locations from which test samples will be taken and in which in-situ tests are conducted.
 3. Conduct and interpret tests and inspections and state in each report whether tested and inspected work complies with or deviates from requirements.
 4. Submit a certified written report, in duplicate, of each test, inspection, and similar quality-control service through Contractor.
 5. Do not release, revoke, alter, or increase the Contract Document requirements or approve or accept any portion of the Work.
 6. Do not perform duties of Contractor.
- E. Manufacturer's Field Services: Where indicated, engage a factory-authorized service representative to inspect field-assembled components and equipment installation, including service connections. Report results in writing as specified in Section 013300 "Submittal Procedures."
- F. Manufacturer's Technical Services: Where indicated, engage a manufacturer's technical representative to observe and inspect the Work. Manufacturer's technical representative's services include participation in preinstallation conferences, examination of substrates and conditions, verification of materials, observation of Installer activities, inspection of completed portions of the Work, and submittal of written reports.
- G. Associated Contractor Services: Cooperate with agencies and representatives performing required tests, inspections, and similar quality-control services, and provide reasonable auxiliary services as requested. Notify agency sufficiently in advance of operations to permit assignment of personnel. Provide the following:
1. Access to the Work.
 2. Incidental labor and facilities necessary to facilitate tests and inspections.
 3. Adequate quantities of representative samples of materials that require testing and inspection. Assist agency in obtaining samples.
 4. Facilities for storage and field curing of test samples.
 5. Preliminary design mix proposed for use for material mixes that require control by testing agency.

6. Security and protection for samples and for testing and inspection equipment at Project site.
- H. Coordination: Coordinate sequence of activities to accommodate required quality-assurance and quality-control services with a minimum of delay and to avoid necessity of removing and replacing construction to accommodate testing and inspection.
 1. Schedule times for tests, inspections, obtaining samples, and similar activities.
- I. Schedule of Tests and Inspections: Prepare a schedule of tests, inspections, and similar quality-control services required by the Contract Documents. Coordinate and submit concurrently with Contractor's Construction Schedule. Update as the Work progresses.
 1. Distribution: Distribute schedule to Owner, Architect, testing agencies, and each party involved in performance of portions of the Work where tests and inspections are required.

1.9 SPECIAL TESTS AND INSPECTIONS

- A. Special Tests and Inspections: Conducted by a qualified special inspector as required by authorities having jurisdiction, as indicated in individual Specification Sections and as follows:
 1. Verifying that manufacturer maintains detailed fabrication and quality-control procedures and reviewing the completeness and adequacy of those procedures to perform the Work.
 2. Notifying Architect and Contractor promptly of irregularities and deficiencies observed in the Work during performance of its services.
 3. Submitting a certified written report of each test, inspection, and similar quality-control service to Architect with copy to Contractor and to authorities having jurisdiction.
 4. Submitting a final report of special tests and inspections at Substantial Completion, which includes a list of unresolved deficiencies.
 5. Interpreting tests and inspections and stating in each report whether tested and inspected work complies with or deviates from the Contract Documents.
 6. Retesting and reinspecting corrected work.

PART 2 - PRODUCTS (Not Used)

PART 3 - EXECUTION

3.1 REPAIR AND PROTECTION

- A. General: On completion of testing, inspection, sample taking, and similar services, repair damaged construction and restore substrates and finishes.
 1. Provide materials and comply with installation requirements specified in other Specification Sections or matching existing substrates and finishes. Restore patched areas and extend restoration into adjoining areas with durable seams that are as invisible as possible. Comply with the Contract Document requirements for cutting and patching in Section 017300 "Execution."
- B. Protect construction exposed by or for quality-control service activities.

- C. Repair and protection are Contractor's responsibility, regardless of the assignment of responsibility for quality-control services.

END OF SECTION 014000

SECTION 014200 - REFERENCES

PART 1 - GENERAL

1.1 RELATED DOCUMENTS

- A. Drawings and general provisions of the Contract, including General and Supplementary Conditions and other Division 01 Specification Sections, apply to this Section.

1.2 DEFINITIONS

- A. General: Basic Contract definitions are included in the Conditions of the Contract.
- B. "Approved": When used to convey Architect's action on Contractor's submittals, applications, and requests, "approved" is limited to Architect's duties and responsibilities as stated in the Conditions of the Contract.
- C. "Directed": A command or instruction by Architect. Other terms including "requested," "authorized," "selected," "required," and "permitted" have the same meaning as "directed."
- D. "Indicated": Requirements expressed by graphic representations or in written form on Drawings, in Specifications, and in other Contract Documents. Other terms including "shown," "noted," "scheduled," and "specified" have the same meaning as "indicated."
- E. "Regulations": Laws, ordinances, statutes, and lawful orders issued by authorities having jurisdiction, and rules, conventions, and agreements within the construction industry that control performance of the Work.
- F. "Furnish": Supply and deliver to Project site, ready for unloading, unpacking, assembly, installation, and similar operations.
- G. "Install": Unload, temporarily store, unpack, assemble, erect, place, anchor, apply, work to dimension, finish, cure, protect, clean, and similar operations at Project site.
- H. "Provide": Furnish and install, complete and ready for the intended use.
- I. "Project Site": Space available for performing construction activities. The extent of Project site is shown on Drawings and may or may not be identical with the description of the land on which Project is to be built.

1.3 INDUSTRY STANDARDS

- A. Applicability of Standards: Unless the Contract Documents include more stringent requirements, applicable construction industry standards have the same force and effect as if bound or copied directly into the Contract Documents to the extent referenced. Such standards are made a part of the Contract Documents by reference.
- B. Publication Dates: Comply with standards in effect as of date of the Contract Documents unless otherwise indicated.

- C. Copies of Standards: Each entity engaged in construction on Project should be familiar with industry standards applicable to its construction activity. Copies of applicable standards are not bound with the Contract Documents.
 - 1. Where copies of standards are needed to perform a required construction activity, obtain copies directly from publication source.

1.4 ABBREVIATIONS AND ACRONYMS

- A. Industry Organizations: Where abbreviations and acronyms are used in Specifications or other Contract Documents, they shall mean the recognized name of the entities indicated in Gale's "Encyclopedia of Associations: National Organizations of the U.S." or in Columbia Books' "National Trade & Professional Associations of the United States."

PART 2 - PRODUCTS (Not Used)

PART 3 - EXECUTION (Not Used)

END OF SECTION 014200

SECTION 015000 - TEMPORARY FACILITIES AND CONTROLS

PART 1 - GENERAL

1.1 RELATED DOCUMENTS

- A. Drawings and general provisions of the Contract, including General and Supplementary Conditions and other Division 01 Specification Sections, apply to this Section.

1.2 SUMMARY

- A. Section includes requirements for temporary utilities, support facilities, and security and protection facilities.
- B. Related Requirements:
 - 1. Section 011000 "Summary" for work restrictions and limitations on utility interruptions.
 - 2. See civil drawings for specifications regarding asphalt and concrete paving.

1.3 USE CHARGES

- A. General: Installation and removal of and use charges for temporary facilities shall be included in the Contract Sum unless otherwise indicated. Allow other entities to use temporary services and facilities without cost, including, but not limited to, Architect, testing agencies, and authorities having jurisdiction.
- B. Water Service: Pay water-service use charges for water used by all entities for construction operations.
- C. Electric Power Service: Pay electric-power-service use charges for electricity used by all entities for construction operations.

1.4 INFORMATIONAL SUBMITTALS

- A. Site Plan: Show temporary facilities, utility hookups, staging areas, and parking areas for construction personnel.
- B. Erosion- and Sedimentation-Control Plan: Show compliance with requirements of EPA Construction General Permit or authorities having jurisdiction, whichever is more stringent.
- C. Fire-Safety Program: Show compliance with requirements of NFPA 241 and authorities having jurisdiction. Indicate Contractor personnel responsible for management of fire-prevention program.
- D. Moisture-Protection Plan: Describe procedures and controls for protecting materials and construction from water absorption and damage.
 - 1. Describe delivery, handling, and storage provisions for materials subject to water absorption or water damage.

2. Indicate procedures for discarding water-damaged materials, protocols for mitigating water intrusion into completed Work, and replacing water-damaged Work.
 3. Indicate sequencing of work that requires water, such as sprayed fire-resistive materials, plastering, and terrazzo grinding, and describe plans for dealing with water from these operations. Show procedures for verifying that wet construction has dried sufficiently to permit installation of finish materials.
- E. Dust- and HVAC-Control Plan: Submit coordination drawing and narrative that indicates the dust- and HVAC-control measures proposed for use, proposed locations, and proposed time frame for their operation. Identify further options if proposed measures are later determined to be inadequate. Include the following:
1. Locations of dust-control partitions at each phase of work.
 2. HVAC system isolation schematic drawing.
 3. Location of proposed air-filtration system discharge.
 4. Waste handling procedures.
 5. Other dust-control measures.

1.5 QUALITY ASSURANCE

- A. Electric Service: Comply with NECA, NEMA, and UL standards and regulations for temporary electric service. Install service to comply with NFPA 70.
- B. Tests and Inspections: Arrange for authorities having jurisdiction to test and inspect each temporary utility before use. Obtain required certifications and permits.

1.6 PROJECT CONDITIONS

- A. Temporary Use of Permanent Facilities: Engage Installer of each permanent service to assume responsibility for operation, maintenance, and protection of each permanent service during its use as a construction facility before Owner's acceptance, regardless of previously assigned responsibilities.

PART 2 - PRODUCTS

2.1 MATERIALS

- A. Chain-Link Fencing: Minimum 2-inch, 0.148-inch- thick, galvanized-steel, chain-link fabric fencing; minimum 6 feet high with galvanized-steel pipe posts; minimum 2-3/8-inch- OD line posts and 2-7/8-inch- OD corner and pull posts, with 1-5/8-inch- OD top rails.
- B. Polyethylene Sheet: Reinforced, fire-resistive sheet, 10-mil minimum thickness, with flame-spread rating of 15 or less per ASTM E 84 and passing NFPA 701 Test Method 2.
- C. Insulation: Unfaced mineral-fiber blanket, manufactured from glass, slag wool, or rock wool; with maximum flame-spread and smoke-developed indexes of 25 and 50, respectively.

2.2 TEMPORARY FACILITIES

- A. Field Offices, General: Prefabricated or mobile units with serviceable finishes, temperature controls, and foundations adequate for normal loading.
- B. Common-Use Field Office: Of sufficient size to accommodate needs of Owner, Architect, and construction personnel office activities and to accommodate Project meetings specified in other Division 01 Sections. Keep office clean and orderly. Furnish and equip offices as follows:
 - 1. Furniture required for Project-site documents including file cabinets, plan tables, plan racks, and bookcases.
 - 2. Conference room of sufficient size to accommodate meetings of 10 individuals. Provide electrical power service and 120-V ac duplex receptacles, with no fewer than one receptacle on each wall. Furnish room with conference table, chairs, and 4-foot- square tack and marker boards.
 - 3. Drinking water and private toilet.
 - 4. Coffee machine and supplies.
 - 5. Heating and cooling equipment necessary to maintain a uniform indoor temperature of 68 to 72 deg F.
 - 6. Lighting fixtures capable of maintaining average illumination of 20 fc at desk height.
- C. Storage and Fabrication Sheds: Provide sheds sized, furnished, and equipped to accommodate materials and equipment for construction operations.
 - 1. Store combustible materials apart from building.

2.3 EQUIPMENT

- A. Fire Extinguishers: Portable, UL rated; with class and extinguishing agent as required by locations and classes of fire exposures.
- B. HVAC Equipment: Unless Owner authorizes use of permanent HVAC system, provide vented, self-contained, liquid-propane-gas or fuel-oil heaters with individual space thermostatic control.
 - 1. Use of gasoline-burning space heaters, open-flame heaters, or salamander-type heating units is prohibited.
 - 2. Heating Units: Listed and labeled for type of fuel being consumed, by a qualified testing agency acceptable to authorities having jurisdiction and marked for intended location and application.
 - 3. Permanent HVAC System: If Owner authorizes use of permanent HVAC system for temporary use during construction, provide filter with MERV of 8 at each return-air grille in system and remove at end of construction and clean HVAC system as required in Section 017700 "Closeout Procedures".

PART 3 - EXECUTION

3.1 INSTALLATION, GENERAL

- A. Locate facilities where they will serve Project adequately and result in minimum interference with performance of the Work. Relocate and modify facilities as required by progress of the Work.
 - 1. Locate facilities to limit site disturbance as specified in Section 011000 "Summary."
- B. Provide each facility ready for use when needed to avoid delay. Do not remove until facilities are no longer needed or are replaced by authorized use of completed permanent facilities.

3.2 TEMPORARY UTILITY INSTALLATION

- A. General: Install temporary service or connect to existing service.
 - 1. Arrange with utility company, Owner, and existing users for time when service can be interrupted, if necessary, to make connections for temporary services.
- B. Water Service: Install water service and distribution piping in sizes and pressures adequate for construction.
- C. Sanitary Facilities: Provide temporary toilets, wash facilities, and drinking water for use of construction personnel. Comply with requirements of authorities having jurisdiction for type, number, location, operation, and maintenance of fixtures and facilities.
- D. Heating and Cooling: Provide temporary heating and cooling required by construction activities for curing or drying of completed installations or for protecting installed construction from adverse effects of low temperatures or high humidity. Select equipment that will not have a harmful effect on completed installations or elements being installed.
- E. Ventilation and Humidity Control: Provide temporary ventilation required by construction activities for curing or drying of completed installations or for protecting installed construction from adverse effects of high humidity. Select equipment that will not have a harmful effect on completed installations or elements being installed. Coordinate ventilation requirements to produce ambient condition required and minimize energy consumption.
 - 1. Provide dehumidification systems when required to reduce substrate moisture levels to level required to allow installation or application of finishes.
- F. Electric Power Service: Connect to Owner's existing electric power service. Maintain equipment in a condition acceptable to Owner.
- G. Lighting: Provide temporary lighting with local switching that provides adequate illumination for construction operations, observations, inspections, and traffic conditions.
 - 1. Install and operate temporary lighting that fulfills security and protection requirements without operating entire system.
 - 2. Install lighting for Project identification sign.

- H. Telephone Service: Provide temporary telephone service in common-use facilities for use by all construction personnel. Install one telephone line(s) for each field office.
1. Provide additional telephone lines for the following:
 - a. Provide a dedicated telephone line for each facsimile machine in each field office.
 2. At each telephone, post a list of important telephone numbers.
 - a. Police and fire departments.
 - b. Ambulance service.
 - c. Contractor's home office.
 - d. Contractor's emergency after-hours telephone number.
 - e. Architect's office.
 - f. Engineers' offices.
 - g. Owner's office.
 - h. Principal subcontractors' field and home offices.
 3. Provide superintendent with cellular telephone or portable two-way radio for use when away from field office.
- I. Electronic Communication Service: Provide a desktop computer in the primary field office adequate for use by Architect and Owner to access Project electronic documents and maintain electronic communications.

3.3 SUPPORT FACILITIES INSTALLATION

- A. General: Comply with the following:
1. Provide construction for temporary offices, shops, and sheds located within construction area or within 30 feet of building lines that is noncombustible according to ASTM E 136. Comply with NFPA 241.
 2. Maintain support facilities until Architect schedules Substantial Completion inspection. Remove before Substantial Completion. Personnel remaining after Substantial Completion will be permitted to use permanent facilities, under conditions acceptable to Owner.
- B. Temporary Roads and Paved Areas: Construct and maintain temporary roads and paved areas adequate for construction operations. Locate temporary roads and paved areas within construction limits indicated on Drawings.
1. Provide dust-control treatment that is nonpolluting and nontracking. Reapply treatment as required to minimize dust.
- C. Temporary Use of Permanent Roads and Paved Areas: Locate temporary roads and paved areas in same location as permanent roads and paved areas. Construct and maintain temporary roads and paved areas adequate for construction operations. Extend temporary roads and paved areas, within construction limits indicated, as necessary for construction operations.
1. Coordinate elevations of temporary roads and paved areas with permanent roads and paved areas.

2. Prepare subgrade and install subbase and base for temporary roads and paved areas according to Section 310000 "Earthwork."
 3. Recondition base after temporary use, including removing contaminated material, regrading, proof-rolling, compacting, and testing.
 4. Delay installation of final course of permanent hot-mix asphalt pavement until immediately before Substantial Completion. Repair hot-mix asphalt base-course pavement before installation of final course according to Section 321216 "Asphalt Paving."
- D. Traffic Controls: Comply with requirements of authorities having jurisdiction.
1. Protect existing site improvements to remain including curbs, pavement, and utilities.
 2. Maintain access for fire-fighting equipment and access to fire hydrants.
- E. Parking: Provide temporary parking areas for construction personnel.
- F. Dewatering Facilities and Drains: Comply with requirements of authorities having jurisdiction. Maintain Project site, excavations, and construction free of water.
1. Dispose of rainwater in a lawful manner that will not result in flooding Project or adjoining properties or endanger permanent Work or temporary facilities.
 2. Remove snow and ice as required to minimize accumulations.
- G. Project Signs: Provide Project signs as indicated. Unauthorized signs are not permitted.
1. Identification Signs: Provide Project identification signs as indicated on Drawings.
 2. Temporary Signs: Provide other signs as indicated and as required to inform public and individuals seeking entrance to Project.
 - a. Provide temporary, directional signs for construction personnel and visitors.
 3. Maintain and touchup signs so they are legible at all times.
- H. Waste Disposal Facilities: Provide waste-collection containers in sizes adequate to handle waste from construction operations. Comply with requirements of authorities having jurisdiction. Comply with progress cleaning requirements in Section 017300 "Execution."
- 3.4 SECURITY AND PROTECTION FACILITIES INSTALLATION
- A. Protection of Existing Facilities: Protect existing vegetation, equipment, structures, utilities, and other improvements at Project site and on adjacent properties, except those indicated to be removed or altered. Repair damage to existing facilities.
- B. Environmental Protection: Provide protection, operate temporary facilities, and conduct construction as required to comply with environmental regulations and that minimize possible air, waterway, and subsoil contamination or pollution or other undesirable effects.
1. Comply with work restrictions specified in Section 011000 "Summary."

- C. Temporary Erosion and Sedimentation Control: Comply with requirements of authorities having jurisdiction, whichever is more stringent, and requirements specified in Section 311000 "Site Clearing."
- D. Stormwater Control: Comply with requirements of authorities having jurisdiction. Provide barriers in and around excavations and subgrade construction to prevent flooding by runoff of stormwater from heavy rains.
- E. Tree and Plant Protection: Comply with requirements specified in Drawings."
- F. Pest Control: Engage pest-control service to recommend practices to minimize attraction and harboring of rodents, roaches, and other pests and to perform extermination and control procedures at regular intervals so Project will be free of pests and their residues at Substantial Completion. Perform control operations lawfully, using environmentally safe materials.
- G. Site Enclosure Fence: Before construction operations begin, furnish and install site enclosure fence in a manner that will prevent people and animals from easily entering site except by entrance gates.
 - 1. Extent of Fence: As required to enclose entire Project site or portion determined sufficient to accommodate construction operations.
- H. Security Enclosure and Lockup: Install temporary enclosure around partially completed areas of construction. Provide lockable entrances to prevent unauthorized entrance, vandalism, theft, and similar violations of security. Lock entrances at end of each work day.
- I. Barricades, Warning Signs, and Lights: Comply with requirements of authorities having jurisdiction for erecting structurally adequate barricades, including warning signs and lighting.
- J. Temporary Egress: Maintain temporary egress from existing occupied facilities as indicated and as required by authorities having jurisdiction.
- K. Temporary Enclosures: Provide temporary enclosures for protection of construction, in progress and completed, from exposure, foul weather, other construction operations, and similar activities. Provide temporary weathertight enclosure for building exterior.
 - 1. Where heating or cooling is needed and permanent enclosure is incomplete, insulate temporary enclosures.
- L. Temporary Fire Protection: Install and maintain temporary fire-protection facilities of types needed to protect against reasonably predictable and controllable fire losses. Comply with NFPA 241; manage fire-prevention program.
 - 1. Prohibit smoking in construction areas.
 - 2. Supervise welding operations, combustion-type temporary heating units, and similar sources of fire ignition according to requirements of authorities having jurisdiction.
 - 3. Develop and supervise an overall fire-prevention and -protection program for personnel at Project site. Review needs with local fire department and establish procedures to be followed. Instruct personnel in methods and procedures. Post warnings and information.

4. Provide temporary standpipes and hoses for fire protection. Hang hoses with a warning sign stating that hoses are for fire-protection purposes only and are not to be removed. Match hose size with outlet size and equip with suitable nozzles.

3.5 MOISTURE AND MOLD CONTROL

- A. Contractor's Moisture-Protection Plan: Avoid trapping water in finished work. Document visible signs of mold that may appear during construction.
- B. Exposed Construction Phase: Before installation of weather barriers, when materials are subject to wetting and exposure and to airborne mold spores, protect as follows:
 1. Protect porous materials from water damage.
 2. Protect stored and installed material from flowing or standing water.
 3. Keep porous and organic materials from coming into prolonged contact with concrete.
 4. Remove standing water from decks.
 5. Keep deck openings covered or dammed.
- C. Partially Enclosed Construction Phase: After installation of weather barriers but before full enclosure and conditioning of building, when installed materials are still subject to infiltration of moisture and ambient mold spores, protect as follows:
 1. Do not load or install drywall or other porous materials or components, or items with high organic content, into partially enclosed building.
 2. Keep interior spaces reasonably clean and protected from water damage.
 3. Periodically collect and remove waste containing cellulose or other organic matter.
 4. Discard or replace water-damaged material.
 5. Do not install material that is wet.
 6. Discard, replace, or clean stored or installed material that begins to grow mold.
 7. Perform work in a sequence that allows any wet materials adequate time to dry before enclosing the material in drywall or other interior finishes.
- D. Controlled Construction Phase of Construction: After completing and sealing of the building enclosure but prior to the full operation of permanent HVAC systems, maintain as follows:
 1. Control moisture and humidity inside building by maintaining effective dry-in conditions.
 2. Use permanent HVAC system to control humidity.
 3. Comply with manufacturer's written instructions for temperature, relative humidity, and exposure to water limits.
 - a. Hygroscopic materials that may support mold growth, including wood and gypsum-based products, that become wet during the course of construction and remain wet for 48 hours are considered defective.
 - b. Measure moisture content of materials that have been exposed to moisture during construction operations or after installation. Record readings beginning at time of exposure and continuing daily for 48 hours. Identify materials containing moisture levels higher than allowed. Report findings in writing to Architect.
 - c. Remove materials that cannot be completely restored to their manufactured moisture level within 48 hours.

3.6 OPERATION, TERMINATION, AND REMOVAL

- A. Supervision: Enforce strict discipline in use of temporary facilities. To minimize waste and abuse, limit availability of temporary facilities to essential and intended uses.
- B. Maintenance: Maintain facilities in good operating condition until removal.
 - 1. Maintain operation of temporary enclosures, heating, cooling, humidity control, ventilation, and similar facilities on a 24-hour basis where required to achieve indicated results and to avoid possibility of damage.
- C. Temporary Facility Changeover: Do not change over from using temporary security and protection facilities to permanent facilities until Substantial Completion.
- D. Termination and Removal: Remove each temporary facility when need for its service has ended, when it has been replaced by authorized use of a permanent facility, or no later than Substantial Completion. Complete or, if necessary, restore permanent construction that may have been delayed because of interference with temporary facility. Repair damaged Work, clean exposed surfaces, and replace construction that cannot be satisfactorily repaired.
 - 1. Materials and facilities that constitute temporary facilities are property of Contractor. Owner reserves right to take possession of Project identification signs.
 - 2. Remove temporary roads and paved areas not intended for or acceptable for integration into permanent construction. Where area is intended for landscape development, remove soil and aggregate fill that do not comply with requirements for fill or subsoil. Remove materials contaminated with road oil, asphalt and other petrochemical compounds, and other substances that might impair growth of plant materials or lawns. Repair or replace street paving, curbs, and sidewalks at temporary entrances, as required by authorities having jurisdiction.
 - 3. At Substantial Completion, repair, renovate, and clean permanent facilities used during construction period. Comply with final cleaning requirements specified in Section 017700 "Closeout Procedures."

END OF SECTION 015000

SECTION 017419 - CONSTRUCTION WASTE MANAGEMENT AND DISPOSAL

PART 1 - GENERAL

1.1 RELATED DOCUMENTS

- A. Drawings and general provisions of the Contract, including General and Supplementary Conditions and other Division 01 Specification Sections, apply to this Section.

1.2 SUMMARY

- A. Section includes administrative and procedural requirements for the following:
 - 1. Disposing of nonhazardous construction waste.

1.3 DEFINITIONS

- A. Construction Waste: Building and site improvement materials and other solid waste resulting from construction, remodeling, renovation, or repair operations. Construction waste includes packaging.
- B. Disposal: Removal off-site of construction waste and subsequent sale, recycling, reuse, or deposit in landfill or incinerator acceptable to authorities having jurisdiction.

1.4 ACTION SUBMITTALS

- A. Waste Management Plan: Submit plan within 30 days of date established for the Notice to Proceed.

1.5 QUALITY ASSURANCE

- A. Waste Management Coordinator Qualifications: Experienced firm, with a record of successful waste management coordination of projects with similar requirements.
- B. Regulatory Requirements: Comply with hauling and disposal regulations of authorities having jurisdiction.

PART 2 - PRODUCTS (Not Used)

PART 3 - EXECUTION

3.1 PLAN IMPLEMENTATION

- A. General: Implement approved waste management plan. Provide handling, containers, storage, signage, transportation, and other items as required to implement waste management plan during the entire duration of the Contract.
 - 1. Comply with operation, termination, and removal requirements in Section 015000 "Temporary Facilities and Controls."

- B. Training: Train workers, subcontractors, and suppliers on proper waste management procedures, as appropriate for the Work.
 - 1. Distribute waste management plan to everyone concerned within three days of submittal return.
 - 2. Distribute waste management plan to entities when they first begin work on-site. Review plan procedures and locations established for salvage, recycling, and disposal.
- C. Site Access and Temporary Controls: Conduct waste management operations to ensure minimum interference with roads, streets, walks, walkways, and other adjacent occupied and used facilities.
 - 1. Comply with Section 015000 "Temporary Facilities and Controls" for controlling dust and dirt, environmental protection, and noise control.

3.2 DISPOSAL OF WASTE

- A. General: Except for items or materials to be salvaged, recycled, or otherwise reused, remove waste materials from Project site and legally dispose of them in a landfill or incinerator acceptable to authorities having jurisdiction.
 - 1. Except as otherwise specified, do not allow waste materials that are to be disposed of accumulate on-site.
 - 2. Remove and transport debris in a manner that will prevent spillage on adjacent surfaces and areas.
- B. Burning: Do not burn waste materials.
- C. Disposal: Remove waste materials from Owner's property and legally dispose of them.

END OF SECTION 017419

SECTION 017700 - CLOSEOUT PROCEDURES

PART 1 - GENERAL

1.1 RELATED DOCUMENTS

- A. Drawings and general provisions of the Contract, including General and Supplementary Conditions and other Division 01 Specification Sections, apply to this Section.

1.2 SUMMARY

- A. Section includes administrative and procedural requirements for contract closeout, including, but not limited to, the following:
 - 1. Substantial Completion procedures.
 - 2. Final completion procedures.
 - 3. Warranties.
 - 4. Final cleaning.
 - 5. Repair of the Work.
- B. Related Requirements:
 - 1. Section 017823 "Operation and Maintenance Data" for operation and maintenance manual requirements.
 - 2. Section 017839 "Project Record Documents" for submitting record Drawings, record Specifications, and record Product Data.

1.3 ACTION SUBMITTALS

- A. Product Data: For cleaning agents.
- B. Contractor's List of Incomplete Items: Initial submittal at Substantial Completion.
- C. Certified List of Incomplete Items: Final submittal at Final Completion.

1.4 CLOSEOUT SUBMITTALS

- A. Certificates of Release: From authorities having jurisdiction.
- B. Certificate of Insurance: For continuing coverage.
- C. Field Report: For pest control inspection.

1.5 MAINTENANCE MATERIAL SUBMITTALS

- A. Schedule of Maintenance Material Items: For maintenance material submittal items specified in other Sections.

1.6 SUBSTANTIAL COMPLETION PROCEDURES

- A. Contractor's List of Incomplete Items: Prepare and submit a list of items to be completed and corrected (Contractor's punch list), indicating the value of each item on the list and reasons why the Work is incomplete.
- B. Submittals Prior to Substantial Completion: Complete the following a minimum of 10 days prior to requesting inspection for determining date of Substantial Completion. List items below that are incomplete at time of request.
1. Certificates of Release: Obtain and submit releases from authorities having jurisdiction permitting Owner unrestricted use of the Work and access to services and utilities. Include occupancy permits, operating certificates, and similar releases.
 2. Submit closeout submittals specified in other Division 01 Sections, including project record documents, operation and maintenance manuals, final completion construction photographic documentation, damage or settlement surveys, property surveys, and similar final record information.
 3. Submit closeout submittals specified in individual Sections, including specific warranties, workmanship bonds, maintenance service agreements, final certifications, and similar documents.
 4. Submit maintenance material submittals specified in individual Sections, including tools, spare parts, extra materials, and similar items, and deliver to location designated by Architect. Label with manufacturer's name and model number where applicable.
 - a. Schedule of Maintenance Material Items: Prepare and submit schedule of maintenance material submittal items, including name and quantity of each item and name and number of related Specification Section. Obtain Architect's signature for receipt of submittals.
 5. Submit test/adjust/balance records.
 6. Submit changeover information related to Owner's occupancy, use, operation, and maintenance.
- C. Procedures Prior to Substantial Completion: Complete the following a minimum of 10 days prior to requesting inspection for determining date of Substantial Completion. List items below that are incomplete at time of request.
1. Advise Owner of pending insurance changeover requirements.
 2. Make final changeover of permanent locks and deliver keys to Owner. Advise Owner's personnel of changeover in security provisions.
 3. Complete startup and testing of systems and equipment.
 4. Perform preventive maintenance on equipment used prior to Substantial Completion.
 5. Instruct Owner's personnel in operation, adjustment, and maintenance of products, equipment, and systems. Submit demonstration and training video recordings specified in Section 017900 "Demonstration and Training."
 6. Advise Owner of changeover in heat and other utilities.
 7. Participate with Owner in conducting inspection and walkthrough with local emergency responders.
 8. Terminate and remove temporary facilities from Project site, along with mockups, construction tools, and similar elements.
 9. Complete final cleaning requirements, including touchup painting.

10. Touch up and otherwise repair and restore marred exposed finishes to eliminate visual defects.

D. Inspection: Submit a written request for inspection to determine Substantial Completion a minimum of 10 days prior to date the work will be completed and ready for final inspection and tests. On receipt of request, Architect will either proceed with inspection or notify Contractor of unfulfilled requirements. Architect will prepare the Certificate of Substantial Completion after inspection or will notify Contractor of items, either on Contractor's list or additional items identified by Architect, that must be completed or corrected before certificate will be issued.

1. Re-inspection: Request re-inspection when the Work identified in previous inspections as incomplete is completed or corrected.
2. Results of completed inspection will form the basis of requirements for final completion.

1.7 FINAL COMPLETION PROCEDURES

A. Submittals Prior to Final Completion: Before requesting final inspection for determining final completion, complete the following:

1. Submit a final Application for Payment according to Section 012900 "Payment Procedures."
2. Certified List of Incomplete Items: Submit certified copy of Architect's Substantial Completion inspection list of items to be completed or corrected (punch list), endorsed and dated by Architect. Certified copy of the list shall state that each item has been completed or otherwise resolved for acceptance.
3. Certificate of Insurance: Submit evidence of final, continuing insurance coverage complying with insurance requirements.
4. Submit pest-control final inspection report.

B. Inspection: Submit a written request for final inspection to determine acceptance a minimum of 10 days prior to date the work will be completed and ready for final inspection and tests. On receipt of request, Architect will either proceed with inspection or notify Contractor of unfulfilled requirements. Architect will prepare a final Certificate for Payment after inspection or will notify Contractor of construction that must be completed or corrected before certificate will be issued.

1. Re-inspection: Request re-inspection when the Work identified in previous inspections as incomplete is completed or corrected.

1.8 LIST OF INCOMPLETE ITEMS (PUNCH LIST)

A. Organization of List: Include name and identification of each space and area affected by construction operations for incomplete items and items needing correction including, if necessary, areas disturbed by Contractor that are outside the limits of construction.

1. Organize list of spaces in sequential order.
2. Organize items applying to each space by major element, including categories for ceiling, individual walls, floors, equipment, and building systems.
3. Include the following information at the top of each page:
 - a. Project name.

- b. Date.
 - c. Name of Architect.
 - d. Name of Contractor.
 - e. Page number.
4. Submit list of incomplete items in the following format:
- a. MS Excel electronic file. Architect will return annotated file.

1.9 SUBMITTAL OF PROJECT WARRANTIES

- A. Time of Submittal: Submit written warranties on request of Architect for designated portions of the Work where commencement of warranties other than date of Substantial Completion is indicated, or when delay in submittal of warranties might limit Owner's rights under warranty.
- B. Organize warranty documents into an orderly sequence based on the table of contents of Project Manual.
 1. Bind warranties and bonds in heavy-duty, three-ring, vinyl-covered, loose-leaf binders, thickness as necessary to accommodate contents, and sized to receive 8-1/2-by-11-inch paper.
 2. Provide heavy paper dividers with plastic-covered tabs for each separate warranty. Mark tab to identify the product or installation. Provide a typed description of the product or installation, including the name of the product and the name, address, and telephone number of Installer.
 3. Identify each binder on the front and spine with the typed or printed title "WARRANTIES," Project name, and name of Contractor.
 4. Warranty Electronic File: Scan warranties and bonds and assemble complete warranty and bond submittal package into a single indexed electronic PDF file with links enabling navigation to each item. Provide bookmarked table of contents at beginning of document.
- C. Provide additional copies of each warranty to include in operation and maintenance manuals.

PART 2 - PRODUCTS

2.1 MATERIALS

- A. Cleaning Agents: Use cleaning materials and agents recommended by manufacturer or fabricator of the surface to be cleaned. Do not use cleaning agents that are potentially hazardous to health or property or that might damage finished surfaces.
 1. Use cleaning products that comply with Green Seal's GS-37, or if GS-37 is not applicable, use products that comply with the California Code of Regulations maximum allowable VOC levels.

PART 3 - EXECUTION

3.1 FINAL CLEANING

- A. General: Perform final cleaning. Conduct cleaning and waste-removal operations to comply with local laws and ordinances and Federal and local environmental and antipollution regulations.
- B. Cleaning: Employ experienced workers or professional cleaners for final cleaning. Clean each surface or unit to condition expected in an average commercial building cleaning and maintenance program. Comply with manufacturer's written instructions.
 - 1. Complete the following cleaning operations before requesting inspection for certification of Substantial Completion for entire Project or for a designated portion of Project:
 - a. Clean Project site, yard, and grounds, in areas disturbed by construction activities, including landscape development areas, of rubbish, waste material, litter, and other foreign substances.
 - b. Sweep paved areas broom clean. Remove petrochemical spills, stains, and other foreign deposits.
 - c. Rake grounds that are neither planted nor paved to a smooth, even-textured surface.
 - d. Remove tools, construction equipment, machinery, and surplus material from Project site.
 - e. Remove snow and ice to provide safe access to building.
 - f. Clean exposed exterior and interior hard-surfaced finishes to a dirt-free condition, free of stains, films, and similar foreign substances. Avoid disturbing natural weathering of exterior surfaces. Restore reflective surfaces to their original condition.
 - g. Remove debris and surface dust from limited access spaces, including roofs, plenums, shafts, trenches, equipment vaults, manholes, attics, and similar spaces.
 - h. Sweep concrete floors broom clean in unoccupied spaces.
 - i. Vacuum carpet and similar soft surfaces, removing debris and excess nap; clean according to manufacturer's recommendations if visible soil or stains remain.
 - j. Clean transparent materials, including mirrors and glass in doors and windows. Remove glazing compounds and other noticeable, vision-obscuring materials. Polish mirrors and glass, taking care not to scratch surfaces.
 - k. Remove labels that are not permanent.
 - l. Wipe surfaces of mechanical and electrical equipment and similar equipment. Remove excess lubrication, paint and mortar droppings, and other foreign substances.
 - m. Clean plumbing fixtures to a sanitary condition, free of stains, including stains resulting from water exposure.
 - n. Replace disposable air filters and clean permanent air filters. Clean exposed surfaces of diffusers, registers, and grills.
 - o. Clean ducts, blowers, and coils if units were operated without filters during construction or that display contamination with particulate matter on inspection.
 - 1) Clean HVAC system in compliance with NADCA Standard 1992-01. Provide written report on completion of cleaning.

- p. Clean light fixtures, lamps, globes, and reflectors to function with full efficiency.
 - q. Leave Project clean and ready for occupancy.
- C. Pest Control: Comply with pest control requirements in Section 015000 "Temporary Facilities and Controls." Prepare written report.
 - D. Construction Waste Disposal: Comply with waste disposal requirements in Section 017419 "Construction Waste Management and Disposal."

3.2 REPAIR OF THE WORK

- A. Complete repair and restoration operations before requesting inspection for determination of Substantial Completion.
- B. Repair or remove and replace defective construction. Repairing includes replacing defective parts, refinishing damaged surfaces, touching up with matching materials, and properly adjusting operating equipment. Where damaged or worn items cannot be repaired or restored, provide replacements. Remove and replace operating components that cannot be repaired. Restore damaged construction and permanent facilities used during construction to specified condition.
 - 1. Remove and replace chipped, scratched, and broken glass, reflective surfaces, and other damaged transparent materials.
 - 2. Touch up and otherwise repair and restore marred or exposed finishes and surfaces. Replace finishes and surfaces that already show evidence of repair or restoration.
 - a. Do not paint over "UL" and other required labels and identification, including mechanical and electrical nameplates. Remove paint applied to required labels and identification.
 - 3. Replace parts subject to operating conditions during construction that may impede operation or reduce longevity.
 - 4. Replace burned-out bulbs, bulbs noticeably dimmed by hours of use, and defective and noisy starters in fluorescent and mercury vapor fixtures to comply with requirements for new fixtures.

END OF SECTION 017700

SECTION 017823 - OPERATION AND MAINTENANCE DATA

PART 1 - GENERAL

1.1 RELATED DOCUMENTS

- A. Drawings and general provisions of the Contract, including General and Supplementary Conditions and other Division 01 Specification Sections, apply to this Section.

1.2 SUMMARY

- A. Section includes administrative and procedural requirements for preparing operation and maintenance manuals, including the following:
 - 1. Operation and maintenance documentation directory.
 - 2. Operation manuals for systems, subsystems, and equipment.
 - 3. Product, systems and equipment maintenance manuals.
- B. Related Requirements:
 - 1. Section 013300 "Submittal Procedures" for submitting copies of submittals for operation and maintenance manuals.
 - 2. Divisions 02 through 28 Sections for specific operation and maintenance manual requirements for the Work in those Sections.

1.3 DEFINITIONS

- A. System: An organized collection of parts, equipment, or subsystems united by regular interaction.
- B. Subsystem: A portion of a system with characteristics similar to a system.

1.4 CLOSEOUT SUBMITTALS

- A. Manual Content: Operations and maintenance manual content is specified in individual Specification Sections to be reviewed at the time of Section submittals. Submit reviewed manual content formatted and organized as required by this Section.
 - 1. Architect will comment on whether content of operations and maintenance submittals are acceptable.
 - 2. Where applicable, clarify and update reviewed manual content to correspond to revisions and field conditions.
- B. Format: Submit operations and maintenance manuals in the following format:
 - 1. PDF electronic file. Assemble each manual into a composite electronically indexed file. Submit on digital media acceptable to Engineer.
 - a. Name each indexed document file in composite electronic index with applicable item name. Include a complete electronically linked operation and maintenance directory.

- b. Enable inserted reviewer comments on draft submittals.
 2. Paper copies. Include a complete operation and maintenance directory. Enclose title pages and directories in clear plastic sleeves.
 - a. Submit one copy to Architect along with PDF electronic file. Architect will not return paper copy.
 - b. Provide three copies of final manual with corrections to Owner.
- C. Final Manual Submittal: Submit each manual in final form prior to requesting inspection for Substantial Completion and at least 15 days before commencing demonstration and training. Engineer will return copy with comments.
 1. Correct or revise each manual to comply with Engineer's comments. Submit copies of each corrected manual within 15 days of receipt of Engineer's comments and prior to commencing demonstration and training.
 2. Format: PDF electronic file and paper copies.

PART 2 - PRODUCTS

2.1 OPERATION AND MAINTENANCE DOCUMENTATION DIRECTORY

- A. Directory: Prepare a single, comprehensive directory of emergency, operation, and maintenance data and materials, listing items and their location to facilitate ready access to desired information. Include a section in the directory for each of the following:
 1. List of documents, systems, and equipment.
 2. Table of contents.
- B. List of Systems and Subsystems: List systems alphabetically. Include references to operation and maintenance manuals that contain information about each system.
- C. List of Equipment: List equipment for each system, organized alphabetically by system. For pieces of equipment not part of system, list alphabetically in separate list.
- D. Tables of Contents: Include a table of contents for each emergency, operation, and maintenance manual.
- E. Identification: In the documentation directory and in each operation and maintenance manual, identify each system, subsystem, and piece of equipment with same designation used in the Contract Documents. If no designation exists, assign a designation according to ASHRAE Guideline 4, "Preparation of Operating and Maintenance Documentation for Building Systems."

2.2 REQUIREMENTS FOR EMERGENCY, OPERATION, AND MAINTENANCE MANUALS

- A. Organization: Unless otherwise indicated, organize each manual into a separate section for each system and subsystem, and a separate section for each piece of equipment not part of a system. Each manual shall contain the following materials, in the order listed:
 1. Title page.

2. Table of contents.
 3. Manual contents.
- B. Title Page: Include the following information:
1. Subject matter included in manual.
 2. Name and address of Project.
 3. Name and address of Owner.
 4. Date of submittal.
 5. Name and contact information for Contractor.
 6. Name and contact information for Engineer.
 7. Names and contact information for major consultants to the Engineer that designed the systems contained in the manuals.
- C. Table of Contents: List each product included in manual, identified by product name, indexed to the content of the volume, and cross-referenced to Specification Section number in Project Manual.
1. If operation or maintenance documentation requires more than one volume to accommodate data, include comprehensive table of contents for all volumes in each volume of the set.
- D. Manual Contents: Organize into sets of manageable size. Arrange contents alphabetically by system, subsystem, and equipment. If possible, assemble instructions for subsystems, equipment, and components of one system into a single binder.
- E. Manuals, Electronic Files: Submit manuals in the form of a multiple file composite electronic PDF file for each manual type required.
1. Electronic Files: Use electronic files prepared by manufacturer where available. Where scanning of paper documents is required, configure scanned file for minimum readable file size.
 2. File Names and Bookmarks: Enable bookmarking of individual documents based on file names. Name document files to correspond to system, subsystem, and equipment names used in manual directory and table of contents. Group documents for each system and subsystem into individual composite bookmarked files, then create composite manual, so that resulting bookmarks reflect the system, subsystem, and equipment names in a readily navigated file tree. Configure electronic manual to display bookmark panel on opening file.
- F. Manuals, Paper Copy: Submit manuals in the form of hard copy, bound and labeled volumes.
1. Binders: Heavy-duty, three-ring, vinyl-covered, loose-leaf binders, in thickness necessary to accommodate contents, sized to hold 8-1/2-by-11-inch paper; with clear plastic sleeve on spine to hold label describing contents and with pockets inside covers to hold folded oversize sheets.
 - a. If two or more binders are necessary to accommodate data of a system, organize data in each binder into groupings by subsystem and related components. Cross-reference other binders if necessary, to provide essential information for proper operation or maintenance of equipment or system.

- b. Identify each binder on front and spine, with printed title "OPERATION AND MAINTENANCE MANUAL," Project title or name, subject matter of contents, and indicate Specification Section number on bottom of spine. Indicate volume number for multiple-volume sets.
2. Dividers: Heavy-paper dividers with plastic-covered tabs for each section of the manual. Mark each tab to indicate contents. Include typed list of products and major components of equipment included in the section on each divider, cross-referenced to Specification Section number and title of Project Manual.
3. Protective Plastic Sleeves: Transparent plastic sleeves designed to enclose diagnostic software storage media for computerized electronic equipment.
4. Supplementary Text: Prepared on 8-1/2-by-11-inch white bond paper.
5. Drawings: Attach reinforced, punched binder tabs on drawings and bind with text.
 - a. If oversize drawings are necessary, fold drawings to same size as text pages and use as foldouts.
 - b. If drawings are too large to be used as foldouts, fold and place drawings in labeled envelopes and bind envelopes in rear of manual. At appropriate locations in manual, insert typewritten pages indicating drawing titles, descriptions of contents, and drawing locations.

2.3 OPERATION MANUALS

- A. Content: In addition to requirements in this Section, include operation data required in individual Specification Sections and the following information:
 1. System, subsystem, and equipment descriptions. Use designations for systems and equipment indicated on Contract Documents.
 2. Performance and design criteria if Contractor has delegated design responsibility.
 3. Operating standards.
 4. Operating procedures.
 5. Operating logs.
 6. Wiring diagrams.
 7. Control diagrams.
 8. Piped system diagrams.
 9. Precautions against improper use.
 10. License requirements including inspection and renewal dates.
- B. Descriptions: Include the following:
 1. Product name and model number. Use designations for products indicated on Contract Documents.
 2. Manufacturer's name.
 3. Equipment identification with serial number of each component.
 4. Equipment function.
 5. Operating characteristics.
 6. Limiting conditions.
 7. Performance curves.
 8. Engineering data and tests.
 9. Complete nomenclature and number of replacement parts.

- C. Operating Procedures: Include the following, as applicable:
 - 1. Startup procedures.
 - 2. Equipment or system break-in procedures.
 - 3. Routine and normal operating instructions.
 - 4. Instructions on stopping.
 - 5. Normal shutdown instructions.
 - 6. Seasonal and weekend operating instructions.
 - 7. Required sequences for electric or electronic systems.
 - 8. Special operating instructions and procedures.
- D. Systems and Equipment Controls: Describe the sequence of operation, and diagram controls as installed.
- E. Piped Systems: Diagram piping as installed and identify color-coding where required for identification.

2.4 PRODUCT MAINTENANCE MANUALS

- A. Content: Organize manual into a separate section for each product, material, and finish. Include source information, product information, maintenance procedures, repair materials and sources, and warranties and bonds, as described below.
- B. Source Information: List each product included in manual, identified by product name and arranged to match manual's table of contents. For each product, list name, address, and telephone number of Installer or supplier and maintenance service agent, and cross-reference Specification Section number and title in Project Manual and drawing or schedule designation or identifier where applicable.
- C. Product Information: Include the following, as applicable:
 - 1. Product name and model number.
 - 2. Manufacturer's name.
 - 3. Color, pattern, and texture.
 - 4. Material and chemical composition.
 - 5. Reordering information for specially manufactured products.
- D. Maintenance Procedures: Include manufacturer's written recommendations and the following:
 - 1. Inspection procedures.
 - 2. Types of cleaning agents to be used and methods of cleaning.
 - 3. List of cleaning agents and methods of cleaning detrimental to product.
 - 4. Schedule for routine cleaning and maintenance.
 - 5. Repair instructions.
- E. Repair Materials and Sources: Include lists of materials and local sources of materials and related services.
- F. Warranties and Bonds: Include copies of warranties and bonds and lists of circumstances and conditions that would affect validity of warranties or bonds.
 - 1. Include procedures to follow and required notifications for warranty claims.

2.5 SYSTEMS AND EQUIPMENT MAINTENANCE MANUALS

- A. Content: For each system, subsystem, and piece of equipment not part of a system, include source information, manufacturers' maintenance documentation, maintenance procedures, maintenance and service schedules, spare parts list and source information, maintenance service contracts, and warranty and bond information, as described below.
- B. Source Information: List each system, subsystem, and piece of equipment included in manual, identified by product name and arranged to match manual's table of contents. For each product, list name, address, and telephone number of Installer or supplier and maintenance service agent, and cross-reference Specification Section number and title in Project Manual and drawing or schedule designation or identifier where applicable.
- C. Manufacturers' Maintenance Documentation: Manufacturers' maintenance documentation including the following information for each component part or piece of equipment:
 - 1. Standard maintenance instructions and bulletins.
 - 2. Drawings, diagrams, and instructions required for maintenance, including disassembly and component removal, replacement, and assembly.
 - 3. Identification and nomenclature of parts and components.
 - 4. List of items recommended to be stocked as spare parts.
- D. Maintenance Procedures: Include the following information and items that detail essential maintenance procedures:
 - 1. Test and inspection instructions.
 - 2. Troubleshooting guide.
 - 3. Precautions against improper maintenance.
 - 4. Disassembly; component removal, repair, and replacement; and reassembly instructions.
 - 5. Aligning, adjusting, and checking instructions.
 - 6. Demonstration and training video recording, if available.
- E. Maintenance and Service Schedules: Include service and lubrication requirements, list of required lubricants for equipment, and separate schedules for preventive and routine maintenance and service with standard time allotment.
 - 1. Scheduled Maintenance and Service: Tabulate actions for daily, weekly, monthly, quarterly, semiannual, and annual frequencies.
 - 2. Maintenance and Service Record: Include manufacturers' forms for recording maintenance.
- F. Spare Parts List and Source Information: Include lists of replacement and repair parts, with parts identified and cross-referenced to manufacturers' maintenance documentation and local sources of maintenance materials and related services.
- G. Warranties and Bonds: Include copies of warranties and bonds and lists of circumstances and conditions that would affect validity of warranties or bonds.
 - 1. Include procedures to follow and required notifications for warranty claims.

PART 3 - EXECUTION

3.1 MANUAL PREPARATION

- A. Operation and Maintenance Documentation Directory: Prepare a separate manual that provides an organized reference to emergency, operation, and maintenance manuals.
- B. Product Maintenance Manual: Assemble a complete set of maintenance data indicating care and maintenance of each product, material, and finish incorporated into the Work.
- C. Operation and Maintenance Manuals: Assemble a complete set of operation and maintenance data indicating operation and maintenance of each system, subsystem, and piece of equipment not part of a system.
 - 1. Engage a factory-authorized service representative to assemble and prepare information for each system, subsystem, and piece of equipment not part of a system.
 - 2. Prepare a separate manual for each system and subsystem, in the form of an instructional manual for use by Owner's operating personnel.
- D. Manufacturers' Data: Where manuals contain manufacturers' standard printed data, include only sheets pertinent to product or component installed. Mark each sheet to identify each product or component incorporated into the Work. If data include more than one item in a tabular format, identify each item using appropriate references from the Contract Documents. Identify data applicable to the Work and delete references to information not applicable.
 - 1. Prepare supplementary text if manufacturers' standard printed data are not available and where the information is necessary for proper operation and maintenance of equipment or systems.
- E. Drawings: Prepare drawings supplementing manufacturers' printed data to illustrate the relationship of component parts of equipment and systems and to illustrate control sequence and flow diagrams. Coordinate these drawings with information contained in record Drawings to ensure correct illustration of completed installation.
 - 1. Do not use original project record documents as part of operation and maintenance manuals.
 - 2. Comply with requirements of newly prepared record Drawings in Division 01 Section "Project Record Documents."
- F. Comply with Division 01 Section "Closeout Procedures" for schedule for submitting operation and maintenance documentation.

END OF SECTION 017823

SECTION 017839 - PROJECT RECORD DOCUMENTS

PART 1 - GENERAL

1.1 RELATED DOCUMENTS

- A. Drawings and general provisions of the Contract, including General and Supplementary Conditions and other Division 01 Specification Sections, apply to this Section.

1.2 SUMMARY

- A. Section includes administrative and procedural requirements for project record documents, including the following:

- 1. Record Drawings.
- 2. Record Specifications.
- 3. Record Product Data.
- 4. Miscellaneous record submittals.

- B. Related Requirements:

- 1. Section 017700 "Closeout Procedures" for general closeout procedures.
- 2. Section 017823 "Operation and Maintenance Data" for operation and maintenance manual requirements.

1.3 CLOSEOUT SUBMITTALS

- A. Record Drawings: Comply with the following:

- 1. Number of Copies: Submit one set(s) of marked-up record prints.
- 2. Number of Copies: Submit copies of record Drawings as follows:
 - a. Initial Submittal:
 - 1) Submit PDF electronic files of scanned record prints and one of file prints.
 - 2) Submit record digital data files and one set(s) of plots.
 - 3) Architect will indicate whether general scope of changes, additional information recorded, and quality of drafting are acceptable.
 - b. Final Submittal:
 - 1) Submit PDF electronic files of scanned record prints and three set(s) of prints.
 - 2) Print each drawing, whether or not changes and additional information were recorded.
 - c. Final Submittal:
 - 1) Submit record digital data files and three set(s) of record digital data file plots.

- 2) Plot each drawing file, whether or not changes and additional information were recorded.
- B. Record Specifications: Submit annotated PDF electronic files of Project's Specifications, including addenda and contract modifications.
- C. Record Product Data: Submit annotated PDF electronic files and directories of each submittal.
 1. Where record Product Data are required as part of operation and maintenance manuals, submit duplicate marked-up Product Data as a component of manual.

PART 2 - PRODUCTS

2.1 RECORD DRAWINGS

- A. Record Prints: Maintain one set of marked-up paper copies of the Contract Drawings and Shop Drawings, incorporating new and revised drawings as modifications are issued.
 1. Preparation: Mark record prints to show the actual installation where installation varies from that shown originally. Require individual or entity who obtained record data, whether individual or entity is Installer, subcontractor, or similar entity, to provide information for preparation of corresponding marked-up record prints.
 - a. Give particular attention to information on concealed elements that would be difficult to identify or measure and record later.
 - b. Accurately record information in an acceptable drawing technique.
 - c. Record data as soon as possible after obtaining it.
 - d. Record and check the markup before enclosing concealed installations.
 - e. Cross-reference record prints to corresponding archive photographic documentation.
 2. Content: Types of items requiring marking include, but are not limited to, the following:
 - a. Dimensional changes to Drawings.
 - b. Revisions to details shown on Drawings.
 - c. Locations and depths of underground utilities.
 - d. Revisions to routing of piping and conduits.
 - e. Revisions to electrical circuitry.
 - f. Actual equipment locations.
 - g. Changes made following Architect's written orders.
 - h. Details not on the original Contract Drawings.
 - i. Field records for variable and concealed conditions.
 - j. Record information on the Work that is shown only schematically.
 3. Mark the Contract Drawings and Shop Drawings completely and accurately. Use personnel proficient at recording graphic information in production of marked-up record prints.
 4. Mark record sets with erasable, red-colored pencil. Use other colors to distinguish between changes for different categories of the Work at same location.

5. Mark important additional information that was either shown schematically or omitted from original Drawings.
 6. Note Construction Change Directive numbers, alternate numbers, Change Order numbers, and similar identification, where applicable.
- B. Record Digital Data Files: Immediately before inspection for Certificate of Substantial Completion, review marked-up record prints with Architect. When authorized, prepare a full set of corrected digital data files of the Contract Drawings, as follows:
1. Format: DWG, latest version, Microsoft Windows operating system, or annotated PDF electronic file with comment function enabled.
 2. Incorporate changes and additional information previously marked on record prints. Delete, redraw, and add details and notations where applicable.
 3. Refer instances of uncertainty to Architect for resolution.
 4. Architect will furnish Contractor one set of digital data files of the Contract Drawings for use in recording information.
 - a. See Section 013300 "Submittal Procedures" for requirements related to use of Architect's digital data files.
 - b. Architect will provide data file layer information. Record markups in separate layers.
- C. Format: Identify and date each record Drawing; include the designation "PROJECT RECORD DRAWING" in a prominent location.
1. Format: Annotated PDF electronic file with comment function enabled.
 2. Record Digital Data Files: Organize digital data information into separate electronic files that correspond to each sheet of the Contract Drawings. Name each file with the sheet identification. Include identification in each digital data file.
 3. Identification: As follows:
 - a. Project name.
 - b. Date.
 - c. Designation "PROJECT RECORD DRAWINGS."
 - d. Name of Architect.
 - e. Name of Contractor.

2.2 RECORD SPECIFICATIONS

- A. Preparation: Mark Specifications to indicate the actual product installation where installation varies from that indicated in Specifications, addenda, and contract modifications.
1. Give particular attention to information on concealed products and installations that cannot be readily identified and recorded later.
 2. Note related Change Orders and record Drawings where applicable.
- B. Format: Submit record Specifications as annotated PDF electronic file.

2.3 RECORD PRODUCT DATA

- A. Preparation: Mark Product Data to indicate the actual product installation where installation varies substantially from that indicated in Product Data submittal.
 - 1. Give particular attention to information on concealed products and installations that cannot be readily identified and recorded later.
 - 2. Include significant changes in the product delivered to Project site and changes in manufacturer's written instructions for installation.
 - 3. Note related Change Orders, record Specifications, and record Drawings where applicable.
- B. Format: Submit record Product Data as annotated PDF electronic file.
 - 1. Include record Product Data directory organized by Specification Section number and title, electronically linked to each item of record Product Data.

PART 3 - EXECUTION

3.1 RECORDING AND MAINTENANCE

- A. Recording: Maintain one copy of each submittal during the construction period for project record document purposes. Post changes and revisions to project record documents as they occur; do not wait until end of Project.
- B. Maintenance of Record Documents and Samples: Store record documents and Samples in the field office apart from the Contract Documents used for construction. Do not use project record documents for construction purposes. Maintain record documents in good order and in a clean, dry, legible condition, protected from deterioration and loss. Provide access to project record documents for Architect's reference during normal working hours.

END OF SECTION 017839

SECTION 017900 - DEMONSTRATION AND TRAINING

PART 1 - GENERAL

1.1 RELATED DOCUMENTS

- A. Drawings and general provisions of the Contract, including General and Supplementary Conditions and other Division 01 Specification Sections, apply to this Section.

1.2 SUMMARY

- A. Section includes administrative and procedural requirements for instructing Owner's personnel, including the following:
 - 1. Instruction in operation and maintenance of systems, subsystems, and equipment.
 - 2. Demonstration and training video recordings.

1.3 INFORMATIONAL SUBMITTALS

- A. Instruction Program: Submit outline of instructional program for demonstration and training, including a list of training modules and a schedule of proposed dates, times, length of instruction time, and instructors' names for each training module. Include learning objective and outline for each training module.
 - 1. Indicate proposed training modules using manufacturer-produced demonstration and training video recordings for systems, equipment, and products in lieu of video recording of live instructional module.
 - 2. Any manufacturer-produced videos must be reviewed as a group with operational personnel and the Contractor in case questions arise. Do not simply turn into the owner.
- B. Qualification Data: For instructor.
- C. Attendance Record: For each training module, submit list of participants and length of instruction time.
- D. Evaluations: For each participant and for each training module, submit results and documentation of performance-based test.

1.4 CLOSEOUT SUBMITTALS

- A. Demonstration and Training Video Recordings: Submit two copies within seven days of end of each training module.
 - 1. Identification: On each copy, provide an applied label with the following information:
 - a. Name of Project.
 - b. Name and address of videographer.
 - c. Name of Architect.
 - d. Name of Construction Manager.
 - e. Name of Contractor.
 - f. Date of video recording.

2. Transcript: Prepared in PDF electronic format. Include a cover sheet with same label information as the corresponding video recording and a table of contents with links to corresponding training components. Include name of Project and date of video recording on each page.
3. At completion of training, submit complete training manual(s) for Owner's use prepared in same PDF file format required for operation and maintenance manuals specified in Section 017823 "Operation and Maintenance Data."

1.5 QUALITY ASSURANCE

- A. Instructor Qualifications: A factory-authorized service representative, complying with requirements in Section 014000 "Quality Requirements," experienced in operation and maintenance procedures and training.
- B. Pre-instruction Conference: Conduct conference at Project site to comply with requirements in Section 013100 "Project Management and Coordination." Review methods and procedures related to demonstration and training including, but not limited to, the following:
 1. Inspect and discuss locations and other facilities required for instruction.
 2. Review and finalize instruction schedule and verify availability of educational materials, instructors' personnel, audiovisual equipment, and facilities needed to avoid delays.
 3. Review required content of instruction.
 4. For instruction that must occur outside, review weather and forecasted weather conditions and procedures to follow if conditions are unfavorable.

1.6 COORDINATION

- A. Coordinate instruction schedule with Owner's operations. Adjust schedule as required to minimize disrupting Owner's operations and to ensure availability of Owner's personnel.
- B. Coordinate instructors, including providing notification of dates, times, length of instruction time, and course content.
- C. Coordinate content of training modules with content of approved emergency, operation, and maintenance manuals. Do not submit instruction program until operation and maintenance data have been reviewed and approved by Architect.

1.7 INSTRUCTION PROGRAM

- A. Program Structure: Develop an instruction program that includes individual training modules for each system and for equipment not part of a system, as required by individual Specification Sections.
- B. Training Modules: Develop a learning objective and teaching outline for each module. Include a description of specific skills and knowledge that participant is expected to master. For each module, include instruction for the following as applicable to the system, equipment, or component:
 1. Basis of System Design, Operational Requirements, and Criteria: Include the following:
 - a. System, subsystem, and equipment descriptions.

- b. Performance and design criteria if Contractor is delegated design responsibility.
 - c. Operating standards.
 - d. Regulatory requirements.
 - e. Equipment function.
 - f. Operating characteristics.
 - g. Limiting conditions.
 - h. Performance curves.
2. Documentation: Review the following items in detail:
 - a. Emergency manuals.
 - b. Systems and equipment operation manuals.
 - c. Systems and equipment maintenance manuals.
 - d. Product maintenance manuals.
 - e. Project Record Documents.
 - f. Identification systems.
 - g. Warranties and bonds.
 - h. Maintenance service agreements and similar continuing commitments.
3. Emergencies: Include the following, as applicable:
 - a. Instructions on meaning of warnings, trouble indications, and error messages.
 - b. Instructions on stopping.
 - c. Shutdown instructions for each type of emergency.
 - d. Operating instructions for conditions outside of normal operating limits.
 - e. Sequences for electric or electronic systems.
 - f. Special operating instructions and procedures.
4. Operations: Include the following, as applicable:
 - a. Startup procedures.
 - b. Equipment or system break-in procedures.
 - c. Routine and normal operating instructions.
 - d. Regulation and control procedures.
 - e. Control sequences.
 - f. Safety procedures.
 - g. Instructions on stopping.
 - h. Normal shutdown instructions.
 - i. Operating procedures for emergencies.
 - j. Operating procedures for system, subsystem, or equipment failure.
 - k. Seasonal and weekend operating instructions.
 - l. Required sequences for electric or electronic systems.
 - m. Special operating instructions and procedures.
5. Adjustments: Include the following:
 - a. Alignments.
 - b. Checking adjustments.
 - c. Noise and vibration adjustments.
 - d. Economy and efficiency adjustments.

6. Troubleshooting: Include the following:
 - a. Diagnostic instructions.
 - b. Test and inspection procedures.

7. Maintenance: Include the following:
 - a. Inspection procedures.
 - b. Types of cleaning agents to be used and methods of cleaning.
 - c. List of cleaning agents and methods of cleaning detrimental to product.
 - d. Procedures for routine cleaning.
 - e. Procedures for preventive maintenance.
 - f. Procedures for routine maintenance.
 - g. Instruction on use of special tools.

8. Repairs: Include the following:
 - a. Diagnosis instructions.
 - b. Repair instructions.
 - c. Disassembly; component removal, repair, and replacement; and reassembly instructions.
 - d. Instructions for identifying parts and components.
 - e. Review of spare parts needed for operation and maintenance.

1.8 PREPARATION

- A. Assemble educational materials necessary for instruction, including documentation and training module. Assemble training modules into a training manual organized in coordination with requirements in Section 017823 "Operation and Maintenance Data."
- B. Set up instructional equipment at instruction location.

1.9 INSTRUCTION

- A. Engage qualified instructors to instruct Owner's personnel to adjust, operate, and maintain systems, subsystems, and equipment not part of a system.
- B. Scheduling: Provide instruction at mutually agreed-on times. For equipment that requires seasonal operation, provide similar instruction at start of each season.
 1. Schedule training with Owner, through Construction Manager, with at least seven days' advance notice.
- C. Training Location and Reference Material: Conduct training on-site in the completed and fully operational facility using the actual equipment in-place. Conduct training using final operation and maintenance data submittals.
- D. Cleanup: Collect used and leftover educational materials and give to Owner. Remove instructional equipment. Restore systems and equipment to condition existing before initial training use.

PART 2 - PRODUCTS (not used)

PART 3 - EXECUTION (not used)

END OF SECTION 017900

SECTION 328400 – IRRIGATION SYSTEMS

A. PART 1 GENERAL

1.01 RELATED DOCUMENTS

- A. Drawings and general provisions of the Contract, including General and Supplementary Conditions and Division 01 Specification Sections, apply to this Section.

1.02 SUMMARY

- A. This Section includes piping, valves, sprinklers, controls, and wiring for automatic control irrigation systems.
- B. Extent of the underground irrigation system is shown in the plans, schedules, and notes.
- C. Provide all labor. Materials and equipment required or inferred from the Drawing and Specifications to complete the Work of this Section.
- D. Provide a complete and operable system for the irrigation of all landscapes areas on the project site, unless indicated otherwise. The Drawings and specifications are intended to include all items obviously necessary and requisite for the proper irrigation of the project.
- E. The contractor shall be responsible for adjusting head locations, nozzle type and size, and any other system components so that the irrigation system layout is coordinated with actual field conditions. Such adjustments shall be made at no cost to the Owner except, when authorized in writing, such adjustments which will be compensated for at an agreed upon cost.

1.03 DEFINITIONS

- A. Lateral Piping: Downstream from control valves to sprinklers, specialties, and drain valves. Piping is under pressure during flow.
- B. Drain Piping: Downstream from circuit-piping drain valves. Piping is not under pressure.
- C. Mainline Piping: Downstream from point of connection to water distribution piping to, and including, control valves. Piping is under water-distribution-system pressure.
- D. The following are industry abbreviations for plastic materials:
 - 1. ABS: Acrylonitrile-butadiene-styrene plastic.
 - 2. FRP: Fiberglass-reinforced plastic.

3. PA: Polyamide (nylon) plastic.
4. PE: Polyethylene plastic.
5. PP: Polypropylene plastic.
6. PTFE: Polytetrafluoroethylene plastic.
7. PVC: Polyvinyl chloride plastic.
8. TFE: Tetrafluoroethylene plastic.
9. HDPE High Density Polyethylene plastic.

1.04 PERFORMANCE REQUIREMENTS

- A. Head to head coverage irrigation system for lawns and exterior plants as shown or indicated on associated plans.
- B. Drawings are diagrammatic and generally indicate the Work to be installed. The Drawing do not indicate all off-set fittings that may be necessary. The Contractor shall furnish such items as may be required to complete the work.
- C. Location of Sprinklers and Specialties: Design location is approximate. Make minor adjustments necessary to avoid plantings and obstructions such as signs and light standards. Maintain a minimum of head to head coverage and dripline row spacing for turf and planting areas unless otherwise indicated.
- D. Minimum Working Pressures: The following are minimum pressure requirements for piping, valves, and specialties, unless otherwise indicated:
 1. Irrigation Main Piping: 200 psi.
 2. Lateral Piping: 200 psi.

1.05 SUBMITTALS

- A. Approval: Obtain approval from Landscape Architect for all submittals prior to the beginning of Work, unless otherwise approved.
- B. Product Data: Individual copies for product data shall be submitted Include pressure ratings, rated capacities, and settings of selected models for the following:
 1. Contractor Qualifications as per Section 1.06.A.
 2. Sprinklers and nozzles.
 3. Electrical Control Valves.
 4. Drip Control Valves.
 5. Quick Coupler Valves.
 6. Isolation Valves.
 7. Valve boxes.
 8. Drip Tubing and fittings.

9. Drip Indicator.
 10. Controllers and associated communication equipment.
 11. Control cables. Include splice kits.
 12. Decoders.
 13. Grounding equipment.
 14. Rain Sensor
 15. PVC fittings.
 16. PVC Primer and Cement.
 17. Mainline, Lateral and Sleeve piping.
 18. Mainline, Lateral pipe fittings
- B. As-Built Drawings: Any changes in the layout and or arrangements of the proposed irrigation system, or any other differences between the proposed system and actual installed conditions are to be recorded by the Irrigation Contractor in the form of an "As-Built" Drawing. As-Built Drawing to be produced in an electronic format using AutoCAD. Provide the Owner and the Landscape Architect and AutoCAD & PDF file along with five(5) hard copies of the As-Built Drawings before Work under this Contract will be considered for Acceptance. All automatic and manual valves, hose bibs or quick couplers, wire splice, and pressurized mainline locations shall be show with actual field dimensions in feet and inches from tow permanent reference points so they may be located easily in the field. Submittals of approved As-Built Drawing will precede any Application for Final Payment by the Contractor.
- C. Operation and Maintenance Data: For irrigation systems, to include in emergency, operation, and maintenance manuals, including data for the following:
1. Automatic-control valves.
 2. Isolation valves.
 3. Sprinklers.
 4. Control systems.
- C. Test Reports: Field test results of the irrigation supply well to include flow rates, and recovery rates.
- D. Shop Drawings: Submit certified shop drawings showing complete information for fabrication and installation of pump station. Shop drawings shall include a complete electrical wiring diagram.

1.06 QUALITY ASSURANCE

- A. Installer Qualifications: Engage a firm or firms specializing in irrigation system installation. Installer shall have successfully completed five projects similar in material, size, scope and complexity to that indicated for this Project that have resulted in construction with a record of successful in-service performance. Provide listing of the 5 similar project showing number of zones, water source, mainline sizes, control system and project contact phone number and e-mail address.
- B. Electrical Components, Devices, and Accessories: Listed and labeled as defined in NFPA 70, Article 100, by a testing agency acceptable to authorities having jurisdiction, and marked for intended use.

- C. Codes and Standards: Perform the work in compliance with applicable requirements of governing authorities having jurisdiction. County regulations supersede these specifications. Notify Landscape Architect in writing of all discrepancies immediately.
- D. Approval and Selection of Materials and Work: The selection of all materials and the execution of all operations required under the Drawings and Specifications is subject to the approval of the Owner and Landscape Architect. They have the right to reject any and all materials and any and all work which, in their opinion, does not meet the requirements of the Contract Documents at any state of the operations. Remove rejected Work and or materials from the project site and replace promptly.
- E. Do Not Make Substitutions: If the Contractor desires to make substitutions of materials, sufficient descriptive literature and material samples must be furnished to establish the material as an equal substitute. In addition, the Contractor must state his reasons for desiring substitute materials and any potential cost savings. Submit this request and information to the Landscape Architect.

1.07 DELIVERY, STORAGE, AND HANDLING

- A. Deliver piping with factory-applied end caps. Maintain end caps through shipping, storage, and handling to prevent pipe-end damage and to prevent entrance of dirt, debris, and moisture.
- B. Store plastic piping protected from direct sunlight. Support to prevent sagging and bending.

1.08 PROJECT CONDITIONS

- A. The site irrigation system is comprised of 4 major components, sprinkler system, the control system, the pump station and the recharge well.
- B. The irrigation system is designed to operate under the following conditions. A minimum of 80 psi water pressure, and at least a 200 gpm available water supply at the pump station discharge outlet.
- C. Insurance on irrigation materials or equipment stored or installed is the responsibility of the Contractor. Such insurance shall cover fire, theft and vandalism. Should the Contractor elect not to provide for such insurance, he will in no way hold the Owner responsible for any losses incurred by the aforementioned acts. The Contractor is responsible for all costs incurred in replacing damaged or stolen materials or equipment prior to Substantial Completion of the Work.
- D. Obtain all required permits and pay all required fees, at no additional cost to the Owner. Any penalties imposed due to the failure to obtain permits or pay fees are the responsibility of the Contractor.
- E. Provide and maintain all passageways, guard fences, warning lights and other protective devices required by the local authorities.

- F. Existing grades: Existing grades will be within .2 feet of grades shown on the Civil Engineering Drawings at the time of work. Determine conditions of existing grades prior to beginning the Work. When irregular or incomplete grading conditions are encountered, notify the Owner in writing before beginning the Work. Determine location of existing drainage patterns and maintain patterns in completed Work. Perform Work in a manner which will avoid damage to finished grading and drainage patterns. All damage to finished grading and drainage resulting from Work covered in these Contract Documents shall be repaired at the Contractor's expense.
- G. Existing Utilities: Determine location of underground utilities. Perform Work in a manner which will avoid possible damage. Excavate as required. Maintain grade stakes set by other unless removal is mutually agreed upon by parties concerned. All damage to utilities resulting from Work covered in these Contract Documents shall be repaired at the Contractor's expense.
- H. Existing Conditions: Perform irrigation Work in Tree Protection zones and in existing or previously completed landscape areas to avoid damage and disturbance to these areas. Limit work in these areas to only that necessary to perform work specified herein and shown on the Drawings. Return and repair any areas damaged or disturbed while performing the Work to the existing conditions encountered prior to the Work.
- I. Interruption of Existing Water Service: Do not interrupt water service to facilities occupied by Owner or others unless permitted under the following conditions and then only after arranging to provide temporary water service according to requirements indicated:
1. Notify Owner's Representative no fewer than two (2) days in advance of proposed interruption of water service.
 2. Do not proceed with interruption of water service without Owner's Representative written permission.
- J. Removal of Hardscape: Do not remove hardscape surface unless permitted under the following conditions:
1. Coordinate with Owner's Representative no fewer than two (2) days in advance of proposed hardscape removal.
 2. Hardscape removal must not interrupt normal traffic flow on hardscape area.
 3. Area of removal must be useable prior to close of workday and completely repaired within 2 days of removal.

1.09 COORDINATION

- A. Coordinate installation of irrigation system with Owner's Representative and/or all other trades on site to ensure irrigation system or other work on site will not be damaged. Should contractor fail to coordinate, and damages occur it will be the contractor's responsibility to repair damages at his own costs.

1.10 EXTRA MATERIALS

- A. Furnish extra materials described below that match products installed and that are packaged with protective covering for storage and identified with labels describing contents.
1. Sprinkler Units: Equal to two (2) percent of amount installed for each type and size indicated, but no fewer than 10 units of each type.
 2. Spray Sprinkler Units: Equal to two (2) percent of amount installed for each type and size indicated, but no fewer than 10 units.
 3. Electric Control Valve Units: Equal to five (5) percent of amount installed for each type indicated, but no fewer than five (5) units of each size and type.
 4. Isolation Valves: Equal to five (5) percent of amount installed for each type indicated, but no fewer than two (2) units of each type.
 5. Decoders: A minimum of 2 units of each type.

1.11 PRE-INSTALLATION MEETING

- A. Conduct a conference/meeting at the Project site. Review methods and procedures related to the site landscape irrigation system including, but not limited to the following.
1. The General Contractor is to contact the Irrigation Consultant/Landscape Architect and Owner Representative a minimum of 60 days prior to the schedule date of commencement of the irrigation installation.
 2. Meet with Owner Representative and Irrigation Consultant/Landscape Architect to review Contract documents.
 3. Verify current drawing release date with contractor's documents.
 4. Review submittal procedure including codes, substitutions, product data, qualifications, and As-Built procedures and formats.
 5. Review project conditions including tap & meter Size, permits, utility locations and water conditions.
 6. Review methods and procedures related to irrigation installation.
 7. Review and finalize construction schedule and verify availability of materials, contractor's personnel, equipment, and facilities needed to make progress and avoid delays.
 8. Review warranty guidelines.

PART 2 PRODUCTS

2.01 MANUFACTURERS

- A. In other Part 2 articles where titles below introduce lists, the following requirements apply to product selection:
1. Available Manufacturers: Subject to compliance with requirements, manufacturers offering products that may be incorporated into the Work include, but are not limited to, manufacturers specified.
 2. Manufacturers: Subject to compliance with requirements, provide and warrantee products by one of the manufacturers specified.
 3. Any requests for substitutions of the products shown within the plan set must be submitted to the engineer for approval 10 working days prior to the bid date. Request will be reviewed and approved/not approved within 5 working days of the bid date.

2.02 PIPES, TUBES, AND FITTINGS

- A. Steel Pipe: ASTM A 53/A 53M, Schedule 40, Type S or E, Grade A or B, galvanized with threaded ends.
1. Steel Pipe Nipples: ASTM A 733 made of ASTM A 53A 53M or ASTM A 106, Schedule 40, galvanized, seamless steel pipe with threaded ends.
 2. Malleable-Iron Unions: ASME B16.39, Class 150, hexagonal-stock body with ball-and-socket, metal-to-metal, bronze seating surface and female threaded ends.
 3. Gray-Iron Threaded Fittings: ASME B16.4, Class 125, galvanized, standard pattern.
 4. Cast-Iron Flanges: ASME B16.1, Class 125.
 5. Cast-Iron Flanged Fittings: ASME B16.1, Class 125, galvanized.
- B. Soft Copper Tube: ASTM B 88, Type L, water tube, annealed temper.
1. Copper Pressure Fittings: ASME B16.18, cast-copper-alloy or ASME B16.22, wrought-copper, solder-joint fittings. Furnish wrought-copper fittings if indicated.
 2. Bronze Flanges: ASME B16.24, Class 150, with solder-joint end.
 3. Copper Unions: MSS SP-123, cast-copper-alloy, hexagonal-stock body, with ball-and-socket, metal-to-metal seating surfaces and solder-joint or threaded ends.
- C. Hard Copper Tube: ASTM B 88, Type L, water tube, drawn temper.
1. Copper Pressure Fittings: ASME B16.18, cast-copper-alloy or ASME B16.22, wrought-copper, solder-joint fittings. Furnish wrought-copper fittings if indicated.

2. Bronze Flanges: ASME B16.24, Class 150, with solder-joint end.
 3. Copper Unions: MSS SP-123, cast-copper-alloy, hexagonal-stock body, with ball-and-socket, metal-to-metal seating surfaces and solder-joint or threaded ends.
- D. PVC Pipe: ASTM D 1785, PVC 1120 compound, Class 200.
1. Pipe 3" and larger to have gasket joint connections. Pipe 2-1/2" and smaller to be bell end.
 2. PVC Socket Fittings, Schedule 40: ASTM D 2466, 2-1/2" and smaller
 3. PVC 200 psi rated Gasket Joint Fittings ASTM A536 for pipe sizes 3" and larger, all gasket joint fittings to have thrust blocks as per plan detail and manufacturer's recommendations.
- E. PVC Pipe: ASTM D 1785, PVC 1120 compound, Schedule 80.
1. PVC Socket Fittings, Schedule 80: ASTM D 2467.
 2. PVC Threaded Fittings: ASTM D 2464.

2.03 GENERAL-DUTY VALVES

- A. AWWA, Cast-Iron Gate Valves: AWWA C509, resilient-wedge nonrising-stem, gray- or ductile-iron body and bonnet gate valve, epoxy coated; with steel stem and 2" operating nut.
1. Minimum: Working Pressure: 200 psig.
 2. End Connections: Mechanical join flanged or ring-tite.
Interior Coating: Complying with AWWA C550.
 3. Manufacturers:
 - a. Matco
 - b. Leemco
 - c. Nibco.
 - d. Approved Equal
- B. Isolation Valve Boxes: Ten-inch circular valve box with 6" SDR 21 PVC pipe riser from top of valve to center line of valve box. Pipe to be centered on operating nut to allow easy access.
1. Operating Wrenches: Furnish total of two (2) steel, tee-handle operating wrenches with one pointed end, stem of length to operate deepest buried valve, and socket matching valve operating nut.

- C. Bronze Gate Valves: MSS SP-80, Class 125, Type 1, non-rising-stem, bronze body with solid wedge, threaded ends, and malleable-iron hand wheel.
1. Manufacturers:
 - a. NIBCO INC.
 - b. Matco.
 - c. Red and White.
 - d. Approved Equal.

2.04 SPECIALTY VALVES

- A. Quick-Couplers: Factory-fabricated, bronze or brass, two-piece assembly. Include coupler water-seal valve; removable upper body with spring-loaded or weighted, rubber-covered cap; hose swivel with ASME B1.20.7, 3/4-11.5NH threads for garden hose on outlet; and operating key.
1. Locking-Top Option: Vandal-resistant, locking feature. Include four matching keys with hose swivel for each key.
 2. Manufacturers:
 - a. Hunter Industries.
 - b. Rain Bird.
 - c. Toro.

2.05 CONTROL-VALVE BOXES

- A. Plastic Control-Valve Boxes: Box and cover, with open bottom and openings for piping; designed for installing flush with grade. Lid must fit over the valve box and not inside of it. Size for all valves to be standard 14" rectangular.
1. Shape: Rectangular.
 2. Sidewall Material: ABS or HDPE.
 3. Cover Material: ABS or HDPE.
 - a. Lettering: IRRIGATION.
 - b. Green in Color.
 - c. Lockable with hex key mechanism or similar.
 4. Manufacturers:
 - a. Rain Bird.
 - b. NDS.
 - c. DURA.
 - d. Approved Equal.

2.06 SPRINKLERS

- A. Description: Plastic housing and corrosion-resistant interior parts designed for uniform coverage over entire spray area indicated, at available water pressure.
1. Manufacturers:
 - a. Hunter Industries.
 - b. Rain Bird.
 - c. Toro.
 - d. Or Approved Equal
 2. Pop-up Spray Sprinklers: Fixed or adjustable pattern with screw-type flow adjustment, stainless-steel retraction spring, drain check valve, pressure regulation, co-molded riser seal that seals cap to body and pop-up heights of 4", 6", 12".
 3. Pop-up, Rotary Sprinklers: Gear drive, full-circle and adjustable part-circle types with screw-type flow adjustment, stainless-steel retraction spring, stainless steel riser, drain check valve, flow stop valve, minimum of 8 nozzles available, integral rubber cover, adjustable from the top of the sprinkler and pop-up heights of 4", 6", 12".

2.07 DRIP COMPONENTS

- A. Description: Inline Drip Tubing with pressure compensating and check valve emitters. Use manufacturer fittings specifically for specified tubing.
1. Manufacturers:
 - a. Hunter Industries.
 - b. Rain Bird.
 - c. Toro.
 - d. Or Approved Equal
- B. Description: Drip Control Zone Kit with pressure regulation, disc filtration, filter cleaning indicator, 220 psi control valve and a pre-assembled package.
1. Manufacturers:
 - a. Hunter Industries.
 - b. Rain Bird.
 - c. Toro.
 - d. Or Approved Equal
- C. Description: Drip Indicator. 6" pop-up sprinkler body with yellow indicator on sprinkler pop-up stem.
1. Manufacturers:
 - a. Hunter Industries.
 - b. Rain Bird.
 - c. Netafim.
 - d. Or Approved Equal
- D. Description: Flush Valve. 1/2" plastic ball valve with barbed inlet and outlet.

1. Manufacturers:
 - a. Hunter Industries.
 - b. Rain Bird.
 - c. Netafim.
 - d. Or Approved Equal

2.08 ELECTRIC CONTROL VALVES

A. Description: Electrically controlled hydraulically actuated control valves.

1. Manufacturers:
 - a. Hunter Industries.
 - b. Rain Bird.
 - c. Toro.
 - d. Or Approved Equal

B. Features:

1. 24vac solenoid with 410mA inrush current and 280mA holding current.
2. Pressure rating of 220 psi.
3. Fabric reinforced diaphragm.
4. Internal and external bleed.
5. Flow control handle.
6. Contamination Resistant.

2.09 AUTOMATIC-CONTROL SYSTEM

A. Manufacturers:

1. Baseline
2. Rain Bird.
3. Toro.
4. Or Approved Equal

B. Exterior Control Enclosures: NEMA 250, Type 4, weatherproof, with locking cover and two matching keys; include provision for grounding.

1. Material: Enameled-steel or stainless steel.
2. Mounting: Surface type for wall mounting, concrete mounting base for pedestal.

C. Control Transformer/Decoder Output: 24VAC 4A secondary, with overload protection and or primary fuse.

1. Decoder Line Output: 32 VAC RMS over 2-wire path
2. Solenoid Capacity: 2 standard 24VAC solenoids per output, maximum output of 14 simultaneously.

- D. Controller Stations for Automatic Control Valves: Each station is variable from approximately 1 minute to 23.9 hours. Include switch for manual or automatic operation of each station.
- E. Timing Device: Adjustable, 24-hour, 365-day clock, with automatic operations to skip operation any day in timer period, to operate every other day, odd-even days, interval days, to operate 8 or more times daily.
1. Manual or Semi-automatic Operation: Allows this mode without disturbing preset automatic operation.
 2. Minimum 30-day internal power storage: Automatically powers timing device during power outages.
 3. Eight (8) start times.
 4. Simultaneous program operation.
 5. Test program.
 6. One button manual start.
 7. Seasonal adjust 25% to 200%.
 8. Ninety-nine (88) independent programs.
 9. Surge Protection: Metal-oxide-varistor type on each station and primary power.
 10. Rain Sensor compatible with over-ride capabilities.
 11. Remote control capabilities.
 12. Six (6) Master Valve and Flow Meter input.
 13. Flow monitoring by station.
 14. Soil Moisture sensor compatible.
 15. Remote access from internet enabled device.
 16. ET based irrigation scheduling.
 17. Moisture Sensor based irrigation scheduling.
- F. Wiring:
1. Manufacturers:
 - a. Paige Electric.
 - b. Or Approved Equal
 2. Feeder-Circuit Cables: No. 14 AWG minimum, between building and controllers.
 3. Decoder Output Cable: No. 14 Paige #P7072D "Maxi Cable".
 4. Splicing Materials: 3M DBY-6 as required by manufacturer.

PART 3 EXECUTION

3.02 GENERAL

- A. Observation of Work in Progress: During the installation, the Landscape Architect/Irrigation Consultant will make regular site visits and reject any work and materials which do not meet the requirements called for in the Contract Documents.
- B. Inspect project site prior to start of Work to determine that all site conditions are acceptable for Work to begin. Inform Landscape Architect/Irrigation Consultant of unsuitable conditions. Do not proceed with installation of the irrigation system until unsatisfactory conditions have been corrected in a manner acceptable to the Installer.

- C. Locate all existing underground utilities prior to trenching and/or boring operations and protect them against damage during the Work. Obtain utility location from Owner and/or General Contractor and utilize utility locating services when necessary.

3.03 EXAMINATION

- A. Investigate and determine available water supply, water pressure and flow characteristics.
- B. When unanticipated utilities that conflict with the intended function or design are encountered, investigate, and measure the nature and extent of the conflict. Promptly submit a written report to the Owner for action.

3.04 EARTHWORK

- A. Install warning tape directly above pressure piping, 12 inches below finished grades, except 6 inches below subgrade under pavement and slabs.
- B. Install piping and wiring in sleeves under sidewalks, roadways, parking lots, and railroads.
 1. Install piping sleeves prior to hardscape sub-base being installed if possible.
 2. Sleeving installed in open trench to be completely backfilled crushed limestone, approved by owner's representative and compacted to ensure no future settling.
 3. Pipe sleeves are to be a minimum of two times the diameter of the pipe in the sleeve.
- C. Provide minimum cover over top of underground piping according to the following:
 1. Irrigation Main Piping: Minimum depth of 18 inches from top of pipe to finished grade.
 2. Circuit Piping: 12" within general landscape areas, piping to be a minimum of 3 inches laterally\vertically from any other pipe or conduit at all times.
 3. Drain Piping: 12 inches.
 4. Sleeves: 18 inches from top of pipe for mainlines and 12 inches from top of pipe for laterals.

3.05 EXCAVATION PREPARATION

- A. Set stakes to identify locations of proposed irrigation system. Obtain Owner's Representative's approval before excavation.
- B. Excavate area for pipe installation 4" wider than diameter of pipe.
 1. Level trench base to insure consistent contact of pipe to trench bottom.

2. Remove all rocks and other sharp objects.
3. Place pipe in trench snaking from side to side if possible.
4. Backfill to the top of pipe compacting the sides.
5. Backfill in 8" lifts compacting to 90% between lifts until complete.
6. All trenches greater than 4" in width to be restored to grade, $\pm \frac{1}{4}$ ", with sod as approved by owner's representative.
7. All trenches 4" or small in width to be restored to grade, $\pm \frac{1}{4}$ " with a minimum of 3" of topsoil as approved by owner's representative.
8. Whenever possible trenching should be outside of a tree dripline. If trenching is done within the dripline it should be at least 10' from existing tree, if 10' is not possible the trenching must be done by hand and all tree roots greater than 1" to be left in place. All tree roots 1" or less may be removed by saw cutting root on either side of the excavation and root removal.

3.06 PIPING APPLICATIONS

- A. Install components having pressure rating as shown on the plan.
- B. Piping in above ground may be joined with flanges instead of joints indicated.
- C. Aboveground Irrigation Main Piping: Use the following piping materials for each size range:
 1. NPS 3 and Larger: Steel pipe; malleable-, gray-, or cast-iron fittings; and threaded joints.
 2. NPS 25 and Smaller: hard copper tube, wrought- or cast-copper fittings, and soldered joints.
- D. Underground Irrigation Main Piping: Use the following piping materials for each size range:
 1. NPS 25 and Smaller: Class 200, PVC, pressure-rated pipe; Schedule 40, PVC socket fittings; and solvent-cemented joints.
 2. NPS 3 and larger: Class 200 PVC, pressure rated pipe with gasket joint ends, Ductile Iron gasket joint fittings with manufacturer's recommended joint restraint.
- E. Circuit Piping: Use the following piping materials for each size range:
 1. NPS 4 and Smaller: Class 200, PVC, pressure-rated pipe; Schedule 40, PVC socket fittings; and solvent-cemented joints.
- F. Underground Branches and Offsets at Sprinklers and Devices: Schedule 80, PVC pipe; acme threaded o-ring sealed PVC fittings.

1. Option: Plastic piping manufactured for this application may be used on sprinkler inlets of 1/2" or smaller instead of pipe and fittings specified, "swing pipe and spiral barbed elbows). If this is to be used the offset must be more than 12" and less than 18" as per detail.
- G. Risers to Aboveground Sprinklers and Specialties: Type L hard copper tube, wrought-copper fittings, and soldered joints.
- H. Sleeves: SCH 40 PVC pipe and socket fittings; and solvent-cemented joints.
- I. Transition Fittings: Use transition fittings for plastic-to-metal pipe connections according to the following:
1. Couplings:
 - a. Underground Piping NPS 2-1/2 and Smaller: Manufactured fitting or coupling.
 - b. Underground Piping NPS 3 and Larger: PVC Flange with stainless steel bolts and rubber gasket.
 2. Fittings:
 - a. Aboveground Piping: Plastic-to-metal transition fittings.
 - b. Underground Piping: Union with plastic end of same material as plastic piping.
- J. Dielectric Fittings: Use dielectric fittings for dissimilar-metal pipe connections according to the following:
1. Underground Piping:
 - a. NPS 2 and Smaller: Dielectric couplings or dielectric nipples.
 - b. NPS 2-1/2 and Larger: Prohibited except in valve box.
 2. Aboveground Piping:
 - a. NPS 2 and Smaller: Dielectric unions.
 - b. NPS 2-1/2 to NPS 4: Dielectric flanges.
 3. Piping in Valve Boxes or Vaults:
 - a. NPS 2 and Smaller: Dielectric unions.
 - b. NPS 2-1/2 to NPS 4: Dielectric flanges.

3.07 VALVE APPLICATIONS

- A. Aboveground, Shutoff-Duty Valves:

1. NPS 2 and Smaller: Bronze gate valve.
2. NPS 2-1/2 and Larger: Cast-iron, nonrising-stem gate valve.

B. Isolation Valves:

1. NPS 2 and Smaller: Bronze nonrising-stem gate valve.
2. NPS 2-1/2 and Larger: Cast-iron, nonrising-stem gate valve with 2" operating nut.

3.08 PIPING INSTALLATION

- A. Location and Arrangement: Drawings indicate suggested location and arrangement of piping systems. Install piping as indicated unless deviations are approved by Owner's Representative.
- B. Install piping free of sags and bends.
- C. Install groups of pipes parallel to each other with a space between minimum of 4", spaced to permit single valve removal and or servicing.
- D. Install fittings for changes in direction and branch connections.
- E. Install dielectric fittings to connect piping of dissimilar metals.
- F. Install underground thermoplastic piping according to ASTM D 2774 and ASTM F 690.
- G. Lay piping on solid subbase, uniformly sloped without humps or depressions.
- H. Install PVC piping in dry weather when temperature is above 32 deg F 5 deg C. Allow joints to cure at least 24 hours at temperatures above 32 deg F 5 deg C before testing unless otherwise recommended by manufacturer.
- I. Install water regulators with shutoff valve and strainer on inlet and pressure gage on outlet. Flush the line prior to installation to remove debris. Install the valve so that the flow arrow marked on the valve body tag corresponds to the flow through the line. Install shutoff valve on outlet.

3.09 VALVE INSTALLATION

- A. Electrical Control Valves: Install in valve box with top flush with and perpendicular to grade.
 - 1. All electrical control valve boxes to be 14" rectangular valve box.
 - 2. From bottom of valve to a depth of 6" install washed stone or gravel sized between $\frac{3}{4}$ " and 1" in diameter to create sump and stabilize valve box.
 - 3. Install valve box extensions as necessary to bring lid level with finished landscape grade.
 - 4. Control Valves to be installed with center line of valve 12" below finished grade.
- B. Underground, Manual Control Valves: Install with 6" SDR 21 PVC riser from top of pipe to center line of valve box finishing with 10" round valve box level with finished landscape grade.
 - 1. Install valves and PVC pipe with restrained, gasketed joints as necessary at the same depth as the mainline pipe.

3.10 SPRINKLER INSTALLATION

- A. Flush circuit piping with full head of water prior to installing sprinklers.
- B. Install sprinklers at manufacturer's recommended heights perpendicular to grade.
- C. Locate part-circle sprinklers to maintain a minimum distance of 4 inches from walls and 2 inches from other boundaries, unless otherwise indicated.
- D. Adjust all sprinklers to irrigated plant material indicated for the station.

3.11 DRIP COMPONENT INSTALLATION

- A. All dripline to be installed on FG. Flush all dripline tubing prior to covering with mulch. Install dripline in grid fashion as per plan details and manufacturers recommendations.
- B. Install drip control zone kit as per valve installation specification 3.09.A and plan detail.
- C. Install Drip Indicator as per specification 3.10.B and plan detail.
- D. Install Drip Flush Valves in a 10" valve box as per plan detail.

3.12 AUTOMATIC-CONTROL SYSTEM INSTALLATION

- A. Obtain approval of controller location from owner's representative prior to installation. Install wall mount controller level and at eye level. Securely fasten controller to wall with metallic fasteners appropriate for wall type or install pedestal controller on concrete pad with all necessary conduit installed through the pad to accommodate all wire to controller. All irrigation control wire between controller and finished grade to be in PVC electrical conduit.
- B. Install control wire conduit in same trench as mainline piping and at least 4 inches to the side of the piping. Provide conductors of size not smaller than recommended by controller manufacturer. Install wire in separate sleeve under paved areas if irrigation piping is installed in sleeve. All wire splices to be in minimum 10" round valve box.

3.13 CONNECTIONS

- A. Drawings indicate general arrangement of piping, fittings, and specialties.
- B. Ground equipment according to ASIC Grounding Guidelines www.aisc.org. Resistance readings to ground to be as recommended by the manufacturer. If there are no manufacturer's requirements, then the controller should have a resistance of 10 ohms or less.
- C. Tighten electrical connectors and terminals according to manufacturer's published torque-tightening values. If manufacturer's torque values are not indicated, use those specified in UL 486A and UL 486B.

3.14 FIELD QUALITY CONTROL

- A. Perform the following field tests and inspections and prepare test reports:
 - 1. Leak Test: After installation, charge system and test for leaks. Repair leaks and retest until no leaks exist.
 - 2. Operational Test: After electrical circuitry has been energized, operate controllers and automatic control valves to confirm proper system operation.
 - 3. Test and adjust controls and safeties. Replace damaged and malfunctioning controls and equipment.
 - 4. Remove and replace units and retest and re-inspect as specified above.

3.15 STARTUP SERVICE

- A. Engage a factory-authorized service representative to perform startup service of control system.
- B. Verify that controllers are installed and connected according to the Contract Documents.

- C. Verify that electrical wiring installation complies with manufacturer's submittal and installation requirements in Division 26 Sections.
- D. Complete startup checks according to manufacturer's written instructions.

3.16 ADJUSTING

- A. Program controller(s) to ensure adequate moisture is available for the root zone of the plant. Insure there is no run-off, over watering or deep percolation. Ensure controller operates within irrigation window as defined by Owner's Representative or local governing authorities. See additional controller programming notes on plans provided.
- B. Adjust automatic control valves to provide flow rate at rated operating pressure required for each sprinkler circuit. Use pressure regulation for each control valve if pressure is higher than recommended for the sprinklers in the circuit.
- C. Adjust sprinklers so they will be 1/8 inch above finish grade in sodded lawns and 1/2 inch above grade in seeded lawns. In shrub beds adjust sprinklers to insure top of sprinkler is at finished mulch levels.
- D. Adjust sprinklers arc and radius to ensure no water is sprayed outside of the irrigated area.

3.17 CLEANING

- A. Flush dirt and debris from piping before installing sprinklers and other devices.

3.18 DEMONSTRATION

- A. It is contractors' responsibility to train Owner's maintenance personnel to adjust, operate, and maintain sprinklers, isolation valves, controllers, and automatic control valves.
- B. OBSERVATION AND ACCEPTANCE
- C. Periodic site visits will be made by the Landscape Architect/Irrigation Consultant to review the quality and progress of the work. Work found to be unacceptable must be corrected within five (5) calendar days. Remove rejected materials promptly from the project.
- D. Upon completion of the Work, the Contractor shall notify the Landscape Architect and Owner at least ten (10) days prior to requested date of the site visit for Substantial Completion of all portions of the Work. Landscape Architect/Irrigation Consultant will issue a punch list for all work to be corrected. All work on the punch list must be complete within five (5) working days from the date of the site visit. Where Irrigation Work does not comply with the requirements, replace rejected Work. If such

replacements are not completed within the time specified, the Irrigation Contractor may be considered to be in default of the Contract, and the Owner may use the Contract Retainage to hire other Contractors to finish the work.

- E. It will be the responsibility of the Irrigation Contractor to provide reliable communication system (remote control or two-way radios) for Substantial Completion and all periodic site visits.
- F. If a site visit to verify Substantial Completion has been scheduled and the Landscape Architect/Irrigation Consultant arrives at the site and determines that the irrigation system is not substantially complete (all system components in place, operational and checked) the Contractor will be responsible for all expenses included but are not limited to the following: mileage, airfare, consultant's time, parking fees, meals, car rental, etc. All incurred expenses will be deducted from the final contract amount.

SECTION 32 90 00 - PLANTING

PART 1 – GENERAL

1.1 SUMMARY

- A. Section Includes:
 - 1. Soil Preparation.
 - 2. Planting mixes.
 - 3. Trees, shrubs, and groundcovers.
 - 4. Mulch and planting accessories.
 - 5. Maintenance of Trees, Shrubs, and Groundcovers.
- B. Related Sections:
 - 1. Division 1: General Requirements

1.2 REFERENCES

- A. "Standardized Plant Names" as adopted by the latest edition of the American Committee of Horticultural Nomenclature.
- B. American Standard for Nursery Stock, ANSI Z60.1. American Nursery and Landscape Association, 1250 Eye Street. NW, Suite 500, Washington, D.C. 20005
- C. Standards of Practice of the American Association of Nurserymen.
- D. All standards shall include the latest additions and amendments as of the day of the advertisement for bids.

1.3 QUALIFICATIONS

- A. Landscape planting and related work shall be performed by a firm with a minimum of five years experience specializing in this type of work. The successful bidder must provide documentation of satisfactorily completed work confirming this experience within 48 hours of bid opening. This documentation shall include, but not be limited to, similar projects that have been completed in the last five years, project location, completion date, contract value and references.

1.4 SUBMITTALS

- A. Quality Control Submittals:
 - 1. Submit the following materials certification:
 - a. Plant fertilizer(s) analysis.
 - 2. Submit subsurface investigation reports.
 - 3. Submit photographs of "specimen" plant materials.

B. Contract Closeout Submittals:

- A. Prior to plant material acceptance, submit written maintenance instructions recommending adequate and reasonable procedures for maintenance of plant materials.
- B. Provide plant material record drawings:
 - 1. Legibly mark drawings to record actual construction.
 - 2. Indicate horizontal locations, referenced to permanent surface improvements.
 - 3. Identify field changes of dimension and detail and changes made by Change Order.

1.5 QUALITY ASSURANCE

- A. Provide stock true to botanical name and legibly tag plants with botanical name to include variety or cultivar and size in accordance with the Standards of Practice of the American Association of Nurserymen.
- B. Comply with sizing and grading standards of the latest edition of "American Standard for Nursery Stock."
- C. Plants may be inspected and approved at the place of growth, for compliance with specification requirements for quality, size, and variety.
 - 1. Such approval shall not impair the right of inspection and rejection upon delivery at the site or during the progress of work.
- D. Qualifications: Planting shall be performed by experienced workers familiar with planting procedures.

1.6 DELIVERY, STORAGE, AND HANDLING

- A. Deliver fertilizer materials in original, unopened, and undamaged containers showing weight, analysis, and name of manufacturer. Store in manner to prevent wetting and deterioration.
- B. Moving and Storage of Plant Materials: Take all precautions customary in good trade practice in preparing plants for moving. Workmanship that fails to meet the highest standards will be rejected.
 - 1. Dig, pack, transport, and handle plants with care to ensure protection against injury. Fully protect plants from damage by sun, wind, drought, water and other injurious conditions during transportation to site and during temporary storage before planting.
 - 2. Inspection certificates required by law shall accompany each shipment invoice or order to stock and on arrival, the certificate shall be filed with the Landscape Architect.
 - 3. No plant shall be bound with rope or wire in a manner that could damage or break the branches.

1.7 PROJECT CONDITIONS

- A. Protect existing utilities, paving, and other facilities from damage caused by landscaping operations.

- B. The irrigation system will be installed prior to planting. Locate, protect, and maintain the irrigation system during planting operations. Repair irrigation system components, damaged during planting operations, at Contractor's expense.

1.8 SCHEDULING

- A. Time of Planting: Plant under favorable weather conditions and recommended season for survival and establishment. At option of, and under full responsibility of Contractor, planting operations may be conducted under unseasonable conditions, but without additional compensation.

1.9 WARRANTY

- A. Warrant plant material to remain alive and be healthy, vigorous condition for a period of one year after final acceptance of entire project.
- B. Contractor's Inspection of Owner's Maintenance:
 - 1. During Warranty Period, Contractor shall make periodic visits to site (especially during times of unusually severe weather conditions) to inspect plants installed and guaranteed by him. If he should determine that conditions such as Owner's maintenance, which are not directly under his control, are insufficient to sustain plants, he shall promptly file written notice with Owner and Landscape Architect stating his findings and recommendations for correction.
 - 2. If Landscape Architect concurs with Contractor after inspection of site, or if he should not be authorized to promptly inspect the site at Owner's expense, Contractor then may file written notice with Owner and Landscape Architect that unless proper maintenance, or other necessary work has been completed by a reasonable given date, and sustained thereafter, the terms of Plant Warranty will become null and void for all or stated portions of the work.
- C. Remove from site, promptly upon discovery during periodic visits, dead or other unsatisfactory plants. Mark location safely with stake to facilitate future replacement.
- D. Replace, in accordance with the Drawings and Specifications, all plants that are dead or, as determined by the Landscape Architect, are in an unhealthy or unsightly condition, and have lost their natural shape due to dead branches, or other causes due to Contractor's negligence.
 - 1. The cost of such replacement(s) is at Contractor's expense.
 - 2. Replace during earliest favorable weather and season unless directed otherwise by Landscape Architect.
 - 3. Warrant all replacements plants for 1 year after installation.
- E. Failure to Remedy Defects: If Contractor fails to remedy any defects in workmanship, materials, or performance that he is responsible for within reasonable length of time as specified in notice from Landscape Architect to Contractor, the Owner may have work done and charge the cost to the Contractor.
- F. Satisfaction of Warranty:
 - 1. Contractor shall request by written notice inspection of final acceptance to take place within one week before or after end of warranty period.

2. If plants are in satisfactory condition, the Contractor shall receive a written notice of Warranty Compliance.
3. Replace rejected work and continue maintenance until work is reinspected by Landscape Architect and found acceptable.

PART 2 - PRODUCTS

2.1 MATERIALS

- A. Plants shall be true to species and variety specified and nursery-grown in accordance with good horticultural practices under climatic conditions similar to those in the locality of the project for at least two years. For specified B &B plants, they shall have been freshly dug (during the most recent favorable harvest season).
 1. All plant names and descriptions shall be as defined in *Hortus Third*.
 2. All plants shall be grown and harvested in accordance with the *American Standard for Nursery Stock*.
 3. Unless approved by the landscape architect, plants shall have been grown at a latitude not more than 325 km (400 miles) north or south of the latitude of the project unless the provenance of the plant can be documented to be compatible with the latitude and cold hardiness zone of the planting location.
- B. Unless specifically noted, all plants shall be of specimen quality, exceptionally heavy, symmetrical, and so trained or favored in development and appearance as to be unquestionably and outstandingly superior in form, compactness, and symmetry. They shall be sound, healthy, vigorous, well branched, and densely foliated when in leaf; free of disease and insects, eggs, or larvae; and shall have healthy, well-developed root systems. They shall be free from physical damage or other conditions that would prevent vigorous growth.
 1. Trees with multiple leaders, unless specified, will be rejected. Trees with a damaged or crooked leader, bark abrasions, sunscald, disfiguring knots, insect damage, cuts of limbs over 20 mm (3/4 in.) in diameter that are not completely closed or flush pruning cuts that do not preserve the collar at the base of the branch will be rejected.
- C. Plants shall conform to the measurements specified, except that plants larger than those specified may be used. Use of larger plants shall not increase the contract price. If larger plants are approved, the root ball shall be increased in proportion to the size of the plant.
 1. Caliper measurements shall be taken on the trunk 150 mm (6 in.) above the natural ground line for trees up to and including 100 mm (4 in.) in caliper, and 300 mm (12 in.) above the natural ground line for trees over 100 mm (4 in.) in caliper. Height and spread dimensions specified refer to the main body of the plant and not from branch tip to branch tip. Plants shall be measured when branches are in their normal position. If a range of sizes is given, no plant shall be less than the minimum size, and no less than 50 percent of the plants shall be as large as the maximum size specified. Measurements specified are minimum sizes acceptable after pruning, where pruning is required. Plants that meet measurements but do not possess a standard relationship between height and spread, according to the *American Standards for Nursery Stock*, shall be rejected.
- D. Substitutions of plant materials will not be permitted unless authorized in writing by the landscape architect. If proof is submitted in writing that a plant specified is not obtainable, consideration will be given to the nearest available size or similar variety, with a corresponding adjustment of the contract price.

- E. The plant list at the end of this section, or on the drawing, is for the contractor's information only, and no guarantee is expressed or implied that quantities therein are correct or that the list is complete. The contractor shall ensure that all plant materials shown on the drawings are included in his or her bid.
- F. Balled and Burlapped (B&B) Plant Materials
1. Trees designated B&B shall be properly dug with firm, natural balls of soil retaining as many fibrous roots as possible, in sizes and shapes as specified in the *American Standard for Nursery Stock*. Balls shall be firmly wrapped with nonsynthetic, rottable burlap and secured with nails and heavy, nonsynthetic, rottable twine. The root collar shall be apparent at surface of ball. Trees with loose, broken, processed, or manufactured root balls will not be accepted, except with special written approval before planting.
NOTE: Some nurseries practice result in the root flare being buried several inches deep. The top of the root ball may be at ground level, but the root flare actually is too deep. Remove the excess soil on the top of the root ball. Proper planting depth requires the root flare to be at or slightly above the finished grade.
- G. Container Plants
1. Plants grown in containers shall be of appropriate size for the container as specified in the most recent edition of the *American Standard for Nursery Stock* and be free of circling roots on the exterior and interior of the root ball.
 2. Container plants shall have been grown in the container long enough to have established roots throughout the growing medium.
- H. Bareroot and Collected Plants
1. Plants designated as bareroot or collected plants shall conform to the *American Standard for Nursery Stock*.
 2. Bareroot material shall not be dug or installed after bud break or before dormancy.
- I. Immediately after harvesting plants, protect from drying and damage until shipped and delivered to the planting site. Rootballs shall be checked regularly and watered sufficiently to maintain root viability.
- J. Transportation and Storage of Plant Material
1. Branches shall be tied with rope or twine only, and in such a manner that no damage will occur to the bark or branches.
 2. During transportation of plant material, the contractor shall exercise care to prevent injury and drying out of the trees. Should the roots be dried out, large branches broken, balls of earth broken or loosened, or areas of bark torn, the landscape architect may reject the injured tree(s) and order them replaced at no additional cost to the owner. All loads of plants shall be covered at all times with tarpaulin or canvas. Loads that are not protected will be rejected.
 3. All bareroot stock sent from the storage facility shall be adequately covered with wet soil, sawdust, woodchips, moss, peat, straw, hay, or other acceptable moisture-holding medium, and shall be covered with a tarpaulin or canvas. Loads that are not protected in the above manner may be rejected.
 4. Plants must be protected at all times from sun or drying winds. Those that cannot be planted immediately on delivery shall be kept in the shade, well protected with soil, wet mulch, or other acceptable material, and kept well watered. Plants shall not remain unplanted any longer than three

days after delivery. Plants shall not be bound with wire or rope at any time so as to damage the bark or break branches. Plants shall be lifted and handled with suitable support of the soil ball to avoid damaging it.

K. Mechanized Tree Spade Requirements

Trees may be moved and planted with an approved mechanical tree spade. The tree spade shall move trees limited to the maximum size allowed for a similar B&B root-ball diameter according to the *American Standard for Nursery Stock* or the manufacturer's maximum size recommendation for the tree spade being used, whichever is smaller. The machine shall be approved by the landscape architect prior to use. Trees shall be planted at the designated locations in the manner shown in the plans and in accordance with applicable sections of the specifications.

2.2 ACCESSORIES

A. Planting Soil Mix:

1. Topsoil: Provide soil sample for existing soil on site with recommendations for any amendments for review by Landscape Architect.
2. Pine Bark: Commercial horticultural preparation, finely ground, free of extraneous and harmful matter.

B. Soil Conditioning Materials:

1. Aluminum Sulfate: Unadulterated, in manufacturer's original, unopened container labeled with analysis and net weight. Use to acidify soil (lower pH) as recommended by soils test report.
2. Limestone: Raw, ground agricultural limestone, containing at least 90 percent calcium carbonate; 90 percent shall pass No. 10 sieve and 50 percent shall pass No. 50 sieve. Use to decrease acidity of soil (raise pH) as recommended by soils test report.

C. Fertilizer:

1. Superphosphate: Soluble mixture of treated minerals; 20% available phosphoric acid.
2. Commercial Fertilizers: Conforming to applicable Federal and State law, uniform as to composition, dry, free-flowing, and delivered to site in original unopened containers. Application rate and minimum analysis shall be as recommended by soils test report.

D. Mulch:

1. Hardwood Mulch
2. Pine Straw Mulch for natural areas as noted on plans

E. Edging Materials:

NONE REQUIRED

F. Miscellaneous Materials:

1. Water: Clean, free from toxic amounts of salt, oil, acid, alkali, organic matter or other substances harmful to plants.

PART 3 - EXECUTION

3.1 EXAMINATION

- A. Examine proposed planting areas and conditions of installation. Do not start planting work until unsatisfactory conditions are corrected and fine grading has been completed.
- B. Subsurface Drainage Investigation:
1. Required Tests: Subsurface drains have not been included as part of project; therefore, Contractor shall make such reasonable percolation tests, approved by Landscape Architect, as may be necessary to determine if subsurface drainage conditions in landscape areas are so poor as to support moisture conditions potentially fatal to plantings. The following procedure is recommended:
 - a. Wait at least twenty-four (24) hours after rain and dig test pit twelve (12) inches square or 13-1/2 inches in diameter to depth of bottom of plant bed, trench or pit. Remove all loose soil (if standing water is visible, notify the Landscape Architect).
 - b. Quickly fill pit bottom with six (6) inches (approximately 3-1/4 gallons) of water.
 - c. Record length of time from filling until disappearance of water and divide the number of minutes by six (6) to give average time of one (1) inch fall.
 - d. Compare one (1) inch fall time with following table:
 - 1 inch in 0-3 min. indicates rapid absorption.
 - 1 inch in 3-5 min. indicates medium absorption.
 - 1 inch in 5-30 min. indicates slow absorption.
 - 1 inch in 30-60 min. indicates semi-impervious soil.
 - 1 inch in over 60 min. indicates impervious soil.
 - e. If Contractor does not make test at representative locations and file records of results with Owner and Landscape Architect, or if he plants in areas shown to have poor drainage without written release from Owner, he shall be liable for any future guaranteed replacements due to subsurface water damage.
 - f. If Contractor makes proper tests and files complete records indicating no semi-impervious or worse conditions, he will not be held responsible for future subsurface water damage to work of Contract within Guaranty Period. Owner or Landscape Architect may supervise testing at any time.
 2. Relocation or Omission of Plants:
 - a. Where subsurface conditions provide inadequate drainage and subsurface drainage system is not to be used as remedy, make reasonable relocation of plants as directed by Landscape Architect.
 - b. Drainage conditions necessitating omission of plants shall be covered by Change Order.
 3. Authorization of Drain as Extra Work: Owner may authorize installation of subsurface drains to alleviate moisture problems at locations determined by Landscape Architect. Perform work at negotiated extra cost; begin work only upon receipt of Change Order. Locations, appropriate materials, and construction techniques shall be as directed by Landscape Architect.

3.2 PREPARATION

- A. Utility Verification: **Contractor will be responsible for damages to any unmarked utility.**
2. The contractor shall contact the local utility companies for verification of the location of all underground utility lines in the area of the work. The contractor shall be responsible for all damage resulting from neglect or failure to comply with this requirement. Call PUPS at 1-800-922-0983 and allow a minimum of 72 hours before commencing work or as directed.
- B. Soil Conditioning:
1. Coordinate soil conditioning with soil testing and fine grading operations specified in Section G.
 2. Adjustment of pH: If the pH range of the soil samples from the proposed planting sites is not acceptable, the Contractor shall, upon receipt of authorization to proceed by Change Order, adjust the pH of the existing soils within the unacceptable areas. Adjust pH by uniformly incorporating required soil conditioning materials at the rate determined by the analysis of the soil test done by the Soils Testing Laboratory.
- C. Location of Plants: Place individual plants and stake plant beds as indicated on Drawings. Contractor shall make reasonable adjustment of plant locations due to site conditions.
- D. Obstructions:
1. Obstructions at or below grade shall be removed where possible; obstructions such as functioning utilities or objects too massive to be removed with tractor mounted backhoe will require plant relocations.
 2. Above Ground: Report overhead interference such as wires, overhangs, etc., to Landscape Architect and relocate plantings as directed.
 3. Repairs: Contractor shall familiarize himself with the location of all underground and above-ground improvements and take care not to disturb improvements during his installation operations. Contractor shall repair or replace at Contractor's sole expense improvements damaged by his installation operations.
- E. EXCAVATION FOR TREES AND SHRUBS
- a. Locations for plants and/or outlines of areas to be planted are to be staked out at the site. Locate and mark all subsurface utility lines, before excavation begins.
 - b. Tree, shrub, and groundcover beds are to be excavated to the depth and widths indicated on the drawings. If the planting area under any tree is initially dug too deep, the soil added to bring it up to the correct level should be thoroughly tamped.
 1. The sides of the excavation of all planting areas shall be sloped at a 45 degrees. The bottom of all beds shall slope parallel to the proposed grades or toward any subsurface drain lines within the planting bed. The bottom of the planting bed directly under any tree shall be horizontal such that the tree sits plumb.
 2. Maintain all required angles of repose of the adjacent materials as shown on the drawings. Do not excavate compacted subgrades of adjacent pavement or structures.
 - c. For trees and shrubs planted in individual holes in areas of good soil that is to remain in place and/or to receive amendment in the top 150-mm (6 in.) layer, excavate the hole to the depth of the

root ball and to widths shown on the drawing. Slope the sides of the excavation at a 45 degree angle up and away from the bottom of the excavation.

1. In areas of slowly draining soils, the root ball may be set up to 75 mm (3 in.) or 1/8 of the depth of the root ball above the adjacent soil level.
 2. Save the existing soil to be used as backfill around the tree.
 3. On steep slopes, the depth of the excavation shall be measured at the center of the hole and the excavation dug as shown on the drawings.
- D. Obstructions: If rock, underground construction work, utilities, tree roots, or other obstructions are encountered in the excavation of planting areas, alternate locations for any planting shall be permitted.
- E. Planting Mixture:
1. Mixture for shrubs, trees and groundcovers: Clean friendly native top soil.
 - a. Add soil amendments necessary to adjust soil to required pH for plant material, as recommended in soil test report.
 2. Place and compact mixture to 6-inch depth in bottom of pit. Reserve enough mixture for backfill.
 3. Groundcover Beds: Till and pulverize soil to a depth of 6 inches below grade. Mix by tilling the material as described above.

3.3 INSTALLATION

- A. Plants shall be set on flat-tamped or unexcavated pads at the same relationship to finished grade as they were to the ground from which they were dug, unless otherwise noted on the drawings. Plants must be set plumb and braced in position until topsoil or planting mix has been placed and tamped around the base of the root ball. Improper compacting of the soil around the root ball may result in the tree settling or leaning. Plants shall be set so that they will be at the same depth and so that the root ball does not shift or move laterally one year later.

NOTE: Proper planting depth requires the root flare to be slightly above the finished grade. It is important to determine how deep the root flare is in the ball before it is placed in the planting hole. Sometimes the top of the ball may need to be raised until the root flare is at the proper planting depth and/or soil must be removed from the top of the ball.

1. Determine the elevation of the root flare and ensure that it is planted at proper grade. This may require that the tree be set higher than the grade in the nursery.
 2. If the root flare is less than 50 mm (2 in.) below the soil level of the root ball, plant the tree at the appropriate level above the grade to set the flare slightly above existing grade. If the flare is more than 50 mm (2 in) at the center of the root ball the tree shall be rejected.
- B. Lift plants only from the bottom of the root balls or with belts or lifting harnesses of sufficient width not to damage the root balls. Do not lift trees by their trunk or use the trunk as a lever in positioning or moving the tree in the planting area.
- C. Remove plastic, paper, or fiber pots from containerized plant material. Pull roots out of the root mat, and cut circling roots with a sharp knife. Loosen the potting medium and shake away from the root mat. Immediately after removing the container, install the plant such that the roots do not dry out. Pack planting mix around the exposed roots while planting.

- D. The roots of bare-root trees shall be pruned at the time of planting to remove damaged or undesirable roots (those likely to become a detriment to future growth of the root system). Bare-root trees shall have the roots spread to approximate the natural position of the roots and shall be centered in the planting pit. The
- E. planting-soil backfill shall be worked firmly into and around the roots, with care taken to fill in completely with no air pockets.
- F. Cut ropes or strings from the top of shrub root balls and trees smaller than 3 in. caliper after plant has been set. Remove burlap or cloth wrapping and any wire baskets from around top half of balls. Do not turn under and bury portions of burlap at top of ball.
 - 1. Do not immediately remove the ropes and burlap from trees larger than 3 in. caliper. Return to each tree three months after planting (six months for fall-planted material), and cut all ropes around the trunks and tops of the root balls of these trees.
 - 2. Completely remove any waterproof or water-repellant strings or wrappings from the root ball and trunk before backfilling.
- F. Set balled and burlapped trees in the hole with the north marker facing north unless otherwise approved by the landscape architect.
- G. Place native soil, topsoil, or planting mix into the area around the tree, tamping lightly to reduce settlement.
 - 1. For plants planted in individual holes in existing soil, add any required soil amendments to the soils, as the material is being backfilled around the plant. Ensure that the amendments are thoroughly mixed into the backfill.
 - 2. For plants planted in large beds of prepared soil, add soil amendments during the soil installation process.
 - 3. Ensure that the backfill immediately around the base of the root ball is tamped with foot pressure sufficient to prevent the root ball from shifting or leaning.
- H. Thoroughly water all plants immediately after planting. Apply water by hose directly to the root ball and the adjacent soil.
- I. Remove all tags, labels, strings, etc. from all plants.
- J. Remove any excess soil, debris, and planting material from the job site at the end of each workday.
- K. Form watering saucers 100 mm (4 in.) high immediately outside the area of the root ball of each tree as indicated on the drawings.
- M. Pruning
 - 1. Plants shall not be heavily pruned at the time of planting. Pruning is required at planting time to correct defects in the tree structure, including removal of injured branches, double leaders, waterspouts, suckers, and interfering branches. Healthy lower branches and interior small twigs should not be removed except as necessary to clear walks and roads. In no case should more than one-quarter of the branching structure be removed. Retain the normal or natural shape of the plant.
 - 2. All pruning shall be completed using clean, sharp tools. All cuts shall be clean and smooth, with the bark intact with no rough edges or tears. All pruning cuts shall be made just outside of the collar at the base of the branch.

3. Except in circumstances dictated by the needs of specific pruning practices, tree paint shall not be used. The use of tree paint shall be only upon approval of the landscape architect. Tree paint, when required, shall be paint specifically formulated and manufacturing for horticultural use.
4. Pruning of large trees shall be done from a hydraulic man-lift such that it is not necessary to climb the tree.

N. Tree Guying, and Staking

1. Trees are to be staked using the Arborbrace system. For larger trees up to 4" caliper use Arborbrace Tree Guying Kit with Hardened Nylon Anchor (ATG-R) and trees between 5" and 7" caliper use Arborbrace Jumbo (ATG-JHD). Drive the arbor arrow anchor 24" – 36" down into the ground using a ½" pipe as a driver. With your back to the tree, give the guy line a tug to toggle (set) the anchor. Place the loose end of the strap around the leading branch of the tree and thread through the buckle slot. Tie the loose end of the strap back onto itself using a simple granny knot. Depress the spring button on the buckle and slide towards the anchor to tension line. Repeat for 2nd and 3rd guy lines. See sheet L-03.1 for Arborbrace detail.
2. The Arborbrace system shall be installed immediately upon approval or planting, and shall be removed at the end of the second growing season. Any trees that are not stable at the end of this time shall be rejected.
3. Leave enough slack in the guy cords to allow the tree to sway. The cords shall be tied loosely above a branch or crotch.

O. Fertilizing

1. Time of Application: Apply at time of planting or promptly thereafter. Do not apply during period of August 16th through March 15th.
2. Methods of Application: Uniformly spread on soil surface prior to mulching at specified rate.
3. Rates of Application: Apply fertilizer at rate and ratio according to recommendations from soil tests. Fertilizer rates listed below are general rates, which may be altered due to specific soil requirements:
 - Trees: 8-10-10 at 2 pounds per inch of caliper.
 - Shrubs: 5-10-10 at 5 pounds per 100 square feet.
 - Groundcovers: 5-10-10 at 2 pounds per 100 square feet.
 - Vines: 5-10-10 at 2 pounds per 100 square feet.
 - Herbaceous Plants: 5-10-10 at 2 pounds per 100 square feet.

P. Mulch

1. Areas to receive mulch: all plant beds and other areas as designated on Drawings shall be mulched.
2. Placement: Place mulch to required uniform depth soon after planting to prevent drying of planting soil around roots. When other operations such as fertilizing do not necessitate delay, mulch promptly after planting; do not delay more than 3 days after plants have been set.

- a. Apply Hardwood Mulch at a uniform depth of 3 inches, except in groundcover beds where it shall be a uniform depth of 2 inches. Work mulch neatly down among plants to give good appearance.
- b. Apply pine straw mulch at a uniform depth of 3 inches in natural areas as noted on plan.

3.4 MAINTENANCE

- A. Maintenance shall begin immediately after each plant is planted and continue until its acceptance has been confirmed by the landscape architect.
- B. Maintenance shall consist of pruning, watering, cultivating, weeding, mulching, tightening and repairing guys and stakes, resetting plants to proper grades or upright position, restoring of the planting saucer, and furnishing and applying such sprays or other materials as necessary to keep plantings free of insects and diseases and in vigorous condition.
- C. Planting areas and plants shall be protected at all times against trespassing and damage of all kinds for the duration of the maintenance period. If a plant becomes damaged or injured, it shall be treated or replaced as directed by the landscape architect at no additional cost.
- D. Watering: Contractor shall irrigate as required to maintain vigorous and healthy tree growth. Overwatering or flooding shall not be allowed. The contractor shall monitor, adjust, and use existing irrigation facilities, if available, and furnish any additional material, equipment, or water to ensure adequate irrigation. Root balls of all trees and large shrubs shall be spot watered using handheld hoses during the first four months after planting, as required to ensure adequate water within the root ball.
- E. During periods of restricted water usage, all governmental regulations (permanent and temporary) shall be followed. The contractor may have to transport water from ponds or other sources, at no additional expense to the owner when irrigation systems are unavailable..

3.5 ACCEPTANCE

- A. Standard for Acceptance of Plantings: Each plant shall be as specified, properly installed and maintained in good healthy condition. All water saucers and beds shall be neatly formed and mulched. Beds shall be free of weeds and erosion damage.
- B. Work may be accepted in parts when the landscape architect and contractor deem that practice to be in their mutual interest. Approval must be given in writing by the landscape architect to the contractor verifying that the work is to be completed in parts. Acceptance of work in parts shall not waive any other provision of this contract.
- C. Upon acceptance, the Owner will assume plant maintenance.

3.6 CLEANING

- A. Remove from site all excess materials, soil, debris, and equipment. Repair damage resulting from planting operations.

3.7 GUARANTEE PERIOD AND REPLACEMENT

- A. The guarantee period for trees and shrubs shall begin at the date of acceptance.
- B. The contractor shall guarantee all plant material to be in healthy and flourishing condition for a period of one year from the date of acceptance.

- C. When work is accepted in parts, the guarantee periods extend from each of the partial acceptances to the terminal date of the guarantee of the last acceptance. Thus, all guarantee periods terminate at one time.
- D. The contractor shall replace, without cost, as soon as weather conditions permit, and within a specified planting period, all plants determined by the landscape architect to be dead or in an unacceptable condition during and at the end of the guarantee period. To be considered acceptable, plants shall be free of dead or dying branches and branch tips and shall bear foliage of normal density, size, and color. Replacements shall closely match adjacent specimens of the same species. Replacements shall be subject to all requirements stated in this specification.
- E. The guarantee of all replacement plants shall extend for an additional period of one year from the date of their acceptance after replacement. In the event that a replacement plant is not acceptable during or at the end of said extended guarantee period, the landscape architect may elect subsequent replacement or credit for that item.
- F. At the end of the guarantee, the contractor shall reset grades that have settled below the proposed grades on the drawings.
- G. The contractor shall make periodic inspections, at no extra cost, during the guarantee period to determine what changes, if any, should be made in the maintenance program. If changes are recommended, they shall be submitted in writing to the landscape architect. **Claims by the contractor that the owner's maintenance practices or lack of maintenance resulted in dead or dying plants will not be considered if such claims have not been documented by the contractor during the guarantee period.**

3.8 FINAL ACCEPTANCE

- A. At the end of the guarantee period and upon written request of the contractor, the landscape architect will inspect all guaranteed work for final acceptance. The request shall be received at least ten calendar days before the anticipated date for final inspection. Upon completion and re-inspection of all repairs or renewals necessary in the judgment of the landscape architect at that time, the landscape architect shall certify, in writing, that the project has received final acceptance.

END OF SECTION 32 90 00

SECTION 32 92 00 – TURF AND GRASSES

PART 1 - GENERAL

1.1 SUMMARY

A. Section Includes:

1. Soil preparation
2. Sodding lawns
3. Plugging lawns
4. Sprigging lawns
5. Seeding lawns
6. Hydroseeding lawns
7. Reconditioning existing lawns
8. Maintenance of lawns

B. Related Sections:

1. Division 1: General Requirements
2. Section G2070: Irrigation
3. Section G2050: Plants

1.2 REFERENCES

- A. "Standardized Plant Names" as adopted by the latest edition of the American Committee of Horticultural Nomenclature.

1.3 SUBMITTALS

A. Quality Control Submittals:

1. Submit the following materials certification:
 - a. Submit sod growers certification of grass species. Identify source location.
 - b. Submit seed vendor's certification for required grass seed mixture, indicating percentage by weight, and percentages of purity, germination, and weed seed for each grass species.
 - c. Plant fertilizer(s) analysis.
2. Submit soil test reports.
3. Submit materials invoices for the following:
 - a. Seed.

b. Soil Amendments.

B. Contract Closeout Submittals:

1. Prior to plant material acceptance, submit written maintenance instructions recommending adequate and reasonable procedures for maintenance of grassed areas.

1.4 QUALITY ASSURANCE

- A. Grass types indicated on Drawings comply with "Standardized Plant Names". Names of varieties not listed conform generally with names accepted by the nursery trade.
- B. Qualifications: Grassing shall be performed by experienced workers familiar with grass installation.

1.5 DELIVERY, STORAGE, AND HANDLING

- A. Cut, deliver, and install sod within a 48 hour period.
 1. Do not harvest or transport sod when moisture content may adversely affect sod survival.
 2. Protect sod from sun, wind, and dehydration prior to installation.
 3. Do not tear, stretch, or drop sod during handling and installation.

1.6 PROJECT CONDITIONS

- A. Protect existing utilities, paving, and other facilities from damage caused by landscaping operations.
- B. Restrict traffic from lawn areas until grass is established. Erect signs and barriers as required.
- C. The irrigation system shall be installed prior to grassing. Locate, protect, and maintain the irrigation system during planting operations. Repair irrigation system components, damaged during planting operations, at Contractor's expense.

1.7 SCHEDULING

- A. Perform grass installation only after other work affecting ground surface has been completed.
- B. Time of Grass Installation: Plant under favorable weather conditions and recommended season for grass survival and establishment. At option and under full responsibility of Contractor, planting operations may be conducted under unseasonable conditions, but without additional compensation.

1.8 WARRANTY

- A. Contractor shall warranty turf for a period of sixty (60) days. At the end of the sixty day period, any turf that has not been established or has died must be replaced by the Contractor at the Contractor's expense.

PART 2 - PRODUCTS

2.1 MATERIALS

- A. Sod: An "approved" nursery grown sod composed of grass species indicated on plant schedule. Sod shall be minimum 2 years old. Provide well-rooted, healthy sod, free of diseases, nematodes, and soil borne insects. Provide sod uniform in color, leaf texture, density, and free of weeds, undesirable grasses, stones, roots, thatch, and extraneous material; viable and capable of growth and development when planted.
 - 1. Furnish sod machine stripped in widths of 12 inches to 24 inches in uniform length less than 6 feet with minimum 1 ½" – 2" of soil attached. At time of stripping, grass shall be 1 to 2 inches high cut.

2.2 ACCESSORIES

- A. Topsoil: specified in Section G.
- B. Commercial Fertilizer: Conforming to applicable Federal and State law, uniform as to composition, dry, free-flowing, and delivered to site in original unopened containers. Application rate and minimum analysis shall be as recommended by soils test report.
- C. Soil Conditioning Materials:
 - 1. Aluminum Sulfate: Unadulterated, in manufacturer's original, unopened container labeled with analysis and net weight. Use to acidify soil (lower pH) as recommended by soils test report.
 - 2. Limestone: Raw, ground agricultural limestone, containing at least 90 percent calcium carbonate; 90 percent shall pass No. 10 sieve and 50 percent shall pass No. 50 sieve. Use to decrease acidity of soil (raise pH) as recommended by soils test report.
- D. Stakes:
 - 1. Softwood, untreated 3/4 inch dia. x 8 inch long or,
 - B. Steel, tee shaped pins, 4 inch head x 8 inch leg
 - C. Sod staples
 - D. Water: Clean, free from toxic amounts of salt, oil, acid, alkali, organic matter or other substance harmful to plants.

PART 3 - EXECUTION

3.1 EXAMINATION

- A. Examine finish surfaces, grades, topsoil quality, and depth. Do not start grass installation until unsatisfactory conditions are corrected and fine grading has been completed.
- B. Subsurface Drainage Investigation: perform subsurface drainage investigation as specified in Section G.

3.2 PREPARATION

- A. Protection of Surrounding Areas: Contractor shall clean pavements at end of working day and before onset of inclement weather to prevent staining by or tracking of materials. Keep pavement and work area in an orderly condition. Dispose of trash and debris created by landscape operations daily.
- B. Limit preparation to areas which will be immediately sodded.
- C. Loosen topsoil of lawn areas to minimum depth of 4 inches. Remove stones over 1 inch in any dimension and sticks, roots, rubbish, and extraneous matter.

D. Soil Conditioning:

1. Coordinate soil conditioning with soil testing and fine grading operations specified in Section G.
2. Adjustment of pH: Adjust the pH range of the existing soils that are unacceptable according to requirements specified in Section G. Adjust pH by uniformly incorporating required soil conditioning materials at the rate determined by the analysis of the soil test done by the Soils Testing Laboratory. Soil pH shall be corrected for the grasses specified on the Drawings to a pH range recommended for the species.
3. Incorporate soil conditioners into the topsoil to a depth of 4 inches by disking or rototilling. Use hand tools where power equipment is inaccessible.
4. Add required fertilizer at rate specified by laboratory test and County Agent for the grass species. If season does not permit immediate fertilization, then fertilizer shall be applied in following spring at recommended rate. Do not apply fertilizer between October 1 and March 1.
 - a. For bid purposes only, the application rate shall be 18-24-12 commercial fertilizer at 4 pounds per 1000 square feet.
 - b. Incorporate fertilizer into the topsoil by disking or rototilling to depth of 4 inches for sodding and 1 inch for seeding. Use hand tools where power equipment is inaccessible.
5. Recompact soil to density specified in Section G.

E. Location of Grass Areas: Stake grass areas as indicated on Drawings.

F. Dampen dry soil prior to sodding, plugging, and seeding.

G. Restore prepared areas to specified condition if eroded, settled, or otherwise disturbed after fine grading and prior to sodding and seeding.

3.3 INSTALLATION

A. Plant lawn areas within 24 hours of soil preparation.

B. Sodding:

1. Lay boards over sodded areas to protect sod from construction traffic.
2. Do not lay sod on saturated or frozen soil.
3. Lay sod to form a solid mass with tightly-fitted joints. Butt ends and sides of sod strips. Do not overlay edges. Stagger strips to offset joints in adjacent courses. Remove excess sod to avoid smothering of adjacent grass. Provide sod pad top flush with adjacent curbs, sidewalks, drains, and seeded areas.
4. Install initial row of sod in a straight line, beginning at bottom of slopes, perpendicular to direction of the sloped area. Place subsequent rows parallel to and against previously installed row.
5. Topdress sod with topsoil and work into joints with broom or mat.
6. Water sod thoroughly with a fine spray immediately after laying.

7. Roll with light lawn roller to ensure contact with subgrade.

3.4 WATERING

- A. Thoroughly soak lawn areas immediately after installation with fine mist spray until the ground is soaked to a depth of at least 2 inches.

3.5 MAINTENANCE

- A. Maintain lawns until final acceptance of Work.
- B. Maintain grass areas to establish a full, uniform stand of grass free of weeds, undesirable grass species, disease, and turfgrass pests.
1. Repair, rework, and resod or reseed all areas that have washed out, are eroded, or have not established. Replace undesirable or dead areas with new sod or seed.
 2. Mow lawn areas as soon as lawn top growth reaches a 3" height. Cut back to no more than 1/3rd of height. Repeat mowing as required to maintain specified height. After first mowing, grass shall be mowed every 3 days at the same height. Mowing shall be done using reel type mowers only; no rotary mowers may be used. After third mowing the Owner shall be responsible for mowing, even though grass may not have reached standard for acceptance. Contractor shall advise Owner of proper mowing procedures. Maintain grass as 1" mowing height.
 3. Post-Germination Nitrogen Application: Two and one-half weeks after seeds germinate apply sodium nitrate at 3 to 5 lbs. per 1000 square feet.
 4. Topdressing Fertilizer: After grass has become established, evenly spread topdressing fertilizer at rate recommended by soil laboratory test for the appropriate time of year. Thoroughly water into soil.
 5. Apply herbicides as required to control weed growth or undesirable grass species.
 6. Apply fungicides and insecticides as required to control diseases and turfgrass pests.
 7. Remove sod pegs.
 8. Spot weed.
 9. Water as required to maintain lawn.

3.6 ACCEPTANCE

- A. Inspection to determine acceptance of grass areas will be made by the Landscape Architect, upon Contractor's request. Provide notification at least 10 working days before requested inspection date.
1. Contractor shall be required to produce a satisfactory stand of perennial grass.
 2. Sodded areas will be acceptable provided all requirements, including maintenance, have been complied with, and a healthy, even colored viable lawn is established, free of weeds, undesirable grass species, disease, and insects. The root system shall be sufficient to survive dry periods, winter weather, and be capable of re-establishing in spring.

3. Scattered bare spots no larger than 4 inches square shall not total more than 3 square feet in any 100 square foot area.
 - B. Upon acceptance, the Owner will assume lawn maintenance.
- 3.7 CLEANING
- A. Remove from site all excess materials, debris, and equipment. Repair damage resulting from sodding and seeding operations.

END OF SECTION 32 92 00