

HORRY - GEORGETOWN TECHNICAL COLLEGE
CONWAY, SOUTH CAROLINA
INDEPENDENT AUDITOR'S REPORT
FINANCIAL STATEMENTS AND SCHEDULES
FOR THE YEAR ENDED JUNE 30, 2012

HORRY - GEORGETOWN TECHNICAL COLLEGE
CONWAY, SOUTH CAROLINA

Table of Contents

	<u>PAGE</u>
Organizational Data	1
Independent Auditor's Report	2-3
Management's Discussion and Analysis	4-13
Financial Statements:	
Statements of Net Assets	14
Statements of Revenues, Expenses and Changes in Net Assets	15
Statements of Cash Flows.....	16-17
Component Unit - Statement of Financial Position and Statement of Activities	18
Notes to Financial Statements	19-40
Single Audit Act Requirements:	
Schedule of Expenditures of Federal Awards	41-42
Notes to Schedule of Expenditures of Federal Awards.....	43
Independent Auditor's Report on Internal Control over Financial Reporting and on Compliance and Other Matters Based on an Audit of Financial Statements Performed in Accordance with <i>Government Auditing Standards</i>	44-45
Independent Auditor's Report on Compliance with Requirements Applicable to Each Major Program and Internal Control over Compliance in Accordance with OMB Circular A-133.....	46-47
Schedule of Findings and Questioned Costs	48
Schedule of Prior Audit Findings	49

HORRY - GEORGETOWN TECHNICAL COLLEGE
CONWAY, SOUTH CAROLINA
AUDIT PERIOD
JULY 1, 2011 THROUGH JUNE 30, 2012

AREA COMMISSIONERS

<u>Name</u>	<u>Office</u>	<u>Term Expires</u>	<u>County</u>
Joe Thomas Branyon, Jr.	Chairman	07-01-2012	Georgetown
Orrie E. West	Vice-Chairman	07-01-2014	Horry
Herman C. Jones	Chairman Emeritus	07-01-2014	Horry
William H. Murray	Secretary	07-01-2012	Georgetown
William K. Richardson		07-01-2012	Horry
Y. Melvin Nobles		07-01-2014	Horry
Donald W. Helms		07-01-2014	Horry
Ronald J. Talbert		07-01-2012	Georgetown
Brent D. Groome		07-01-2012	Horry

EXECUTIVE STAFF


Mr. H. Neyle Wilson	College President
Dr. Marilyn J. Fore	Executive Vice President for Academic Affairs
Mr. Ralph L. Selander	Vice President for Technology and Institutional Planning
Mr. W. Gregory Thompson	Associate Vice President for Student Affairs
Mr. Harold N. Hawley	Vice President for Finance and Business Affairs
Mr. Gregory L. Mitchell	Vice President for Workforce Development and Continuing Education

AREA SERVED

Horry County
Georgetown County

COUNTIES PROVIDING FINANCIAL SUPPORT

Horry County
Georgetown County



Robert D. Harper, Jr. CPA
Stacey C. Moree CPA
P. O. Box 1550
106 Wall Street, Litchfield
Pawleys Island, SC 29585
Tel (843) 237-9125
Fax (843) 237-1621
E-mail: HPM@sc.rr.com

Robin B. Poston CPA
P. O. Box 576
307 Church Street
Georgetown, SC 29442
Tel (843) 527-3413
Fax (843) 546-7277
E-mail: hpm2@sc.rr.com

INDEPENDENT AUDITOR'S REPORT

Horry - Georgetown Commission for Technical Education
Horry - Georgetown Technical College
Conway, South Carolina

We have audited the accompanying basic financial statements of Horry - Georgetown Technical College, a member institution of the South Carolina Technical College System, as of and for the years ended June 30, 2012 and June 30, 2011, as listed in the table of contents. These financial statements are the responsibility of the College's management. Our responsibility is to express opinions on these basic financial statements based on our audits. We did not audit the financial statements of Horry - Georgetown Technical College Foundation, Inc. which represents 100 percent of the discretely presented component unit presented in the financial statements. Those financial statements were audited by other auditors whose report has been furnished to us, and our opinion on the basic financial statements insofar as it relates to the amounts included for Horry - Georgetown Technical College Foundation, Inc. as a discretely presented component unit, is based solely on the report of other auditors.

We conducted our audits in accordance with auditing standards generally accepted in the United States of America and the standards applicable to financial audits contained in *Government Auditing Standards*, issued by the Comptroller General of the United States. Those standards require that we plan and perform the audit to obtain reasonable assurance about whether the financial statements are free of material misstatement. An audit includes examining, on a test basis, evidence supporting the amounts and disclosures in the financial statements. An audit also includes assessing the accounting principles used and the significant estimates made by management, as well as evaluating the overall financial statement presentation. We believe that our audits provide a reasonable basis for our opinion.

In our opinion, based on our report and the report of other auditors, the basic financial statements referred to above present fairly, in all material respects, the respective financial position of Horry - Georgetown Technical College, as of June 30, 2012 and June 30, 2011, and the respective changes in the financial position and cash flows, where applicable, thereof for the years then ended in conformity with accounting principles generally accepted in the United States of America.

In accordance with *Government Auditing Standards*, we have also issued a report dated September 28, 2012 on our consideration of the College's internal control over financial reporting and on our tests of its compliance with certain provisions of laws, regulations, contracts and grant agreements and other matters. The purpose of that report is to describe the scope of our testing of internal control over financial reporting and compliance and the results of that testing, and not to provide an opinion on the internal control over financial reporting or on compliance. That report is an integral part of an audit performed in accordance with *Government Auditing Standards* and should be considered in assessing the results of our audit.

Accounting principles generally accepted in the United States of America require that the management's discussion and analysis information on pages 4 through 13 be presented to supplement the basic financial statements. Such information, although not a part of the basic financial statements, is required by the Governmental Accounting Standards Board, who considers it to be an essential part of financial reporting for placing the basic financial statements in an appropriate operational, economic, or historical context. We have applied certain limited procedures to the required supplementary information in accordance with auditing standards generally accepted in the United States of America, which consisted of inquiries of management about the methods of preparing the information and comparing the information for consistency with management's responses to our inquiries, the basic financial statements, and other knowledge we obtained during our audit of the basic financial statements. We do not express an opinion or provide any assurance on the information because the limited procedures do not provide us with sufficient evidence to express an opinion or provide any assurance.

Our audit was conducted for the purpose of forming an opinion on the financial statements that collectively comprise Horry - Georgetown Technical College's basic financial statements. The accompanying schedule of expenditures of federal awards is presented for purposes of additional analysis as required by U.S. Office of Management and Budget Circular A-133, *Audits of States, Local Governments, and Non-Profit Organizations*, and is not a required part of the basic financial statements of Horry - Georgetown Technical College. The schedule of expenditures of federal awards is the responsibility of management and was derived from and relates directly to the underlying accounting and other records used to prepare the financial statements. The information has been subjected to the auditing procedures applied by us and other auditors in the audit of the basic financial statements and certain additional procedures, including comparing and reconciling such information directly to the underlying accounting and other records used to prepare the financial statements or to the financial statements themselves, and other additional procedures in accordance with auditing standards generally accepted in the United States of America. In our opinion, based on our report and the report of other auditors, the information is fairly stated in all material respects, in relation to the financial statements taken as a whole.

Harper, Poston + Moree, P.A.

Harper, Poston & Moree, P.A.
Certified Public Accountants

Georgetown, South Carolina
September 28, 2012

MANAGEMENT'S DISCUSSION AND ANALYSIS

MANAGEMENT'S DISCUSSION AND ANALYSIS

The management of Horry-Georgetown Technical College offer users and other readers of the College's financial statements this narrative overview and analysis of its financial activities for the fiscal years ended June 30, 2012 and June 30, 2011. This discussion and analysis should be read in conjunction with the consolidated financial statements and the footnotes thereto, which follow this section.

The financial statement presentation format provides a comprehensive, entity-wide perspective of the College's assets, liabilities, net assets, revenues, expenses, changes in net assets, and cash flows. The financial statements are designed to emulate corporate presentation models whereby all College activities are consolidated into one total. The Statement of Net Assets combines and consolidates current financial resources (short-term spendable resources) with capital assets and discloses any debt obligations.

The Statement of Revenues, Expenses, and Changes in Net Assets focuses on both the gross costs and the net costs of College activities which are supported substantially by property taxes, state allocation, state and federal grants and contracts, student tuition and fees and auxiliary enterprise revenues. This approach is intended to summarize and simplify an analysis of costs for various College services to students and the public.

As additional information, financial statements for the Horry-Georgetown Technical College Foundation (The Foundation) are also included. All financial activities and balances of the Foundation are disclosed as a discretely presented component unit.

Financial Highlights

- The total net assets of the College at June 30, 2012, increased to \$88,572,728 from \$79,554,668 during the fiscal year. Of this amount, \$37,200,679 (unrestricted net assets) may be used to meet the College's ongoing obligations. This increase was driven by enrollment growth, nominal tuition increases, receipt of the local Educational Capital Sales and Use (Penny) Tax proceeds, College-wide cost reduction initiatives, and receipt of various federal, state, and private grants.
- The college is in the midst of a multi-year capital improvement initiative that includes constructing new academic facilities, refurbishing buildings, and improving its infrastructure. The capital improvements are financed by College Funds, private donations, and the local Educational Capital Improvement Sales and Use (Penny) Tax.
- In spite of unprecedented reductions in State support, the College was able to increase its net assets, further evidencing its financial strength.

Overview of the Financial Statements

The College is engaged only in Business-Type Activities (BTA) that is financed in part by fees charged to students for educational services. Accordingly, its activities are reported using the three financial statements required for proprietary funds: Statement of Net Assets; Statement of Revenues, Expenses, and Changes in Net Assets; and Statement of Cash Flows.

The Statement of Net Assets presents the financial position of the College at the end of the current and prior fiscal years, and classifies assets and liabilities into current and non-current. The difference between total assets and total liabilities is net assets, which are displayed in three broad categories: Investment in Capital Assets (net of related debt), Restricted and Unrestricted. Net assets are one indicator of the current financial condition of the College, while the change in net assets is an indicator of whether the overall financial condition has improved or worsened during the year.

The Statement of Revenues, Expenses, and Changes in Net Assets is a statement of net income with an entity-wide perspective. Revenues and expenses are categorized by operating and non-operating, and expenses are reported by object type.

The Statement of Cash Flows will aid readers in identifying the sources and uses of cash by the major categories of operating, capital and related financing, non-capital financing, and investing activities. This statement also

emphasizes the College's dependence on state and county appropriations by separating them from operating cash flows.

Financial Analysis

In addition to the financial information, charts and graphs are provided to enhance an understanding of the institutions financial condition and related changes from the prior fiscal year.

Net Assets For the Years Ended June 30,

	<u>2012</u>	<u>2011</u>	<u>Increase (Decrease)</u>	<u>Percent Change</u>
Current assets	\$ 29,660,338	\$ 39,139,535	\$ (9,479,197)	(24.22%)
Non-current assets				
Capital assets, net of depreciation	\$ 51,247,009	\$ 43,657,122	\$ 7,589,887	17.39%
Other	\$ 15,859,200	\$ 3,956,010	\$ 11,903,190	300.89%
Total assets	<u>\$ 96,766,547</u>	<u>\$ 86,752,667</u>	<u>\$ 10,013,880</u>	<u>11.54%</u>
Current liabilities	\$ 6,541,373	\$ 5,316,361	\$ 1,225,012	23.04%
Non-current liabilities	\$ 1,652,446	\$ 1,881,638	\$ (229,192)	(12.18%)
Total liabilities	<u>\$ 8,193,819</u>	<u>\$ 7,197,999</u>	<u>\$ 995,820</u>	<u>13.83%</u>
Investment in capital assets, Net of Related debt	\$ 51,220,596	\$ 43,184,387	\$ 8,036,209	18.61%
Restricted for: expendable	\$ 151,453	\$ 152,161	\$ (708)	(0.47%)
Unrestricted	\$ 37,200,679	\$ 36,218,120	\$ 982,559	2.71%
Total Net Assets	<u>\$ 88,572,728</u>	<u>\$ 79,554,668</u>	<u>\$ 9,018,060</u>	<u>11.34%</u>

The previous schedule is prepared from the College's statement of net assets, which is presented on an accrual basis of accounting, whereby assets are capitalized and depreciated. Total assets increased by \$10,013,880 or 11.5% over prior year. Current assets decreased as a result of capital expenditures associated with the construction of new academic facilities and infrastructure improvements. Capital assets increased significantly due to ongoing construction activities and the completion of several large projects including the Speir Dental Health building, new campus signage, a Wildlife Pavilion and expanded parking.

Total liabilities increased by \$995,820 or 13.8% during the fiscal year due primarily to an increase in accounts payable associated with construction projects.

Total net assets increased by \$9,018,060 or 11.3% during the fiscal year. As evidenced by this increase, the College continues to benefit from a sound financial position as assets substantially exceed liabilities.

**Operating Results for the Years Ended
For the Years Ended June 30,**

	<u>2012</u>	<u>2011</u>	<u>Increase (Decrease)</u>	<u>Percent Change</u>
Operating Revenue				
Tuition and Fees	\$ 19,254,333	\$ 18,313,473	\$ 940,860	5.14%
Federal and State Contracts	\$ 7,362,610	\$ 7,096,541	\$ 266,069	3.75%
Auxiliary	\$ 801,391	\$ 467,977	\$ 333,414	71.25%
Other	\$ 299,241	\$ 322,384	\$ (23,143)	(7.18%)
Total Operating Revenue	<u>\$ 27,717,575</u>	<u>\$ 26,200,375</u>	<u>\$ 1,517,200</u>	<u>5.79%</u>
Less Operating Expenses				
	<u>\$ 53,569,269</u>	<u>\$ 54,328,342</u>	<u>\$ (759,073)</u>	<u>(1.40%)</u>
Net Operating Expenses	<u>\$ (25,851,694)</u>	<u>\$ (28,127,967)</u>	<u>\$ 2,276,273</u>	<u>(8.09%)</u>
Non-Operating Revenue (Expenses)				
State Appropriations	\$ 6,811,576	\$ 6,920,970	\$ (109,394)	(1.58%)
Horry County	\$ 3,346,000	\$ 3,415,000	\$ (69,000)	(2.02%)
Georgetown County	\$ 465,000	\$ 465,000	\$ -	0.00%
Other	\$ 18,953,680	\$ 22,091,071	\$ (3,137,391)	(14.20%)
Total Non-Operating Revenue (Expenses)	<u>\$ 29,576,256</u>	<u>\$ 32,892,041</u>	<u>\$ (3,315,785)</u>	<u>(10.08%)</u>
Capital Grants and Gifts	<u>\$ 5,293,498</u>	<u>\$ 5,471,265</u>	<u>\$ (177,767)</u>	<u>(3.25%)</u>
Increase in Net Assets	<u>\$ 9,018,060</u>	<u>\$ 10,235,339</u>	<u>\$ (1,217,279)</u>	<u>(11.89%)</u>
Net Assets - Beginning of Year	<u>\$ 79,554,668</u>	<u>\$ 69,319,329</u>	<u>\$ 10,235,339</u>	<u>14.77%</u>
Net Assets - End of Year	<u>\$ 88,572,728</u>	<u>\$ 79,554,668</u>	<u>\$ 9,018,060</u>	<u>11.34%</u>

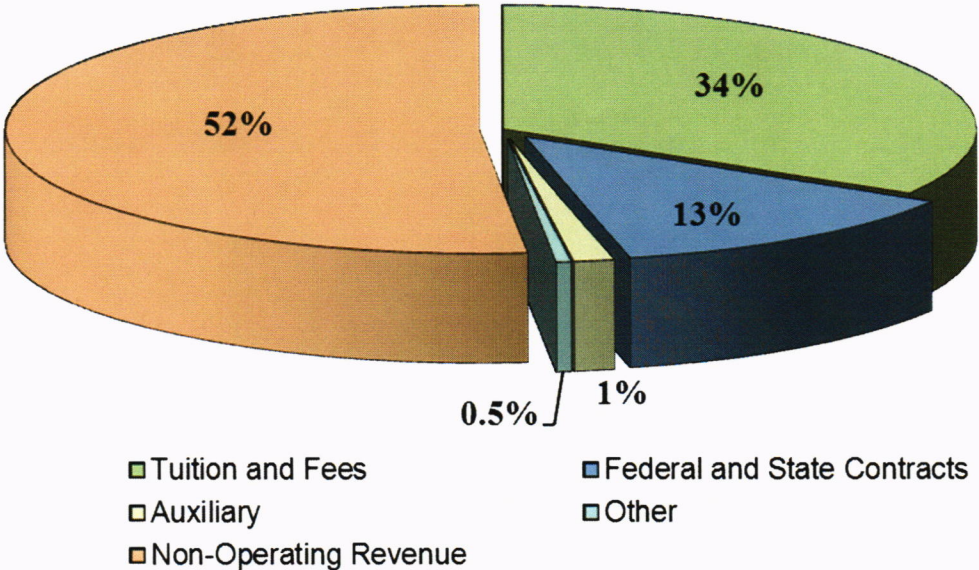
As shown above, the College experienced an increase in net assets during 2012. The increase in net assets of \$9,018,060 or 11.3% was facilitated by an increase in tuition revenues due to enrollment growth, a nominal tuition increase, and receipt of the penny tax proceeds.

For 2012, total operating revenue increased by approximately \$1,517,200 or 5.79% over prior year. This increase was driven by increased Spring enrollment and a nominal tuition increase. Changes in operating expenses are addressed below.

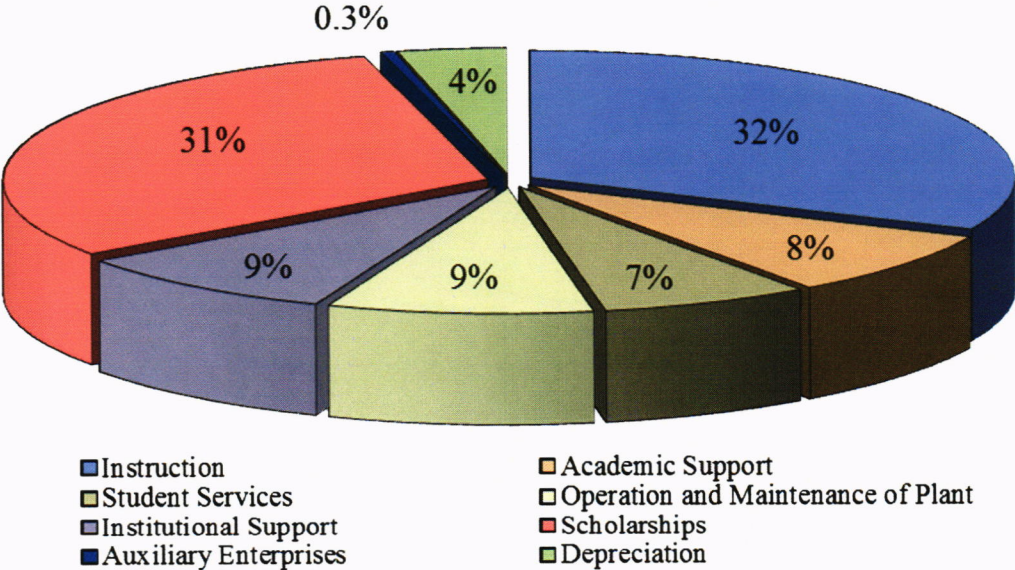
The State funding received in 2012, in absolute dollars, has not been this low since before 1997. In spite of state funding reductions over recent years, the college enjoyed a substantial increase in net assets during the year primarily driven by enrollment gains and receipt of the penny tax proceeds.

On the page which follows is a graphical illustration of operating revenues and expenses.

Revenue by Source



Operating Expenses

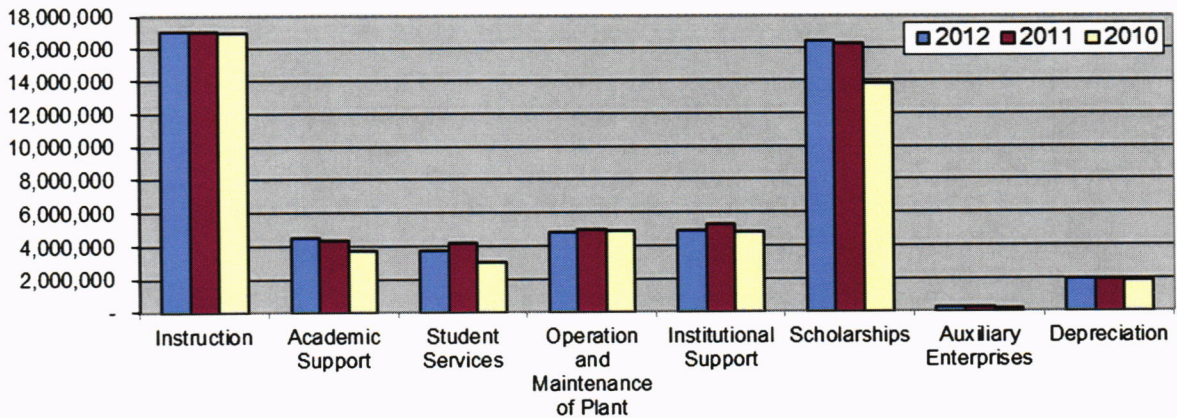


**Operating Expenses by Function
For the Years Ended June 30,**

	<u>2012</u>	<u>2011</u>	<u>Increase (Decrease)</u>	<u>Percent Change</u>
Operating Expenses				
Instruction	\$ 17,060,934	\$ 17,111,729	\$ (50,795)	(0.30%)
Academic Support	\$ 4,469,107	\$ 4,349,318	\$ 119,789	2.75%
Student Services	\$ 3,748,304	\$ 4,193,309	\$ (445,005)	(10.61%)
Operation and Maintenance of Plant	\$ 4,771,670	\$ 4,964,434	\$ (192,764)	(3.88%)
Institutional Support	\$ 4,913,351	\$ 5,258,238	\$ (344,887)	(6.56%)
Scholarships	\$ 16,417,317	\$ 16,309,076	\$ 108,241	0.66%
Auxiliary Enterprises	\$ 234,505	\$ 182,502	\$ 52,003	28.49%
Depreciation	\$ 1,954,081	\$ 1,959,736	\$ (5,655)	(0.29%)
Total Operating Expenses	<u>\$ 53,569,269</u>	<u>\$ 54,328,342</u>	<u>\$ (759,073)</u>	<u>(1.40%)</u>

The following is a multi-year graphical trend of operating expenses by function.

Comparison of Operating Expenses Fiscal Years 2012, 2011 and 2010



Operating expenses, overall, for fiscal year 2012 decreased by \$759,073 or 1.4% over the prior year. Instructional costs declined as a result of decreased spending in Continuing Education. The College's Continuing Education market continued to soften due to the ongoing economic downturn, and less corporate spending on training and development. Student Services expenses also declined due to the reduced spending of a federal community based job training grant within the Student Services area. Under this same grant the College increased its spending in Academic Support during the year. Lastly, the College was successful in reducing its operational and maintenance costs of facilities during the year.

**Analysis of Net Assets
For the Years Ended June 30,**

	<u>2012</u>	<u>2011</u>	<u>Increase (Decrease)</u>	<u>Percent Change</u>
Net Assets				
Investment in capital assets, Net of Related debt	\$ 51,220,596	\$ 43,184,387	\$ 8,036,209	18.61%
Restricted for: expendable	\$ 151,453	\$ 152,161	\$ (708)	(0.47%)
Unrestricted	<u>\$ 37,200,679</u>	<u>\$ 36,218,120</u>	<u>\$ 982,559</u>	<u>2.71%</u>
Total Net Assets	<u>\$ 88,572,728</u>	<u>\$ 79,554,668</u>	<u>\$ 9,018,060</u>	<u>11.34%</u>

Net assets may serve over time as a useful indicator of an entity's financial position. In the case of the College, assets exceeded liabilities by \$88,572,728 and \$79,554,668 at June 30, 2012 and 2011, respectively. This year-to-year increase in net assets of \$9,018,060 or 11.34% further demonstrates the financial health and economic viability of the College.

Approximately 58% of the College's net assets at June 30, 2012 were invested in capital assets (land, land improvements, buildings and improvements, and equipment). The College uses these capital assets to provide services to students; consequently, these assets are not available for future spending.

At June 30, 2012, less than 1% or \$151,453 of the College's net assets are restricted for revolving loan funds and by other grantor imposed restrictions. Approximately \$37,200,000 or 42% of the College's net assets are unrestricted and may be used to meet the College's ongoing obligations.

Net Capital Assets
For the Years Ended June 30,

	<u>2012</u>	<u>2011</u>	<u>Increase (Decrease)</u>	<u>Percent Change</u>
Capital Assets				
Land and Improvements	\$ 6,956,745	\$ 6,633,055	\$ 323,690	4.88%
Construction in Progress	\$ 4,307,678	\$ 2,704,231	\$ 1,603,447	59.29%
Buildings	\$ 55,659,533	\$ 48,899,445	\$ 6,760,088	13.82%
Equipment	\$ 6,199,534	\$ 5,415,520	\$ 784,014	14.48%
Total Capital Assets	<u>\$ 73,123,490</u>	<u>\$ 63,652,251</u>	<u>\$ 9,471,239</u>	<u>14.88%</u>
Less Accumulated Depreciation	<u>\$ (21,876,481)</u>	<u>\$ (19,995,129)</u>	<u>\$ (1,881,352)</u>	<u>33.77%</u>
Net Capital Assets	<u>\$ 51,247,009</u>	<u>\$ 43,657,122</u>	<u>\$ 7,589,887</u>	<u>8.35%</u>

As of June 30, 2012, the College had \$73,123,490 invested in capital assets, which represented a 14.8% increase over the prior fiscal year. The College continued work on several capital projects during the year which increased total assets. The capital projects in progress include constructing new academic facilities to accommodate enrollment growth, upgrading the college's road and parking systems, and modernizing its utility technological infrastructure.

Cash Flows
For the Years Ended June 30,

	<u>2012</u>	<u>2011</u>
Cash Flows from Operating Activities	\$ (21,543,797)	\$ (25,698,253)
Cash Flows from Non-Capital Financing Activities	\$ 30,693,784	\$ 32,720,164
Cash Flows from Capital and Related Financing Activities	\$ (5,481,449)	\$ 2,538,987
Cash Flows from Investing Activities	<u>\$ (15,736,390)</u>	<u>\$ (3,599,692)</u>
Net (Decrease)/Increase in Cash	\$ (12,067,852)	\$ 5,961,206
Cash - Beginning of Year	<u>\$ 25,413,804</u>	<u>\$ 19,452,598</u>
Cash - End of Year	<u><u>\$ 13,345,952</u></u>	<u><u>\$ 25,413,804</u></u>

The College's cash position was reduced by approximately \$12,000,000 during the year. This reduction was the result of investing excess cash balances and paying construction expenses associated with new academic facilities and infrastructure improvements.

Capital Asset and Debt Administration

The College increased its investments in capital assets by approximately \$8,000,000 in 2012. This change was due to the completion of several large construction projects including the Speir Dental Health building valued at \$6,566,917. Other capital projects completed during the year included a Wildlife Pavilion and expanded parking facilities. Lastly, capital asset balances increased due to the ongoing improvements made to the College infrastructure.

The College was able to substantially increase its net assets during the year. This increase was achieved through enrollment growth, ongoing cost reduction initiatives, a nominal tuition increase and receipt of the \$.01 (penny) sales tax proceeds.

Economic Factors

As a result of state funding reductions in recent years, the College is forced to rely more heavily on tuition revenue to support its mission.

Going forward, the College expects some flattening of enrollment growth due to the ongoing economic downturn, increased federal restrictions on financial aid, and local competition from private two-year institutions. The future impact of enrollment increases or decreases however, cannot be measured with any precision.

Yet, in spite of these economic challenges, the College remains fiscally strong and enjoys significant liquidity. The Colleges fiscal health is supported by enrollment growth, ongoing cost reductions, and receipt of the local Education Capital Improvement Sales and Use Tax.

Horry-Georgetown Technical College Foundation

A copy of the Horry-Georgetown Technical College Foundation audit may be obtained by mailing a request to the Horry-Georgetown Technical College Foundation at 743 Hemlock Ave, Myrtle Beach, SC 29577.

FINANCIAL STATEMENTS

HORRY - GEORGETOWN TECHNICAL COLLEGE
CONWAY, SOUTH CAROLINA

STATEMENTS OF NET ASSETS
JUNE 30, 2012 AND JUNE 30, 2011

	2012	2011
ASSETS		
Current Assets		
Cash and Cash Equivalents	\$ 13,229,000	\$ 25,278,885
Cash and Cash Equivalents (Restricted for Loans)	125,952	134,919
Short Term Investments	7,626,514	4,907,075
Accounts Receivable, Net	8,338,892	8,506,788
Interest Receivable	82,590	33,725
Loans Receivable	25,415	26,007
Prepaid Expenses	231,975	252,136
Total Current Assets	\$ 29,660,338	\$ 39,139,535
Noncurrent Assets		
Investments	\$ 15,859,200	\$ 3,956,010
Capital Assets, Net of Accumulated Depreciation	51,247,009	43,657,122
Total Noncurrent Assets	\$ 67,106,209	\$ 47,613,132
Total Assets	\$ 96,766,547	\$ 86,752,667
LIABILITIES		
Current Liabilities		
Accounts Payable	\$ 2,162,646	\$ 968,659
Interest Payable	0	1,303
Due to Other State Agencies	217,620	657,688
Retainage Payable	302,776	56,406
Accrued Payroll and Related Liabilities	1,222,559	885,124
Compensated Absences Payable	19,028	14,363
Deferred Revenue	1,907,813	2,043,443
Funds Held for Others	699,354	551,397
Capital Lease Payable - Current Portion	9,577	9,202
Note Payable - Current Portion	0	128,776
Total Current Liabilities	\$ 6,541,373	\$ 5,316,361
Noncurrent Liabilities		
Compensated Absences Payable	\$ 1,635,610	\$ 1,546,881
Capital Lease Payable - Long Term Portion	16,836	26,413
Note Payable - Long Term Portion	0	308,344
Total Noncurrent Liabilities	\$ 1,652,446	\$ 1,881,638
Total Liabilities	\$ 8,193,819	\$ 7,197,999
NET ASSETS		
Invested in Capital Assets, Net of Related Debt	\$ 51,220,596	\$ 43,184,387
Restricted for		
Expendable		
Loans	132,702	133,410
Other	18,751	18,751
Unrestricted	37,200,679	36,218,120
Total Net Assets	\$ 88,572,728	\$ 79,554,668

The Accompanying Notes are an Integral Part of this Statement

HORRY - GEORGETOWN TECHNICAL COLLEGE
CONWAY, SOUTH CAROLINA

STATEMENTS OF REVENUES, EXPENSES, AND CHANGES IN NET ASSETS
FOR THE YEARS ENDED JUNE 30, 2012 AND JUNE 30, 2011

	2012	2011
REVENUES		
Operating Revenues		
Student Tuition & Fees (Net of Scholarship Allowance of \$7,714,978 for 2012 and \$8,026,974 for 2011)	\$ 19,254,333	\$ 18,313,473
Federal Grants and Contracts	1,856,424	2,057,824
State Grants and Contracts	5,506,186	5,038,717
Auxiliary Enterprises	801,391	467,977
Sales and Services of Education Departments	152,430	161,755
Other Operating Income	146,811	160,629
Total Operating Revenue	\$ 27,717,575	\$ 26,200,375
 EXPENSES		
Operating Expenses		
Salaries	\$ 20,467,253	\$ 20,625,252
Benefits	5,951,017	5,619,577
Scholarships	16,274,143	16,155,211
Utilities	1,304,592	1,310,393
Supplies and Other Services	7,618,183	8,658,173
Depreciation	1,954,081	1,959,736
Total Operating Expenses	\$ 53,569,269	\$ 54,328,342
 Net Operating Income (Loss)	 \$ (25,851,694)	 \$ (28,127,967)
 NONOPERATING REVENUES (EXPENSES)		
State Appropriations	\$ 6,811,576	\$ 6,920,970
County Appropriations	3,811,000	3,880,000
Investment Income	475,053	181,373
Federal Grants and Contracts	18,115,348	21,715,833
State Grants and Contracts	4,154	2,084
Gifts	325,720	162,533
Interest Expense	(5,613)	(13,142)
Gain on Disposal of Fixed Asset	3,318	0
Other Nonoperating Revenues	35,700	42,390
Total Nonoperating Revenues (Expenses)	\$ 29,576,256	\$ 32,892,041
 Income (Loss) Before Other Revenues, Expenses, Gains or Losses	 \$ 3,724,562	 \$ 4,764,074
Capital Grants & Gifts	\$ 1,478,457	\$ 2,034,857
Education Capital Improvement Tax	3,839,730	3,457,977
Transfers to/from Other State Agency	(24,689)	(21,569)
 Increase (Decrease) in Net Assets	 \$ 9,018,060	 \$ 10,235,339
Net Assets - Beginning of Year	\$ 79,554,668	\$ 69,319,329
Net Assets - End of Year	\$ 88,572,728	\$ 79,554,668

The Accompanying Notes are an Integral Part of this Statement

HORRY - GEORGETOWN TECHNICAL COLLEGE
CONWAY, SOUTH CAROLINA

STATEMENTS OF CASH FLOWS
FOR THE YEARS ENDED JUNE 30, 2012 AND JUNE 30, 2011

	2012	2011
CASH FLOWS FROM OPERATING ACTIVITIES		
Tuition and Fees (Net of Scholarship Allowances)	\$ 19,087,093	\$ 17,729,357
Federal, State and Local Grants and Contracts	6,586,542	7,438,510
Auxiliary Enterprise	801,391	467,977
Sales and Services of Education Departments	152,430	161,755
Other Receipts	228,966	160,629
Student Loan Proceeds	33,165,745	30,020,638
Student Loan Disbursements	(33,165,745)	(30,020,638)
Payments to Vendors	(27,586,531)	(30,976,160)
Payments to Employees	(20,804,688)	(20,680,321)
Net Cash Provided (Used) by Operating Activities	\$ (21,534,797)	\$ (25,698,253)
CASH FLOWS FROM NONCAPITAL FINANCING ACTIVITIES		
State Appropriations	\$ 6,811,576	\$ 7,135,123
County Appropriations	4,226,000	3,465,000
State, Local and Federal Grants, Gifts and Contracts - Nonoperating	19,647,493	22,106,381
Other Income - Nonoperating	33,404	42,390
Transfer to Other State Agency	(24,689)	(28,730)
Net Cash Provided (Used) by Noncapital Financing Activities	\$ 30,693,784	\$ 32,720,164
CASH FLOWS FROM CAPITAL AND RELATED FINANCING ACTIVITIES		
Principal Payment on Note	\$ (437,120)	\$ (104,215)
Interest Payment on Note	(4,356)	(10,221)
Capital Grants State and Local	4,511,136	5,602,939
Principal Payment Capital Lease	(9,202)	(8,842)
Interest Payment on Capital Lease	(1,257)	(1,617)
Purchase of Capital Assets	(9,540,650)	(2,939,057)
Net Cash Provided (Used) by Capital and Related Financing Activities	\$ (5,481,449)	\$ 2,538,987
CASH FLOWS FROM INVESTING ACTIVITIES		
Proceeds from Sales and Maturities of Investments	\$ 18,583,137	\$ 12,986,324
Interest on Investments	508,778	192,933
Purchase of Investments	(34,828,305)	(16,778,949)
Net Cash Provided (Used) by Investing Activities	\$ (15,736,390)	\$ (3,599,692)
Net Increase (Decrease) in Cash	\$ (12,058,852)	\$ 5,961,206
Cash - Beginning of Year	25,413,804	19,452,598
Cash - End of Year	\$ 13,354,952	\$ 25,413,804

The Accompanying Notes are an Integral Part of this Statement

HORRY - GEORGETOWN TECHNICAL COLLEGE
CONWAY, SOUTH CAROLINA

STATEMENTS OF CASH FLOWS
FOR THE YEARS ENDED JUNE 30, 2012 AND JUNE 30, 2011

	2012	2011
RECONCILIATION OF NET OPERATING REVENUES (EXPENSES) TO NET CASH PROVIDED (USED) BY OPERATING ACTIVITIES:		
Operating Income (Loss)	\$ (25,851,694)	\$ (28,127,967)
Adjustments to Reconcile Net Income (Loss) to Net Cash Provided (Used) by Operating Activities:		
Depreciation Expense	1,954,081	1,959,736
Change in Assets and Liabilities:		
Operational Receivables, Net	940,124	154,393
Loan Receivable	(592)	4,075
Accrued Payroll and Related Liabilities	337,435	55,069
Deferred Charges and Prepaid Expenses	(20,161)	101,108
Accounts and Retainage Payable	1,440,357	(53,809)
Compensated Absences	93,394	118,759
Deferred Revenue - Operating Activities	(135,630)	(200,032)
Due to Other State Agencies	(440,068)	90,404
Funds Held for Others	147,957	200,011
Net Cash Provided (Used) by Operating Activities	\$ (21,534,797)	\$ (25,698,253)

The Accompanying Notes are an Integral Part of this Statement

Horry - Georgetown Technical College Foundation, Inc.
 Conway, South Carolina
 Component Unit
 Statement of Financial Position
 June 30, 2012

	2012
ASSETS	
Cash	\$ 1,407,803
Contributions Receivable, Net	553,210
Investments	6,891,475
Other Assets	5,525
Total Assets	\$ <u>8,858,013</u>
LIABILITIES	
Accounts Payable and Accrued Expenses	\$ <u>1,906,514</u>
Total Liabilities	\$ <u>1,906,514</u>
NET ASSETS	
Unrestricted	\$ 68,234
Temporarily Restricted	4,558,657
Permanently Restricted	2,324,608
Total Net Assets	\$ <u>6,951,499</u>
Total Liabilities and Net Assets	\$ <u>8,858,013</u>

Horry - Georgetown Technical College Foundation, Inc.
 Conway, South Carolina
 Component Unit
 Statement of Activity for the Year Ended June 30, 2012

	2012
SUPPORT AND REVENUE	
Contributions	\$ 725,451
Investment Income	119,000
Total Support and Revenue	\$ <u>844,451</u>
EXPENSES	
Projects and Programs	\$ 2,125,803
Administrative Expenses	203,639
Total Expenses	\$ <u>2,329,442</u>
Change in Net Assets	\$ (1,484,991)
Net Assets - Beginning of Year	<u>8,436,490</u>
Net Assets - End of Year	\$ <u>6,951,499</u>

The Accompanying Notes are an Integral Part of this Statement

NOTES TO FINANCIAL STATEMENTS

HORRY - GEORGETOWN TECHNICAL COLLEGE
CONWAY, SOUTH CAROLINA
NOTES TO FINANCIAL STATEMENTS
JUNE 30, 2012

NOTE 1 - SUMMARY OF SIGNIFICANT ACCOUNTING POLICIES

Nature of Operations: Horry - Georgetown Technical College (the "College"), a member institution of the South Carolina Technical College System, provides a range of educational programs to meet the needs of the adult population of Horry and Georgetown counties. Included in this range of programs are technical and occupational associate degree, diploma and certificate curricula that are consistent with the needs of employers in the College's service area. As an integral part of this mission, the College provides a program of continuing education designed to satisfy the occupational demands of employers through retraining and upgrading skills of individual employees. The College also provides a variety of developmental education programs, support services and offerings to assist students in meeting their personal and professional educational objectives.

Reporting Entity: The financial reporting entity, as defined by the Governmental Accounting Standards Board ("GASB") consists of the primary government, organizations for which the primary government is financially accountable and other organizations for which the nature and significance of their relationship with the primary government are such that exclusion could cause the financial statements to be misleading or incomplete. Accordingly, the financial statements include the accounts of Horry - Georgetown Technical College, as the primary government, and the accounts of Horry - Georgetown Technical College Foundation, Inc. (the "Foundation"), its component unit. The College is part of the primary government of the State of South Carolina. However, based on the nature and significance of the Foundations's relationship with the State of South Carolina, the Foundation is not a component unit of the State of South Carolina.

The Foundation is a legally separate, tax-exempt component unit of the College. The Foundation acts primarily as a fund-raising organization to supplement the resources that are available to the College in support of its programs. The 32 member board of the Foundation is self-perpetuating and consists of friends of the College. Although the College does not control the timing or amount of receipts from the Foundation, the majority of resources, or income thereon, that the Foundation holds and invests are restricted to the activities of the College by the donors. Because these restricted resources held by the Foundation can only be used by, or for the benefit of, the College, the Foundation is considered a component unit of the College. The Foundation is reported in separate financial statements because of the difference in its reporting model, as further described below.

The Foundation is a private not-for-profit organization that reports its financial results under Financial Accounting Standard Board ("FASB") Statements. Most significant to the Foundation's operations and reporting model are FASB Statement No. 116, *Accounting for Contributions Received and Contributions Made*, and FASB Statement No. 117, *Financial Reporting for Not-for-Profit Organizations*. As such, certain revenue recognition criteria and presentation features are different from GASB revenue recognition criteria and presentation features. No modifications have been made to the Foundation's financial information in the College's financial reporting entity for these differences. However, significant note disclosures to the Foundation's financial statements have been incorporated into the College's notes to the financial statements.

Financial Statements of the Foundation can be obtained by calling the Foundation at (843) 477-2116.

Financial Statements: The financial statement presentation for the College meets the requirements of Governmental Accounting Standards Board ("GASB") Statement No. 34, *Basic Financial Statements and Management's Discussion and Analysis for State and Local Governments*, and GASB Statement No. 35, *Basic Financial Statements and Management's Discussion and Analysis for Public Colleges and Universities*. The financial statement presentation provides a comprehensive, entity-wide perspective of the College's net assets, revenues, expenses and changes in net assets and cash flows that replaces the fund-group perspective previously required.

HORRY - GEORGETOWN TECHNICAL COLLEGE
CONWAY, SOUTH CAROLINA
NOTES TO FINANCIAL STATEMENTS
JUNE 30, 2012

NOTE 1 - SUMMARY OF SIGNIFICANT ACCOUNTING POLICIES (continued)

Basis of Accounting: For financial reporting purposes, the College is considered a special purpose government engaged only in business-type activities. Accordingly, the College's financial statements have been presented using the economic resources measurement focus and the accrual basis of accounting. Under the accrual basis, revenues are recognized when earned, and expenses are recorded when an obligation has been incurred. Student tuition and auxiliary enterprise fees are presented net of scholarships and fellowships applied to student accounts, while stipends and other payments made directly are presented as scholarship expenses. All significant intra-institutional transactions have been eliminated. Private-sector standards of accounting and financial reporting issued prior to December 1, 1989, generally are followed to the extent that those standards do not conflict with or contradict guidance of the Governmental Accounting Standards Board. Although the College has the option of applying subsequent private-sector guidance issued after that date, the College has chosen not to do so.

Cash and Cash Equivalents: For purposes of the statement of cash flows, the College considers all highly liquid investments with an original maturity of three months or less to be cash equivalents. Funds invested through the State of South Carolina State Treasurer's Office are considered cash equivalents.

Investments: Deposits and investments for the College are governed by the South Carolina Code of Laws, Title 6, Chapter 5, "Investments of Funds by Political Subdivisions". The College has implemented GASB Statement No. 40, *Deposits and Investment Risk Disclosures - an amendment to GASB Statement No. 3*. This statement requires disclosures related to deposit risks, such as custodial credit risk, and investment risks, such as credit risk (including custodial credit risk and concentrations of credit risks) and interest rate risk. The College accounts for its investments at fair value in accordance with GASB Statement No. 31, *Accounting and Financial Reporting for Certain Investments and for External Investment Pools*. Changes in unrealized gain (loss) on the carrying value of investments are reported as a component of investment income in the statement of revenues, expenses and changes in net assets.

Accounts Receivable: Accounts receivable consists of tuition and fee charges to students and auxiliary enterprise services provided to students, faculty and staff. Accounts receivable also include amounts due from the Federal government, State and local governments, or private sources, in connection with reimbursement of allowable expenditures made pursuant to the College's grants and contracts. Accounts receivable are recorded net of estimated uncollectible amounts.

Capital Assets: Capital assets are recorded at cost at the date of acquisition or fair market value at the date of donation in the case of gifts. The College follows capitalization guidelines established by the State of South Carolina. All land is capitalized, regardless of cost. Qualifying improvements that rest in or on the land itself are recorded as depreciable land improvements. Major additions and renovations and other improvements that add to the usable space, prepare existing buildings for new uses, or extend the useful life of an existing building are capitalized. The College capitalizes movable personal property with a unit value in excess of \$5,000 and a useful life in excess of two years and depreciable land improvements, buildings and improvements, and intangible assets costing in excess of \$100,000. Routine repairs and maintenance and library materials, except individual items costing in excess of \$5,000, are charged to operating expenses in the year in which the expense was incurred.

Depreciation is computed using the straight-line method over the estimated useful lives of the assets, generally 15 to 50 years for buildings and improvements and land improvements and 2 to 25 years for machinery, equipment, and vehicles. A full year of depreciation is taken the year the asset is placed in service and no depreciation is taken in the year of disposition.

Deferred Revenues and Deposits: Deferred revenues include amounts received for tuition and fees and certain auxiliary activities prior to the end of the fiscal year but related to the subsequent accounting period. Deferred revenues also include amounts received from grant and contract sponsors that have not yet been earned.

HORRY - GEORGETOWN TECHNICAL COLLEGE
CONWAY, SOUTH CAROLINA
NOTES TO FINANCIAL STATEMENTS
JUNE 30, 2012

NOTE 1 - SUMMARY OF SIGNIFICANT ACCOUNTING POLICIES (continued)

Deposits represent student fee refunds, and other miscellaneous deposits. Student deposits are recognized as revenue during the semester for which the fee is applicable and earned when the deposit is nonrefundable to the student under the forfeit terms of the agreement.

Compensated Absences: Employee vacation pay expense is accrued at year-end for financial statement purposes. The liability and expense incurred are recorded at year-end as a component of current and long-term liabilities in the statement of net assets and as a component of salary and benefit expenses in the statement of revenues, expenses, and changes in net assets.

Net Assets: The College's net assets are classified as follows:

Invested in capital assets, net of related debt: This represents the College's total investment in capital assets, net of outstanding debt obligations related to those capital assets. To the extent debt has been incurred but not yet expended for capital assets, such amounts are not included as a component of invested in capital assets, net of related debt.

Restricted net assets - expendable: Restricted expendable net assets include resources in which the College is legally or contractually obligated to spend resources in accordance with restrictions imposed by external third parties.

Restricted net assets - nonexpendable: Nonexpendable restricted net assets consist of endowment and similar type funds in which donors or other outside sources have stipulated, as a condition of the gift instrument, that the principal is to be maintained inviolate and in perpetuity, and invested for the purpose of producing present and future income, which may either be expended or added to principal.

Unrestricted net assets: Unrestricted net assets represent resources derived from student tuition and fees, appropriations, and sales and services of educational departments and auxiliary enterprises. These resources are used for transactions relating to the educational and general operations of the College, and may be used at the discretion of the governing board to meet current expenses for any purpose. These resources also include auxiliary enterprises, which are substantially self-supporting activities that provide services for students, faculty and staff.

The College policy for applying expenses that can use both restricted and unrestricted resources is to first apply the expense to restricted resources and then to unrestricted resources.

Nonexchange Transactions: Nonexchange transactions involving financial or capital resources are transactions in which the college either gives value to another party without directly receiving equal value in exchange or receives value from another party without directly giving equal value in exchange. The types of nonexchange transactions the college engages in include "Voluntary nonexchange transactions" (certain grants and donations), and "Imposed nonexchange revenue" (fines and penalties), and "Government-mandated nonexchange transactions."

Voluntary nonexchange transactions usually involve eligibility requirements that must be met before transactions are recognized. The eligibility requirements can include one or more of the following:

- a. The recipient has the characteristics specified by the provider.
- b. Time requirements specified by the provider have been met.
- c. The provider offers resources on a reimbursement basis and allowable costs have been incurred under the applicable program.
- d. The provider's offer of resources is contingent upon a specified action of the recipient and that action occurred.

HORRY - GEORGETOWN TECHNICAL COLLEGE
CONWAY, SOUTH CAROLINA
NOTES TO FINANCIAL STATEMENTS
JUNE 30, 2012

NOTE 1 - SUMMARY OF SIGNIFICANT ACCOUNTING POLICIES (continued)

Resources transmitted before the eligibility requirements are met are reported as advances by the provider and as deferred revenues by recipients.

Assets from imposed nonexchange revenues are recognized when an enforceable legal claim to the assets arise or when the resources are received.

Capitalized Interest: The College capitalizes as a component of construction in progress interest cost in excess of earnings on debt associated with capital projects. Therefore, capital asset values do include such interest costs. During the fiscal years ending June 30, 2012 and June 30, 2011, no interest costs were capitalized.

Income Taxes: The College is exempt from income taxes under the Internal Revenue Code.

Classification of Revenues: The College has classified its revenues as either operating or nonoperating revenues according to the following criteria:

Operating revenues: Operating revenues generally result from exchange transactions to provide goods or services related to the College's principal ongoing operations. These revenues include (1) student tuition and fees received in exchange for providing educational services and other related services to students; (2) receipts for scholarships where the provider has identified the student recipients; (3) fees received from organizations and individuals in exchange for miscellaneous goods and services provided by the College; and (4) grants and contracts that are essentially the same as contracts for services that finance programs the College would not otherwise undertake.

Nonoperating revenues: Nonoperating revenues include activities that have the characteristics of nonexchange transactions. These revenues include gifts and contributions, appropriations, investment income, and any grants and contracts that are not classified as operating revenue or restricted by the grantor to be used exclusively for capital purposes.

Sales and Services of Educational and Other Activities: Revenues from sales and services of educational and other activities generally consist of amounts received from instructional, research, and public service activities that incidentally create goods and services which may be sold to students, faculty, staff, and the general public. The College receives such revenues primarily from the following programs: dental hygiene, massage therapy, food service and Culinary Arts programs.

Auxiliary Enterprises and Internal Service Activities: Auxiliary enterprise revenues primarily represent revenues generated by bookstore commissions and cafeteria and vending services. Revenues of internal service and auxiliary enterprise activities and the related expenditures of college departments have been eliminated.

Restricted Cash: The College has funds which were donated by private citizens to be used as short-term loans for students having financial difficulties. The loans are short-term and payable within 90 days. The restricted cash amount equals funds available at June 30, 2012 for such loans.

Component Unit: The Foundation maintains its accounts in accordance with the principles and practices of fund accounting. Fund Accounting is the procedure by which resources for various purposes are classified for accounting purposes in accordance with activities or objectives specified by donors. Accordingly, net assets and changes therein are classified as follows:

HORRY - GEORGETOWN TECHNICAL COLLEGE
 CONWAY, SOUTH CAROLINA
 NOTES TO FINANCIAL STATEMENTS
 JUNE 30, 2012

NOTE 1 - SUMMARY OF SIGNIFICANT ACCOUNTING POLICIES (continued)

Permanently Restricted Net Assets: Permanently Restricted Net Assets are subject to donor-imposed stipulations that require them to be maintained permanently by the Foundation. Generally, the donors of these assets permit the Foundation to use all or part of the income earned on related investments for general or specific purposes.

Temporarily Restricted Net Assets: Temporarily Restricted Net Assets are subject to donor-imposed stipulations that will be met by actions of the Foundation and/or passage of time.

Unrestricted Net Assets: Unrestricted Net Assets are not subject to donor-imposed stipulations that will be met by actions of the Foundation and/or passage of time.

Revenues are reported as increases in unrestricted net assets classification unless use of the related assets is limited by donor-imposed restrictions. Contributions, including unconditional promises to give, are recognized as revenue in the period received. Conditional promises to give are not recognized as revenue until the conditions on which they depend are substantially met. Contributions for in-kind gifts from outside sources are not recorded in the Foundation's financial records, but are accounted for and acknowledged separately.

Expenses are reported as decreases in unrestricted net assets as appropriate. Gains and losses on investments and other assets or liabilities are reported as increases or decreases in unrestricted net assets unless their use is restricted by explicit donor stipulation or by law.

Investments are reported at fair value based upon quoted market prices.

NOTE 2 - DEPOSITS AND INVESTMENTS

The following schedule reconciles deposits, investments, and petty cash funds to the Statement of Net Assets amounts:

Primary Government

Statement of Net Assets	<u>2012</u>	<u>2011</u>
Cash and Cash Equivalents (Current)	\$ 13,229,000	\$ 25,278,885
Cash and Cash Equivalents (Restricted for Loans)	125,952	134,919
Short-Term Investments	7,626,514	4,907,075
Investments (Noncurrent)	<u>15,859,200</u>	<u>3,956,010</u>
Total Cash and Investments (On the Statement of Net Assets)	<u>\$ 36,840,666</u>	<u>\$ 34,276,889</u>
Disclosure of Deposits and Investments	<u>2012</u>	<u>2011</u>
Carrying Value of Deposits and Investments:		
Cash in Banks	\$ 11,572,764	\$ 5,428,205
Investments, Reported Amount	<u>25,262,902</u>	<u>28,843,684</u>
Total Deposits and Investments	<u>\$ 36,835,666</u>	<u>\$ 34,271,889</u>
Cash on Hand	<u>5,000</u>	<u>5,000</u>
Total Cash, Deposits, and Investments	<u>\$ 36,840,666</u>	<u>\$ 34,276,889</u>

HORRY - GEORGETOWN TECHNICAL COLLEGE
 CONWAY, SOUTH CAROLINA
 NOTES TO FINANCIAL STATEMENTS
 JUNE 30, 2012

NOTE 2 - DEPOSITS AND INVESTMENTS (continued)

Discretely Presented Component Unit

Horry - Georgetown Technical College Foundation

Statement of Net Assets		<u>2012</u>
Cash and Cash Equivalents	\$	1,407,803
Investments		<u>6,891,475</u>
Total Cash and Investments	\$	<u><u>8,299,278</u></u>
Disclosure of Deposits and Investments		<u>2012</u>
Carrying Value of Deposits and Investments:		
Cash in Banks	\$	1,407,803
Investments, Reported Amount		<u>6,891,475</u>
Total Deposits and Investments	\$	<u><u>8,299,278</u></u>

DEPOSITS

State law requires that a bank or savings and loan association receiving State funds must secure the deposits by deposit insurance, surety bonds, collateral securities, or letters of credit to protect the State against any loss.

Custodial Credit Risk

Custodial credit risk for deposits is the risk that, in the event of the failure of a depository financial institution, the College will not be able to recover deposits or will not be able to recover collateral securities that are in possession of an outside party.

The College's bank balances on deposit were \$12,967,942 at June 30, 2012. Of these, \$2,049,273 were exposed to custodial credit risk as uninsured; however, were collateralized with securities held by the pledging institution in the College's name. The carrying value of these deposits was \$11,572,764. Restricted cash includes \$125,952 held for student loans. The cash balance at brokerage firms are insured up to \$250,000 by the Securities Investor Protection Corporation (SIPC) with additional insurance provided by the brokerage firm through an excess SIPC policy.

Deposits - Discretely Presented Component Unit

Cash and cash equivalents consist of amounts on deposit, including interest-bearing deposits. The balances on deposit were insured up to \$250,000 by the Federal Deposit Insurance Corporation (FDIC). There were no uninsured balances at financial institutions as of June 30, 2012. The balances at the brokerage firm are insured up to \$250,000 by the Securities Investor Protection Corporation (SIPC) with additional insurance provided by the brokerage firm through an excess SIPC policy. There were no uninsured investments at June 30, 2012.

INVESTMENTS

The College is authorized, by the South Carolina Code of Laws, Title 6, Chapter 5, to invest in obligations of the United States and its agencies, obligations of the State of South Carolina and its political subdivisions, collateralized or federally insured certificates of deposit, and collateralized repurchase agreements.

HORRY - GEORGETOWN TECHNICAL COLLEGE
 CONWAY, SOUTH CAROLINA
 NOTES TO FINANCIAL STATEMENTS
 JUNE 30, 2012

NOTE 2 - DEPOSITS AND INVESTMENTS (continued)

The College's investments at June 30, 2012, that are not with the State Treasurer's Office are presented below. All investments are presented by investment type and by maturity.

Horry - Georgetown Technical College Investments

Investment Type	Fair Value	Less than 1	1 - 5	6 - 10	More than 10
Repurchase Agreements	\$ 10,009,388	\$ 10,009,388	\$ 0	\$ 0	\$ 0
Money Market Mutual Funds	2,165,502	2,165,502	0	0	0
FHLB Bonds	1,320,493	224,504	0	397,002	698,987
Federal Farm Credit Bonds/Notes	2,688,209	0	121,196	1,161,586	1,405,427
Federal Home Loan Mortgage	1,776,973	0	228,382	828,970	719,621
Federal National Mortgage Association Notes	2,618,532	225,216	1,016,760	372,218	1,004,338
U.S. Treasury Bonds/Notes	2,659,977	0	1,287,606	1,025,214	347,157
Municipal Bonds	2,023,828	495,510	0	826,598	701,720
Total Investment	\$ 25,262,902	\$ 13,120,120	\$ 2,653,944	\$ 4,611,588	\$ 4,877,250

Discretely Presented Component Unit

Horry - Georgetown Technical College Foundation

Investment Type	Fair Value Amount
Debt Securities:	
Corporate Bonds	\$ 821,827
Mutual and Money Market Funds	2,587,232
U.S. Government Agencies	86,936
Common Stocks	2,154,578
Other Investments	1,240,902
TOTAL INVESTMENTS	\$ 6,891,475

Custodial Credit Risk

Custodial credit risk for investments is the risk that, in the event of a failure of the counter-party to a transaction, the College will not be able to recover the value of investments or collateral securities that are in the possession of an outside

HORRY - GEORGETOWN TECHNICAL COLLEGE
 CONWAY, SOUTH CAROLINA
 NOTES TO FINANCIAL STATEMENTS
 JUNE 30, 2012

NOTE 2 - DEPOSITS AND INVESTMENTS (continued)

party. The College does not have a formal investment policy that addresses custodial credit risk. Of the College's \$10,009,388 investment in repurchase agreements, \$10,009,388 of the underlying securities are held by the investments counter-party in the College's Name.

Interest Rate Risk

Interest Rate Risk is the risk that changes in interest rates of debt investments will adversely affect the fair value of an investment.

The College does not have a formal investment policy that limits maturities as a means of managing its exposure to fair value losses arising from increasing interest rates.

Credit Risk

Credit risk is the risk that an issuer or other counterparty to an investment will not fulfill its obligations. The College does not have an investment policy regarding credit risk.

The College's rated debt investments as of June 30, 2012, were rated by Standard & Poor's and are listed below using the Standard & Poor's rating scale.

Horry - Georgetown Technical College Rated Debt Investments

<u>Rated Debt Investments</u>	<u>Fair Value</u>	<u>AAA</u>	<u>AA1</u>	<u>AA2</u>	<u>Unrated</u>
Repurchase Agreements	\$ 10,009,388	\$	\$	\$	\$ 10,009,388
Money Market Mutual Fund	2,165,502				2,165,502
FHLB Bonds	1,320,493	1,320,493			
Federal Farm Credit Bonds/Notes	2,688,209	2,688,209			
Federal Home Loan Mortgages	1,776,973	1,776,973			
Federal National Mortgage Association Notes	2,618,532	2,618,532			
US Treasury Bonds/Notes	2,659,977	2,659,977			
Municipal Bonds	2,023,828		907,600	1,116,228	
Total Investment	\$ 25,262,902	\$ 11,064,184	\$ 907,600	\$ 1,116,228	\$ 12,174,890

HORRY - GEORGETOWN TECHNICAL COLLEGE
 CONWAY, SOUTH CAROLINA
 NOTES TO FINANCIAL STATEMENTS
 JUNE 30, 2012

NOTE 2 - DEPOSITS AND INVESTMENTS (continued)

Concentration of Credit Risk

Concentration of credit risk is the risk of loss attributed to the magnitude of a governments investment in a single issuer. The College places no limits on the amount the College may invest in any one issuer.

The College had Debt Securities at June 30, 2012 totaling 52 percent of its investments. The following Debt Type Investments represented 5 percent or more of total investments:

<u>Debt Type Investments</u>	<u>Percentage</u>
FHLB Bonds	5%
Federal Farm Credit Bonds	11%
Federal Home Loan Mortgages	7%
Federal National Mortgage Association	10%
US Treasury Bonds/Notes	11%
Municipal Bonds	<u>8%</u>
Total Investments	<u>52%</u>

The Discretely Presented Component Unit - Horry - Georgetown Technical College Foundation adopted a formal investment policy on June 17, 2007, addressing custodial credit risk, foreign currency risk, credit risk, interest rate risk, or concentration of credit risk.

NOTE 3 - ACCOUNTS RECEIVABLE

Accounts receivable as of June 30, 2012 and June 30, 2011, including applicable allowances, are summarized as follows:

	<u>2012</u>	<u>2011</u>
Local Appropriations	\$ 0	\$ 415,000
Student Accounts	2,858,934	2,939,389
Federal Grants and Contracts	1,776,224	922,030
State Grants and Contracts	1,573,302	3,000,193
Local Grants and Contracts	<u>2,324,572</u>	<u>1,477,872</u>
	8,533,032	8,754,484
Less Allowance for Doubtful Accounts - Students	<u>(194,140)</u>	<u>(247,696)</u>
 Net Accounts Receivable	 \$ <u>8,338,892</u>	 \$ <u>8,506,788</u>

Allowances for losses for student accounts receivable are established based upon actual losses experienced in prior years and evaluations of the current account portfolio. At June 30, 2012, the allowance for uncollectible student accounts is valued at \$194,140 and the allowance for uncollectible student accounts at June 30, 2011 was \$247,696.

HORRY - GEORGETOWN TECHNICAL COLLEGE
CONWAY, SOUTH CAROLINA
NOTES TO FINANCIAL STATEMENTS
JUNE 30, 2012

NOTE 4 - LOANS RECEIVABLE

The College has been gifted funds that are restricted for the purpose of being loans to students that have emergency situations. The loans are short-term loans that are repaid normally within 90 days.

NOTE 5 - CONTRIBUTIONS RECEIVABLE

The composition of Discretely Presented Component Unit contributions receivable at June 30, 2012 is summarized as follows:

Contributions Receivable:	
Temporarily Restricted	\$ <u>714,200</u>
Total Contributions Receivable	\$ 714,200
Less:	
Unamortized discount to present value	<u>(160,990)</u>
Net Contributions Receivable	\$ <u><u>553,210</u></u>
Amounts due in:	
Less than one	\$ 69,600
One to five years	182,050
Five to ten years	<u>301,560</u>
Total	\$ <u><u>553,210</u></u>

The discount rate used to determine the fair value of contributions receivable was five percent for the fiscal year ended June 30, 2012.

HORRY - GEORGETOWN TECHNICAL COLLEGE
CONWAY, SOUTH CAROLINA
NOTES TO FINANCIAL STATEMENTS
JUNE 30, 2012

NOTE 6 - CAPITAL ASSETS

PRIMARY GOVERNMENT

	Beginning Balance July 1, 2011	Increases	Decreases	Ending Balance June 30, 2012
Capital assets not being depreciated:				
Land	\$ 4,840,104	\$ 0	\$ 0	\$ 4,840,104
Construction in progress	<u>2,704,231</u>	<u>3,910,261</u>	<u>2,306,814</u>	<u>4,307,678</u>
 Total capital assets not being depreciated	 <u>\$ 7,544,335</u>	 <u>\$ 3,910,261</u>	 <u>\$ 2,306,814</u>	 <u>\$ 9,147,782</u>
Other capital assets:				
Buildings and improvements	\$ 48,899,445	\$ 6,760,088	\$ 0	\$ 55,659,533
Machinery, equipment, and other	5,072,854	788,678	49,463	5,812,069
Vehicles	342,666	64,747	19,948	387,465
Depreciable land improvements	<u>1,792,951</u>	<u>323,690</u>	<u>0</u>	<u>2,116,641</u>
 Total other capital assets at historical cost	 <u>\$ 56,107,916</u>	 <u>\$ 7,937,203</u>	 <u>\$ 69,411</u>	 <u>\$ 63,975,708</u>
Less accumulated depreciation for:				
Buildings and improvements	\$ (14,062,925)	\$ (1,270,537)	\$ 0	\$ (15,333,462)
Machinery, equipment, and other	(4,101,197)	(558,331)	52,781	(4,606,747)
Vehicles	(285,429)	(18,981)	19,948	(284,462)
Depreciable land improvements	<u>(1,545,578)</u>	<u>(106,232)</u>	<u>0</u>	<u>(1,651,810)</u>
 Total accumulated depreciation	 <u>\$ (19,995,129)</u>	 <u>\$ (1,954,081)</u>	 <u>\$ 72,729</u>	 <u>\$ (21,876,481)</u>
 Other capital assets, net	 <u>\$ 36,112,787</u>	 <u>\$ 5,983,122</u>	 <u>\$ (3,318)</u>	 <u>\$ 42,099,227</u>
 Capital assets, net	 <u>\$ 43,657,122</u>	 <u>\$ 9,893,383</u>	 <u>\$ 2,303,496</u>	 <u>\$ 51,247,009</u>
 State inventory listing movable equipment				\$ 6,124,100
Total equipment per books				6,199,534
Reconciled difference				<u>\$ (75,434)</u>
 Renovations booked as assets				\$ (48,935)
Pending Cost Reduction				(20,564)
Pending Equipment Additions				144,933
Total Reconciling Items				<u>\$ 75,434</u>

In prior years, the financial statements of the Foundation reflected property and equipment which it purchased for the benefit and use of Horry - Georgetown Technical College. Property and equipment purchased by the Foundation consist of office equipment, which is immaterial to the financial statements of the Foundation and therefore, has been expensed.

HORRY - GEORGETOWN TECHNICAL COLLEGE
CONWAY, SOUTH CAROLINA
NOTES TO FINANCIAL STATEMENTS
JUNE 30, 2012

NOTE 7 - PENSION PLANS

The Retirement Division of the State Budget and Control Board maintains four independent defined benefit plans and issues its own publicly available Comprehensive Annual Financial Report (CAFR) which includes financial statements and required supplementary information. A copy of the separately issued CAFR may be obtained by writing to Financial Services, South Carolina Retirement Systems, P.O. Box 11960, Columbia, South Carolina 29211. Furthermore, the Division and the four pension plans are included in the CAFR of the State of South Carolina.

Article X, Section 16, of the South Carolina Constitution requires that all State-operated retirement systems be funded on a sound actuarial basis. Title 9 of the South Carolina Code of Laws of 1976, as amended, prescribes requirements relating to membership, benefits, and employee/employer contributions for each pension plan. Employee and employer contribution rates for the South Carolina Retirement System and the Police Officers Retirement System are actuarially determined. Annual benefits, payable monthly for life, are based on length of service and on average final compensation.

South Carolina Retirement System

The majority of employees of the College are covered by a retirement plan through the South Carolina Retirement System (SCRS), a cost-sharing multiple-employer defined benefit pension plan administered by the Retirement Division, a public employee retirement system. Generally all State employees are required to participate in and contribute to the SCRS as a condition of employment unless exempted by law as provided in Section 9-1-480 of the South Carolina Code of Laws. This plan provides retirement annuity benefits as well as disability, cost of living adjustment, death, and group-life insurance benefits to eligible employees and retirees.

On July 1, 2006, the required employee contribution increased to 6.50 percent. Effective July 1, 2011, the employer contribution rate became 13.685 percent which included a 4.30 percent surcharge to fund retiree health and dental insurance coverage. The College's actual contributions to the SCRS for the three most recent fiscal years ending June 30, 2012, 2011, and 2010, were \$1,421,856, \$1,360,962 and \$1,312,591, respectively, and equaled the required contributions (excluding the surcharge) for each year. Also, the College paid employer group-life insurance contributions of \$22,725 in the current fiscal year at the rate of .36 percent of compensation.

Police Officers Retirement System

The South Carolina Police Officers Retirement System (PORS) is a cost-sharing multiple-employer defined benefit public employee retirement plan administered by the Retirement Division. Generally all full-time employees whose principal duties are the preservation of public order or the protection or prevention and control of property destruction by fire are required to participate in and contribute to the System as a condition of employment. This plan provides annuity benefits as well as disability and group-life insurance benefits to eligible employees and retirees. In addition, participating employers in the PORS contribute to the accidental death fund which provides annuity benefits to beneficiaries of police officers and firemen killed in the actual performance of their duties. These benefits are independent of any other retirement benefits available to the beneficiary.

Employees participating in the PORS are required to contribute 6.50 percent of all compensation. Effective July 1, 2011, the employer contribution rate became 15.663 percent which, as for the SCRS, included the 4.30 percent surcharge. The College's actual contributions to the PORS for the years ending June 30, 2012, 2011, and 2010, were \$10,298, \$16,442, and \$14,116, respectively, and equaled the required contributions of 11.363 percent (excluding the surcharge) for each year. Also, the College paid employer group-life insurance contributions of \$181 and accidental death insurance contributions of \$181 in the current fiscal year for PORS participants. The rate for each of these insurance benefits is .20 percent of compensation.

HORRY - GEORGETOWN TECHNICAL COLLEGE
CONWAY, SOUTH CAROLINA
NOTES TO FINANCIAL STATEMENTS
JUNE 30, 2012

NOTE 7 - PENSION PLANS (continued)

Optional Retirement Program

The State Optional Retirement Program (State ORP) was first established as the Optional Retirement Program for Higher Education in 1987. In its current form, the State ORP is an alternative to the defined benefit SCRS plan offered to certain state, public school and higher education employees of the State. The State ORP, which is administered by the South Carolina Retirement Systems, is a defined contribution plan. State ORP participants direct the investment of their funds into a plan administered by investment providers. The State assumes no liability for State ORP benefits. Rather, the benefits are the liability of the investment providers and are governed by the terms of the contracts issued by them.

ORP participation is limited to faculty and administrative staff of the State's higher education institutions who meet all eligibility requirements for membership in the SCRS. To elect participation in the ORP, eligible employees must irrevocably waive SCRS membership within their first ninety days of employment.

Under State law, contributions to the ORP are required at the same rates as for the SCRS, 9.385 percent plus the retiree surcharge of 4.30 percent from the employer in fiscal year 2012. A direct remittance is required from the employers to the investment provider for the employee contribution (6.50 percent) and a portion of the employer contribution (5 percent). Also, a direct remittance is required to the SCRS for a portion of the employer contribution (4.385 percent), which must be retained by SCRS.

Employees are eligible for group-life insurance benefits while participating in the State ORP. However, employees who participate in the State ORP are not eligible for post retirement group-life insurance benefits. For the fiscal year, total contribution requirements to the ORP were \$275,308 (excluding the surcharge) from the College as employer and \$190,677 from its employees as plan members. In addition, the College paid \$4,400 for group-life insurance coverage for these employees.

All amounts were remitted to the Retirement Division of the State Budget and Control Board for distribution to the respective annuity policy providers. The obligation for payment of benefits resides with the insurance companies.

Deferred Compensation Plans

Several optional deferred compensation plans are available to State employees and employers of its political subdivisions. Certain employees of the College have elected to participate. The multiple-employer plans, created under Internal Revenue Code Sections 457, 401(k), and 403(b), are administered by third parties and are not included in the Comprehensive Annual Financial Report of the State of South Carolina. Compensation deferred under the plans is placed in trust for the contributing employee. The State has no liability for losses under the plans. Employees may withdraw the current value of their contributions when they terminate State employment. Employees may also withdraw contributions prior to termination if they meet requirements specified by the applicable plan.

Teacher and Employee Retention Incentive

Effective January 1, 2001, Section 9-1-2210 of the South Carolina Code of Laws allows employees eligible for service retirement to participate in the Teacher and Employee Retention Incentive (TERI) Program. TERI participants may retire and begin accumulating retirement benefits on a deferred basis without terminating employment for up to five years. Upon termination of employment or at the end of the TERI period, whichever is earlier, participants will begin receiving monthly service retirement benefits which will include any cost of living adjustments granted during the TERI period. Because participants are considered retired during the TERI period, they do not make SCRS contributions, they do not earn service credit, and they are ineligible to receive group life insurance benefits or disability retirement benefits. Effective July 1, 2005, employees who choose to participate in the TERI Program will be required to make SCRS contributions. Due to the South Carolina Supreme Court decision in *Layman et al v. South Carolina Retirement System and the State of South Carolina*, employees who chose to participate in the TERI Program, prior to July 1, 2005 will not be required to make SCRS contributions.

HORRY - GEORGETOWN TECHNICAL COLLEGE
CONWAY, SOUTH CAROLINA
NOTES TO FINANCIAL STATEMENTS
JUNE 30, 2012

NOTE 8 - POSTEMPLOYMENT BENEFITS OTHER THAN PENSIONS

Plan Description

In accordance with the South Carolina Code of Laws and the annual Appropriations Act, the State provides post-employment health and dental and long-term disability benefits to retired State and school district employees and their covered dependents. Horry-Georgetown Technical College contributes to the Retiree Medical Plan (RMP) and the Long-term Disability Plan (LTDP), cost-sharing multiple-employer defined benefit postemployment healthcare and long-term disability plans administered by the Employee Insurance Program (EIP), a part of the State Budget and Control Board (SBCB). Generally, retirees are eligible for the health and dental benefits if they have established at least ten years of retirement service credit. For new hires May 2, 2008 and after, retirees are eligible for benefits if they have established twenty-five years of service for 100% employer funding and fifteen through twenty-four years of service for 50% employer funding. Benefits become effective when the former employee retires under a State retirement system. Basic long-term disability (BLTD) benefits are provided to active state, public school district and participating local government employees approved for disability.

Funding Policies

Section 1-11-710 and 1-11-720 of the South Carolina Code of Laws of 1976, as amended, requires these postemployment healthcare and long-term disability benefits be funded through annual appropriations by the General Assembly for active employees to the EIP and participating retirees to the SBCB except the portion funded through the pension surcharge and provided from other applicable sources of the EIP for its active employees who are not funded by State General Fund appropriations. Employers participating in the RMP are mandated by State statute to contribute at a rate assessed each year by the Office of the State Budget, 4.30% and 3.90% of annual covered payroll for 2012 and 2011, respectively. The EIP sets the employer contribution rate based on a pay-as-you-go basis. Horry-Georgetown Technical College paid approximately \$781,500 and \$690,771 applicable to the surcharge included with the employer contribution for retirement benefits for the fiscal years ended June 30, 2012 and 2011, respectively. BLTD benefits are funded through a per person premium charged to State agencies, public school districts, and other participating local governments. The monthly premium per active employee paid to EIP was \$3.50 for the fiscal years ended June 30, 2012 and 2011.

Effective May 1, 2008 the State established two trust funds through Act 195 for the purpose of funding and accounting for the employer costs of retiree health and dental insurance benefits and long-term disability insurance benefits. The South Carolina Retiree Health Insurance Trust Fund is primarily funded through the payroll surcharge. Other sources of funding include additional State appropriated dollars, accumulated EIP reserves, and income generated from investments. The Long Term Disability Insurance Trust Fund is primarily funded through investment income and employer contribution.

One may obtain complete financial statements for the benefit plans and the trust funds from Employee Insurance Program, 1201 Main Street, Suite 360, Columbia, SC 29201.

NOTE 9 - CONTINGENCIES, LITIGATION, AND PROJECT COMMITMENTS

The College is party to various lawsuits arising out of the normal conduct of its operations. In the opinion of College management, there are no material claims or lawsuits against the College that are not covered by insurance or whose settlement would materially affect the College's financial position.

The College participates in certain Federal grant programs. These programs are subject to financial and compliance audits by the grantor or its representative. Such audits could lead to requests for reimbursements to the grantor agency for expenditures disallowed under terms of the grant. Management believes disallowances, if any, will not be material.

HORRY - GEORGETOWN TECHNICAL COLLEGE
 CONWAY, SOUTH CAROLINA
 NOTES TO FINANCIAL STATEMENTS
 JUNE 30, 2012

NOTE 9 - CONTINGENCIES, LITIGATION, AND PROJECT COMMITMENTS (continued)

As of June 30, 2012 the outstanding project commitments were as follows:

Project	Expenditures To Date	Estimated Total Project	Estimated Completion Date
Conway Infrastructure	\$ 1,696,872	\$ 4,476,160	Fall 2012
Renovations Building 300-Conway	2,610,806	12,500,000	Spring 2013
	<u>\$ 4,307,678</u>	<u>\$ 16,976,160</u>	

Like any entity, the College may be subject to various litigation in the normal course of business. The College is involved in one such case, however the outcome of that case is yet to be determined. Although management believes this case will be resolved with no liability to the College, the institution maintains appropriate insurance coverage to offset any significant financial losses associated with legal liabilities.

Other than matters disclosed above, the College management are aware of no other contingencies, litigations or other financial or legal commitments.

NOTE 10 - LEASE OBLIGATIONS

Contingent Rentals

Contingent rentals are defined, for purposes of this audit report, as rental agreements that can be cancelled by the College at any point with no further financial obligation. The College currently has two types of contingent rentals specifically covering five automobiles and office copiers. Details of those contingent rentals are as follows:

<u>Rental Agreement</u>	<u>Year</u>	<u>Expended for Contingent Rentals</u>
Automobiles	2012	\$ 24,441
	2011	\$ 27,593
Copiers	2012	\$ 89,439
	2011	\$ 117,606

Operating Leases

The College has two operating leases as of June 30, 2012. The operating leases payments for equipment rental and facility rent made for 2012 and 2011 were as follows:

<u>Rental Agreement</u>	<u>Year</u>	<u>Expended for Operating Leases</u>
Mobile Building	2012	\$ 367
	2011	\$ 4,508
Equipment	2012	\$ 34,843
	2011	\$ 27,318

Future operating lease payments are as follows:

<u>Rental Agreement</u>	<u>Year</u>	<u>Future Operating Lease Payments</u>
Equipment	2013	\$ 45,357
	2014	\$ 21,617
	2015	\$ 21,617
	2016	\$ 6,412

HORRY - GEORGETOWN TECHNICAL COLLEGE
CONWAY, SOUTH CAROLINA
NOTES TO FINANCIAL STATEMENTS
JUNE 30, 2012

NOTE 11 - RELATED PARTIES

Certain separately chartered legal entities exist, whose activities are related to those of the College, primarily to provide financial assistance and other support to the College and its educational programs. Financial statements for these entities are audited by independent auditors and retained by them. They include the Horry - Georgetown Technical College Foundation, Inc.

Management reviewed its relationship with the Foundation under the existing guidance of GASB Statement No. 14, as amended by GASB Statement No. 39. Because of the nature and significance of its relationship with the College, the Foundation is considered a component unit of the College.

Following is a more detailed discussion of this entity and a summary of significant transactions (if any) between this entity and the College for the year ended June 30, 2012.

The Horry - Georgetown Technical College Foundation, Inc.

The Foundation is a separately chartered corporation organized exclusively to receive and manage private funds for the exclusive benefit and support of the College. The Foundation's activities are governed by its Board of Directors who are not members of the College's Board of Directors.

The College recorded non-governmental gift receipts of \$160,105 from the Foundation in nonoperating revenues for the fiscal year ended June 30, 2012 and \$1,974,956 from the Foundation in nonoperating revenues for the fiscal year ended June 30, 2011. These funds were used primarily to support the College by way of program development, construction projects, and program support. The Foundation reimburses the College for any purchases made by the College on behalf of the Foundation. The College provides office space and support services to the Foundation. The value of this office space and support services was approximately \$3,600 for the years ended June 30, 2012 and June 30, 2011.

The Foundation's assets as of June 30, 2012 were \$8,858,013. As of June 30, 2012 the Foundation had \$553,210 in receivables, primarily due from donors (via pledges) and \$1,906,514 in outstanding liabilities primarily due to the College, for the Spear expansion.

NOTE 12 - RISK MANAGEMENT

The College is exposed to various risks of loss and maintains State or commercial insurance coverage for each of those risks. Management believes such coverage is sufficient to preclude any significant uninsured losses for the covered risks. Settlement claims have not exceeded this coverage in any of the past three years.

The State of South Carolina believes it is more economical to manage certain risks internally and set aside assets for claim settlement. Several State funds accumulate assets and the State itself assumes substantially all the risk for the following claims of covered employees:

- Unemployment compensation benefits
- Worker's compensation benefits for job-related illnesses or injuries
- Health and dental insurance benefits
- Long-term disability and group-life insurance benefits

Employees elect health insurance coverage through either a health maintenance organization or through the State's self-insured plan.

HORRY - GEORGETOWN TECHNICAL COLLEGE
 CONWAY, SOUTH CAROLINA
 NOTES TO FINANCIAL STATEMENTS
 JUNE 30, 2012

NOTE 12 - RISK MANAGEMENT (continued)

The College and other entities pay premiums to the State's Insurance Reserve Fund (IRF), which issues policies, accumulates assets to cover the risk of loss, and pays claims incurred for covered losses relating to the following activities:

- Theft, damage to, or destruction of assets
- Real property, its contents, and other equipment
- Motor vehicles and watercrafts
- Torts
- Natural disasters
- Medical malpractice claims against the Infirmary

The IRF is a self-insurer and purchases reinsurance to obtain certain services and to limit losses in certain areas. The IRF's rates are determined actuarially.

The College obtains coverage through a commercial insurer for employee fidelity bond insurance for all employees for losses arising from theft or misappropriation.

NOTE 13 - NATIONAL FEDERAL DIRECT SUBSIDIZED AND UNSUBSIDIZED STAFFORD LOANS

The College participates in the National Federal Direct Subsidized and Unsubsidized Stafford Loan Program, which allows the College to disburse federal loans to students which are administered by the U.S. Department of Education. The loan activity is not reported in the accompanying financial statements because the responsibility for administration and collection passes to the U.S. Department of Education after the loans are disbursed. The College made loan disbursements of \$32,710,992 under this program during the fiscal year 2012 and \$29,819,961 for the fiscal year ended June 30, 2011.

NOTE 14 - AGENCY FUNDS

The agency fund accounts for Student Activity Funds. The Student Activity Fund is used to account for assets held by the College as an agent for others, such as student organizations. These organizations exist with the explicit approval of and are subject to revocation by the College. Student Activity Funds are custodial in nature (assets equal liabilities).

The following is a summary of the changes in the Student Activity Fund:

	June 30, 2011			June 30, 2012
	Balance	Receipts	Disbursements	Balance
Student Activity	\$533,978	\$297,722	\$147,682	\$684,018
GCSAA	17,419	2,200	4,283	15,336
North American Wildlife				
Technology Association	0	1,660	1,660	0
Engineering Day	0	663	663	0
	<u>\$551,397</u>	<u>\$302,245</u>	<u>\$154,288</u>	<u>\$699,354</u>

HORRY - GEORGETOWN TECHNICAL COLLEGE
 CONWAY, SOUTH CAROLINA
 NOTES TO FINANCIAL STATEMENTS
 JUNE 30, 2012

NOTE 15 - CAPITAL LEASES

Future minimum lease obligations and the net present value of these minimum lease payments as of June 30, 2012 are as follows:

	Business-Type Activities
2013	\$ 10,459
2014	10,459
2015	6,973
Total Minimum Lease Payments	\$ 27,891
Less Amounts Representing Interest	(1,478)
Present Value	\$ 26,413

The scheduled maturity of the note payables and capital lease is as follows:

	Principal		Interest		Payments
2013	\$ 9,577	\$	882	\$	10,459
2014	9,967		492		10,459
2015	6,869		104		6,973
Total	\$ 26,413	\$	1,478	\$	27,891

The College has one capital lease outstanding at June 30, 2012. This capital lease qualifies as a capital lease for accounting purposes and therefore, has been recorded at the present value of the future minimum lease payments as of the inception date. Assets purchased under lease totaled \$47,485 with an accumulated depreciation of \$28,491.

NOTE 16 - LONG-TERM LIABILITIES

Long-term liabilities activity for the year ended June 30, 2012 was as follows:

	Balance June 30, 2011		Additions		Reductions		Balance June 30, 2012		Due within one year
Note Payables	\$ 437,120	\$	0	\$	437,120	\$	0	\$	0
Capital Lease	35,615		0		9,202		26,413		9,577
Compensated Absences Payable	1,561,244		168,966		75,572		1,654,638		19,028
	\$ 2,033,979	\$	168,966	\$	521,894	\$	1,681,051	\$	28,605

NOTE 17 - STATE APPROPRIATIONS

State funds for operations for the South Carolina Technical College System are appropriated to the State Board for Technical and Comprehensive Education (the Board), and the Board allocates funds budgeted for the technical colleges in a uniform and equitable manner. Appropriations are recognized as revenue when received and available. Amounts that are not expended by fiscal year-end lapse and are required to be returned to the General Fund of the State unless the Board receives authorization from the General Assembly to carry the funds over to the next year.

HORRY - GEORGETOWN TECHNICAL COLLEGE
 CONWAY, SOUTH CAROLINA
 NOTES TO FINANCIAL STATEMENTS
 JUNE 30, 2012

NOTE 17 - STATE APPROPRIATIONS (continued)

The following is a detailed schedule of State appropriations revenue reported in the financial statements for the fiscal year ended June 30, 2012 and June 30, 2011:

<u>NON-CAPITAL APPROPRIATIONS</u>	<u>2012</u>	<u>2011</u>
Appropriations per Annual Appropriations Act	\$ 6,615,087	\$ 6,425,537
Critical Needs Nursing Initiative - Proviso 5A.27	17,790	17,790
Pathways to Prosperity	43,204	29,685
ReadySC	2,993	0
Lottery Allied Health Funds	0	263,001
Lottery Technology Funds	<u>132,502</u>	<u>184,957</u>
 Total non-capital appropriations recorded as current year revenue	 <u>\$ 6,811,576</u>	 <u>\$ 6,920,970</u>

NOTE 18 - SALES/PURCHASES WITH OTHER SC HIGHER EDUCATION INSTITUTIONS

The College had significant financial transactions with other South Carolina public institutions of higher education during the fiscal year. The College provided goods and/or services to other South Carolina higher education institutions for a fee during the fiscal year ending June 30, 2012, as listed below:

<u>Institution</u>	<u>Amount</u>
Florence Darlington Technical College	\$ 64,365
Coastal Carolina University	349,702
Greenville Technical College	<u>8,000</u>
 Total	 <u>\$ 422,067</u>

The College received goods and/or services from other South Carolina higher education institutions for a fee during the fiscal year ending June 30, 2012, as listed below:

<u>Institution</u>	<u>Amount</u>
Clemson University	\$ 930
Coastal Carolina University	1,386,478
Spartanburg Community College	19,248
Trident Technical College	3,661
Greenville Technical College	<u>5,300</u>
 Total	 <u>\$ 1,415,617</u>

HORRY - GEORGETOWN TECHNICAL COLLEGE
CONWAY, SOUTH CAROLINA
NOTES TO FINANCIAL STATEMENTS
JUNE 30, 2012

NOTE 19 - OPERATING EXPENSES BY FUNCTION

Operating expenses by functional classification for the years ended June 30, 2012 and June 30, 2011 are summarized as follows:

	<u>June 30, 2012</u>						
	Salaries	Benefits	Scholar- ships	Utilities	Supplies and Other Serv.	Depreciation	Total
Instruction	\$ 11,857,321	\$ 3,328,111	\$ 0	\$ 0	\$ 1,875,502	\$ 0	\$ 17,060,934
Academic Support	2,541,254	760,179	0	0	1,167,674	0	4,469,107
Student Services	2,470,679	727,606	0	0	550,019	0	3,748,304
Operation & Maint. of Plant	1,111,217	414,657	0	1,304,592	1,941,204	0	4,771,670
Institutional Support	2,260,896	700,666	5,132	0	1,946,657	0	4,913,351
Scholarships	148,306	0	16,269,011	0	0	0	16,417,317
Auxiliary Enterprises	77,580	19,798	0	0	137,127	0	234,505
Depreciation	0	0	0	0	0	1,954,081	1,954,081
Total Operating Exp.	\$ 20,467,253	\$ 5,951,017	\$ 16,274,143	\$ 1,304,592	\$ 7,618,183	\$ 1,954,081	\$ 53,569,269

	<u>June 30, 2011</u>						
	Salaries	Benefits	Scholar- ships	Utilities	Supplies and Other Serv.	Depreciation	Total
Instruction	\$ 11,830,705	\$ 3,128,473	\$ 0	\$ 0	\$ 2,152,551	\$ 0	\$ 17,111,729
Academic Support	2,450,006	666,128	0	0	1,233,184	0	4,349,318
Student Services	2,579,423	724,985	0	0	888,901	0	4,193,309
Operation & Maint. of Plant	1,061,062	366,315	0	1,310,393	2,226,664	0	4,964,434
Institutional Support	2,479,110	715,623	165	0	2,063,340	0	5,258,238
Scholarships	154,030	0	16,155,046	0	0	0	16,309,076
Auxiliary Enterprises	70,916	18,053	0	0	93,533	0	182,502
Depreciation	0	0	0	0	0	1,959,736	1,959,736
Total Operating Exp.	\$ 20,625,252	\$ 5,619,577	\$ 16,155,211	\$ 1,310,393	\$ 8,658,173	\$ 1,959,736	\$ 54,328,342

HORRY - GEORGETOWN TECHNICAL COLLEGE
 CONWAY, SOUTH CAROLINA
 NOTES TO FINANCIAL STATEMENTS
 JUNE 30, 2012

NOTE 20 - STATEMENT OF ACTIVITIES

The following information is required by the office of the Comptroller General for the State of South Carolina's comprehensive annual financial report:

	<u>2012</u>	<u>2011</u>	<u>Increase/ Decrease</u>
Charges for Services	\$ 27,570,764	\$ 26,039,746	\$ 1,531,018
Operating Grants and Contributions	22,917,104	26,144,842	(3,227,738)
Capital Grants and Contributions	5,318,187	5,492,834	(174,647)
Less Expenses	<u>(53,574,882)</u>	<u>(54,341,484)</u>	<u>766,602</u>
Net Program Revenue	2,231,173	3,335,938	(1,104,765)
Transfers:			
State Appropriations	6,811,576	6,920,970	(109,394)
Transfers To/From other State Agencies	<u>(24,689)</u>	<u>(21,569)</u>	<u>(3,120)</u>
Change in Net Assets	9,018,060	10,235,339	(1,217,279)
Net Assets, Beginning of Year	79,554,668	69,319,329	10,235,339
Net Assets, End of Year	<u>\$ 88,572,728</u>	<u>\$ 79,554,668</u>	<u>\$ 9,018,060</u>

NOTE 21-STATE FISCAL STABILIZATION FUNDS (ARRA FUNDS)

The College incurred expenditures of \$23,511 and \$2,927,521 during fiscal years 2012 and 2011 respectively, under the American Recovery and Reinvestment Act (ARRA) funding. These funds were awarded to the College via pass-through funding from the U.S. Department of Education (State Fiscal Stabilization Funds), U.S. Department of Labor (Workforce Investment Act), U.S. Department of Commerce (Broadband Technology), U.S. Department of Health and Human Services (Early Childhood Development), and the U.S. Department of Energy (State Energy Program). ARRA funds were expended primarily for instruction and upgrades to the College's enterprise software. In addition, ARRA funds provided scholarships, instructional equipment and services.

The schedules below list the individual funds and expenses by functional classification.

<u>Fund</u>	<u>Total ARRA Expenditures June 30, 2012</u>	<u>Total ARRA Expenditures June 30, 2011</u>
ARRA Stabilization Funding	\$ 0	\$ 2,444,746
ARRA SCDSS Early Childhood	577	17,946
ARRA Banner College Collaboration	0	100,000
ARRA Quickjobs - Carolina	0	41,783
ARRA Broadband Tech Grant	22,934	199,136
ARRA Hot Climate Number Two	0	123,910
Total	<u>\$ 23,511</u>	<u>\$ 2,927,521</u>

HORRY - GEORGETOWN TECHNICAL COLLEGE
 CONWAY, SOUTH CAROLINA
 NOTES TO FINANCIAL STATEMENTS
 JUNE 30, 2012

NOTE 21-STATE FISCAL STABILIZATION FUNDS (ARRA FUNDS) (continued)

Please note that all expenses, excluding the capitalized amount, are included in the functional expenses schedule in Note 19.

	June 30, 2012					
	<u>Salaries</u>	<u>Benefits</u>	<u>Scholarship</u>	<u>Other</u>	<u>Capitalized</u>	<u>Total</u>
Instructional	\$ 0	\$ 0	\$ 0	\$ 22,934	\$ 0	\$ 22,934
Student Support	0	0	0	577	0	577
Plant	0	0	0	0	0	0
Institutional	0	0	0	0	0	0
Scholarships	0	0	0	0	0	0
	<u>\$ 0</u>	<u>\$ 0</u>	<u>\$ 0</u>	<u>\$ 23,511</u>	<u>\$ 0</u>	<u>\$ 23,511</u>

	June 30, 2011					
	<u>Salaries</u>	<u>Benefits</u>	<u>Scholarship</u>	<u>Other</u>	<u>Capitalized</u>	<u>Total</u>
Instructional	\$ 1,829,923	\$ 259,834	\$ 0	\$ 164,464	\$ 0	\$ 2,254,221
Student Support	14,224	1,650	0	2,072	0	17,946
Plant	0	0	0	0	0	0
Institutional	0	0	0	655,354	0	655,354
Scholarships	0	0	0	0	0	0
	<u>\$ 1,844,147</u>	<u>\$ 261,484</u>	<u>\$ 0</u>	<u>\$ 821,890</u>	<u>\$ 0</u>	<u>\$ 2,927,521</u>

SINGLE AUDIT ACT REQUIREMENTS

HORRY - GEORGETOWN TECHNICAL COLLEGE
CONWAY, SOUTH CAROLINA
SCHEDULE OF EXPENDITURES OF FEDERAL AWARDS
FOR THE YEAR ENDED JUNE 30, 2012

	Project Number	Federal CFDA Number	Expenditures
Federal Grantor/Pass-Through Grantor/Program Title			
U.S. Department of Education			
Direct programs			
TRIO Cluster			
TRIO - Talent Search	P044A060595	84.044	\$ 324,779
TRIO - Upward Bound	P047A070411	84.047	261,896
Total - Trio Cluster			\$ 586,675
Student Financial Aid Cluster			
Federal Work Study	P033A093788	84.033	\$ 155,721
SEOG	P007A103788	84.007	249,900
PELL	P063P092577	84.063	18,059,097
Direct Federal Subsidized & Unsubsidized Loans	P268K112577	84.268	32,710,992
Total - Student Financial Aid Cluster			\$ 51,175,710
Total U.S. Department of Education Direct Programs			\$ 51,762,385
Pass Through State Dept. of Education:			
Perkins III	11VA408	84.048	\$ 377,961
Total Pass Through State Dept. of ED.			\$ 377,961
Total U.S. Department of Education			\$ 52,140,346
U.S. Department of Labor			
Direct programs			
Workforce Investment Act -			
Community Based Job Training (CBJT)	CB-18199-09-60-A-45	17.269	\$ 375,799
Total U.S. Department of Labor Direct Programs			\$ 375,799
Pass Through Florence Darlington Technical College			
Assist Grant	7129B05	17.282	\$ 84,953
Total Pass through Florence Darlington Technical College			\$ 84,953
Total U.S. Department of Labor			\$ 460,752

Horry - Georgetown Technical College
 Conway, South Carolina
 Schedule of Expenditures of Federal Awards
 For the Year Ended June 30, 2012

<u>Federal Grantor/Pass-Through Grantor/Program Title</u>	<u>Project Number</u>	<u>Federal CFDA Number</u>	<u>Expenditures</u>
U.S. Department of Health and Human Services			
Pass Through Greenville Technical College			
Child Care Development Block Grant	529900	93.575	\$ 1,903
Pass Through S.C. Technical College Board			
ARRA - SCDSS Early Childhood Development	N/A	93.713	<u>577</u>
Total U.S. Department of Health and Human Services			\$ <u>2,480</u>
U.S. Department of Interior			
Pass Thru Bureau of Indian Affairs	231-11-92H00-C00-007		
Indian Affairs Work Agreement	SMC00090178	15.046	\$ <u>56,252</u>
Total U.S. Department of Interior			\$ <u>56,252</u>
U.S. Department of Commerce			
Pass Thru S.C. Technical College Board			
ARRA - Broadband Technology	N/A	11.557	\$ <u>22,934</u>
Total U.S. Department of Commerce			\$ <u>22,934</u>
 Total Federal Programs			 \$ <u><u>52,682,764</u></u>

HORRY - GEORGETOWN TECHNICAL COLLEGE
 CONWAY, SOUTH CAROLINA
 NOTES TO SCHEDULE OF EXPENDITURES OF FEDERAL AWARDS
 FOR THE YEAR ENDED JUNE 30, 2012

1. BASIS OF PRESENTATION

The accompanying schedule of expenditures of federal awards includes the federal grant activity of Horry - Georgetown Technical College and is presented on the accrual basis, the same basis of accounting used to prepare the basic financial statements as described in Note 1 of the financial statements.

The information in this schedule is presented in accordance with the requirements of Office of Management and Budget (OMB) Circular A-133, Audits of States, Local Governments, and Non Profit Organizations. Therefore, some amounts presented in this schedule may differ from amounts used in the preparation of the basic financial statements (or reported in the federal financial reports).

2. FEDERAL NON-CASH ASSISTANCE

Horry - Georgetown Technical College did not receive or expend federal awards in the form of non-cash assistance and had no federal loan guarantees at June 30, 2012.

3. DETERMINATION OF MAJOR PROGRAMS

Major federal programs were determined in accordance with OMB Circular A-133. For the year ended June 30, 2012, the following programs were determined to be major programs in accordance with OMB Circular A-133: Student Financial Aid Cluster.

4. RECONCILIATION OF CURRENT FUND REVENUES TO SCHEDULE OF FEDERAL FINANCIAL ASSISTANCE


Total per Expenditures of Federal Awards	<u>\$52,682,764</u>
Total Federal Revenue	
Federal Grants Operating	\$ 1,856,424
Non Operating Grant	<u>18,115,348</u>
	<u>\$19,971,772</u>
Federal Direct Loans	
Subsidized Stafford Loans	14,044,418
Unsubsidized Stafford Loans	18,400,597
Plus Loans	<u>265,977</u>
Total Federal Awards	<u>\$32,710,992</u>

5. FEDERAL DIRECT LOANS

Federal Family Education Loans were disbursed in the amount of \$32,710,992 have not been recorded as revenues in the financial statements as administration and collection passes to the U.S. Department of Education after the loans are disbursed.

6. TYPE A PROGRAM DOLLAR THRESHOLD

The dollar threshold for Type A programs was \$300,000. It was determined that the Student Financial Aid Cluster which included the National Direct Subsidized and Unsubsidized Loans should be excluded from the determination and audited as a major program.



Robert D. Harper, Jr. CPA
Stacey C. Moree CPA
P. O. Box 1550
106 Wall Street, Litchfield
Pawleys Island, SC 29585
Tel (843) 237-9125
Fax (843) 237-1621
E-mail: HPM@sc.rr.com

Robin B. Poston CPA
P. O. Box 576
307 Church Street
Georgetown, SC 29442
Tel (843) 527-3413
Fax (843) 546-7277
E-mail: hpm2@sc.rr.com

INDEPENDENT AUDITOR'S REPORT ON INTERNAL CONTROL OVER
FINANCIAL REPORTING AND ON COMPLIANCE AND OTHER MATTERS BASED ON
AN AUDIT OF FINANCIAL STATEMENTS PERFORMED IN ACCORDANCE WITH
GOVERNMENT AUDITING STANDARDS

Horry - Georgetown Commission for Technical Education
Horry - Georgetown Technical College
Conway, South Carolina

We have audited the basic financial statements of Horry - Georgetown Technical College, as of and for the year ended June 30, 2012, and have issued our report thereon dated September 28, 2012. We did not audit the financial statements of Horry - Georgetown Technical College Foundation, which represents 100 percent of the discretely presented component unit presented in the financial statements. The financial statements of Horry - Georgetown Technical College Foundation were not audited in accordance with *Government Auditing Standards*. We conducted our audit in accordance with auditing standards generally accepted in the United States of America and the standards applicable to financial audits contained in *Government Auditing Standards*, issued by the Comptroller General of the United States.

Internal Control Over Financial Reporting

Management of Horry - Georgetown Technical College is responsible for establishing and maintaining effective internal control over financial reporting. In planning and performing our audit, we considered the College's internal control over financial reporting as a basis for designing our auditing procedures for the purpose of expressing our opinion on the financial statements, but not for the purpose of expressing an opinion on the effectiveness of the College's internal control over financial reporting. Accordingly, we do not express an opinion on the effectiveness of the College's internal control over financial reporting.

A deficiency in internal control exists when the design or operation of a control does not allow management or employees, in the normal course of performing their assigned functions, to prevent, or detect and correct misstatements on a timely basis. A material weakness is a deficiency, or combination of deficiencies in internal control such that there is a reasonable possibility that a

material misstatement of the entity's financial statements will not be prevented, or detected and corrected on a timely basis.

Our consideration of the internal control over financial reporting was for the limited purpose described in the first paragraph of this section and was not designed to identify internal control that might be significant deficiencies or material weaknesses. We did not identify any deficiencies in internal control over financial reporting that we consider to be material weaknesses, as defined above.

Compliance and Other Matters

As part of obtaining reasonable assurance about whether the College's financial statements are free of material misstatement, we performed tests of its compliance with certain provisions of laws, regulations, contracts, and grant agreements, noncompliance with which could have a direct and material effect on the determination of financial statement amounts. However, providing an opinion on compliance with those provisions was not an objective of our audit, and accordingly, we do not express such an opinion. The results of our tests disclosed no instances of noncompliance or other matters that are required to be reported under *Government Auditing Standards*.

We noted certain matters that were reported to management of Horry-Georgetown Technical College in a separate letter dated September 28, 2012.

This report is intended solely for the information and use of the Area Commission, management, and federal awarding agencies and pass-through entities and is not intended to be and should not be used by anyone other than these specified parties.

Harper, Poston & Moree, P.A.

Harper, Poston & Moree, P.A.
Certified Public Accountants

Georgetown, South Carolina
September 28, 2012



Robert D. Harper, Jr. CPA
Stacey C. Moree CPA
P. O. Box 1550
106 Wall Street, Litchfield
Pawleys Island, SC 29585
Tel (843) 237-9125
Fax (843) 237-1621
E-mail: HPM@sc.rr.com

Robin B. Poston CPA
P. O. Box 576
307 Church Street
Georgetown, SC 29442
Tel (843) 527-3413
Fax (843) 546-7277
E-mail: hpm2@sc.rr.com

INDEPENDENT AUDITOR'S REPORT ON COMPLIANCE WITH REQUIREMENTS
APPLICABLE TO EACH MAJOR PROGRAM AND INTERNAL CONTROL
OVER COMPLIANCE IN ACCORDANCE WITH OMB CIRCULAR A-133

Horry - Georgetown Commission for Technical Education
Horry - Georgetown Technical College
Conway, South Carolina

Compliance

We have audited the compliance of Horry - Georgetown Technical College with the types of compliance requirements described in the U.S. Office of Management and Budget (OMB) Circular A-133 *Compliance Supplement* that could have a direct and material effect on each of Horry - Georgetown Technical College's major federal programs for the year ended June 30, 2012. The College's major federal programs are identified in the summary of auditor's results section of the accompanying schedule of findings and questioned costs. Compliance with the requirements of laws, regulations, contracts, and grants applicable to each of its major federal programs is the responsibility of Horry - Georgetown Technical College's management. Our responsibility is to express an opinion on the College's compliance based on our audit.

We conducted our audit of compliance in accordance with auditing standards generally accepted in the United States of America; the standards applicable to financial audits contained in *Government Auditing Standards*, issued by the Comptroller General of the United States; and OMB Circular A-133, *Audits of States, Local Governments, and Non-Profit Organizations*. Those standards and OMB Circular A-133 require that we plan and perform the audit to obtain reasonable assurance about whether noncompliance with the types of compliance requirements referred to above that could have a direct and material effect on a major federal program occurred. An audit includes examining, on a test basis, evidence about Horry - Georgetown Technical College's compliance with those requirements and performing such other procedures as we considered necessary in the circumstances. We believe that our audit provides a reasonable basis for our opinion. Our audit does not provide a legal determination of Horry - Georgetown Technical College's compliance with those requirements.

In our opinion, Horry - Georgetown Technical College complied, in all material respects, with the requirements referred to above that a direct and material effect on each of its major federal programs for the year ended June 30, 2012.

Internal Control Over Compliance

The management of Horry - Georgetown Technical College is responsible for establishing and maintaining effective internal control over compliance with the requirements of laws, regulations, contracts and grants applicable to federal programs. In planning and performing our audit, we considered the College's internal control over compliance with requirements that could have a direct and material effect on a major federal program in order to determine our auditing procedures for the purpose of expressing our opinion on compliance and to test and report on internal control over compliance in accordance with OMB Circular A-133, but not for the purpose of expressing an opinion on the effectiveness of internal control over compliance. Accordingly, we do not express an opinion on the effectiveness of the College's internal control over compliance.

A *deficiency* in internal control over compliance exists when the design or operation of a control over compliance does not allow management or employees, in the normal course of performing their assigned functions, to prevent, or detect and correct noncompliance with a type of compliance requirement of a federal program on a timely basis. A material weakness in internal control over compliance is a deficiency or combination of deficiencies, such that there are a reasonable possibility that material noncompliance with a type of compliance requirement of a federal program will not be prevented or detected and corrected, on a timely basis.

Our consideration of internal control over compliance was for the limited purpose described in the first paragraph of this section and would not necessarily identify all deficiencies in internal control that might be significant deficiencies or material weaknesses. We did not identify any deficiencies in internal control over compliance that we consider to be material weaknesses, as defined above.

This report is intended solely for the information and use of the Area Commission, management and federal awarding agencies and pass-through entities and is not intended to be and should not be used by anyone other than these specified parties.

Harper, Poston & Moree, P.A.

Harper, Poston & Moree, P.A.
Certified Public Accountants

Georgetown, South Carolina
September 28, 2012

HORRY - GEORGETOWN TECHNICAL COLLEGE
CONWAY, SOUTH CAROLINA
SCHEDULE OF FINDINGS AND QUESTIONED COSTS
FOR THE YEAR ENDED JUNE 30, 2012

SUMMARY OF THE AUDITOR'S RESULTS

1. The independent auditor's report on the financial statements expresses an unqualified opinion.
2. No significant deficiencies were disclosed during the audit of the basic financial statements as reported in the Independent Auditor's Report on Internal Control over Financial Reporting and on Compliance and Other Matters Based on an Audit of Financial Statements Performed in Accordance with Government Auditing Standards.
3. The audit disclosed no instances of non-compliance in relation to the financial statements.
4. No significant deficiencies were disclosed during the audit of the major federal award programs as reported in the Independent Auditor's Report on Compliance with Requirements Applicable to each Major Program and Internal Control over Compliance in Accordance with OMB Circular A-133.
5. The report on compliance for major programs expressed an unqualified opinion.
6. The audit disclosed no audit findings that are required to be reported in accordance with Circular A-133, Section .510(a).
7. The major programs of Horry - Georgetown Technical College included in the audit were:

<u>Programs</u>	<u>CFDA #</u>
Student Financial Aid Cluster	84.033, 84.007, 84.063, 84.375, 84.268
8. The dollar threshold for Type A programs for Horry-Georgetown Technical College was \$300,000. It was determined that the student financial aid cluster which included the national direct subsidized and unsubsidized loans should be excluded from the determination and audited as a major program
9. Horry - Georgetown Technical College qualifies as a low-risk auditee.

FINDINGS IN RELATION TO THE AUDIT OF THE FINANCIAL STATEMENTS

1. No matters were reported.

FINDINGS AND QUESTIONED COSTS FOR FEDERAL AWARDS

1. No matters were reported.

HORRY - GEORGETOWN TECHNICAL COLLEGE
CONWAY, SOUTH CAROLINA
SUMMARY SCHEDULE OF PRIOR AUDIT FINDINGS
FOR THE YEAR ENDED JUNE 30, 2012

Finding 2011-C1: U.S. Department of Education

Significant Deficiency:

Student Financial Aid Cluster:	
Federal Work Study	84.033
SEOG	84.007
Pell	84.063
Direct Federal Subsidized and Unsubsidized Loans	84.268
Academic Competitiveness Grant	84.375

Condition: The monitoring of internal control procedures over newly hired employees were not sufficient to prevent incomplete documentation being provided to grantor. Verification of students was actually performed; however, the data submitted to U.S. Department of Education did not indicate that the College had, in fact, verified the students. This was a result of staff not updating the correct information on the computer system.

Current Status: This deficiency has been resolved.